

Central Services
Joan Araujo, Director

Engineering Services
Anastasia Seims Director

Roads & Transportation
Anitha Balan, Director

Water & Sanitation
Vacant, Director

Watershed Protection
Vacant, Director

February 6, 2025

**NOTICE OF A MEETING OF
VENTURA COUNTY WATERWORKS DISTRICT NO. 19
SOMIS CITIZENS' ADVISORY COMMITTEE**

NOTICE IS HEREBY GIVEN that a meeting of the Ventura County Waterworks District No. 19 Somis Citizens' Advisory Committee will be held **Thursday, February 13, 2025**, from 3:30 p.m. to adjournment at the **Waterworks District's Moorpark Office, 6767 Spring Road, Moorpark, California.**

Committee members are required to attend in person and members of the public are invited to attend in person or via Zoom. To electronically join the meeting please follow the provided steps – At the specific time (3:30 p.m.) dial the number (669) 900-6833, when prompted enter the meeting ID 470 052 7072. You can also join the meeting by visiting this link - **Join Zoom Meeting** <https://us06web.zoom.us/j/4700527072>

Advisory Committee Members: Please contact the District Office by telephone at (805-378-3005), or by email at wspc@ventura.org, no later than February 11, 2025 if you are unable to participate in the meeting.

Sincerely,



Jeff Palmer, P.E.
Assistant Director



AGENDA OF MEETING

1. CALL TO ORDER
2. APPROVAL OF THE MINUTES OF DECEMBER 12, 2024.
3. PUBLIC COMMENTS - Members of the public may address the Citizens' Advisory Committee on items of interest to the public that are within the subject matter jurisdiction of the Committee but do not appear on the agenda. With respect to agenda items, the public will be given an opportunity to address the Committee when the item is reached in the meeting.
4. DISTRICT STAFF REPORT
 - A. BUDGET AND FINANCIAL REVIEW - An update on the budget and financial status of the District.
 - o Establish a financial subcommittee.
 - o Percentage of water usage by type: is to Agriculture, Residential, Commercial, etc.
 - B. CAPITAL PROJECTS REVIEW- The Capital Project Status Report provides regular reporting on the status of active capital projects within the District.
 - C. O&M UPDATE
WATER SALES TO BUDGET, SYSTEM STATUS, AND AMI COMPLAINTS, OUTAGES, AND WATER QUALITY
5. DIRECTOR'S INFORMATIONAL ITEMS- Provides the opportunity for the Director to present items that are not within the subject matter of the District Staff Report.
 - A. LAS POSAS VALLEY WATERMASTER - An update on decisions and/or rulings by the LPV Watermaster and LPV Policy Advisory and Technical Advisory Committees.
 - B. CALLEGUAS MUNICIPAL WATER DISTRICT/ METROPOLITAN WATER DISTRICT OF SOUTHERN CALIFORNIA UPDATE - An update on decisions and rulings by these agencies which may impact the District.
 - C. BOARD LETTER TRACKER - AN UPDATE ON VENTURA COUNTY BOARD OF SUPERVISORS AGENDA ITEMS RELATED TO THE DISTRICT - A status report on items the District may be presenting or has recently presented, before the Ventura County Board of Supervisors.

D. AVENUES OF PUBLIC OUTREACH - An update on how the District is reaching out to its customers concerning water conservation.

6. COMMITTEE MEMBERS COMMENTS/FUTURE AGENDA ITEMS

- Discuss Field Trip to see the water structure of WWD19

7. ADJOURNMENT

The next District 19 regularly scheduled Citizens' Advisory Committee meeting will be held April 10, 2025

Meetings

February 13, 2025
2nd Meeting
3rd Meeting
4th Meeting

Topics

Annual overviews or summaries
Projects - Capital and Development
O&M Items
Rate Reviews

Draft

**SOMIS CITIZENS' ADVISORY COMMITTEE
VENTURA COUNTY WATERWORKS DISTRICT NO. 19
MINUTES OF THE DECEMBER 12, 2024, MEETING**

COMMITTEE MEMBERS IN ATTENDANCE: Michael Mishler-Chair
David Hutter-Vice Chair,
Keith Huss

COMMITTEE MEMBERS ABSENT: Tyler Cobb, Michael Morgan

STAFF: David Fleisch, Assistant Director
June Kim, Engineering Manager
Sean Hanley, WWS Superintendent
Pam Cook, Senior Accountant-Zoom
Jean Fontayne, Staff Services Manager II
Art Aseo, Deputy Director
Homer Arredondo, Engineering Mgr. II
Brendan Gonzalez- Admin Asst III- Zoom
Maryann Ranallo Mgmt. Asst III

GUESTS: Kathy Janowski
Lynette Buchanan-Roth – Zoom
Terry Wall
Walt Brand
Walt Janowski
Israel Rodriguez

* * *

1. CALL TO ORDER

Michael Mishler called the meeting to order at 3:31 PM. 3 of 5 Committee Members is present. Michael told the Committee Members that Michael Morgan passed away, driving with his wife, just before Thanksgiving. They got into a car accident, which killed Michael Morgan in Nevada. Mr. Mishler expressed his sympathy for anyone who knew Michael Morgan well. He expressed to Israel that we will need to look for a committee replacement.

2. APPROVAL OF THE MINUTES OF THE OCTOBER 1, 2024, MEETING

Motion to adopt the minutes was made by Michael Mishler.
Vote: Nay 0, Yea 3. Minutes adopted.

3. PUBLIC COMMENTS

None at this time, reserved for a later topic in the Agenda.

4. DIRECTOR'S INFORMATIONAL ITEMS

A. CAPITAL PROJECTS REVIEW –

- provides Well 4 Rehabilitation in design phase. January 28 is the bid date. Furnished pump
- 571 Reservoir Pump Station hired a consultant. 50% in design.
- No update on Caltrans Project.

B. WATER QUALITY REPORT

- 10 complaints: 3 pressure, the remaining were color and odor complaints. Adjustment or filter replaced.

C. WATER SUPPLY CONDITIONS

- Remains the same, not in drought and all reservoirs are full.

D. LOS POSAS VALLEY WATERMASTER

- Introduction of Art Aseo as Deputy Director, taking a position that Scott Meckstroth held previously. Art will be attending these CAC Meetings as well.
- The Policy Advisory committee has met. We provided our input to the 5-year update of the sustainability plan.

E. CALLEGUAS MUNICIPAL WATER DISTRICT/ METROPOLITAN WATER

- The Delta Conveyance Project. Calleguas and Metropolitan signed an Agreement. The Board of Supervisors approved. Rightsizing the project to one tunnel to better support both environmental and water supply needs.

F. AVENUES OF PUBLIC OUTREACH

- Nothing going on.

G. BOARD LETTER TRACKER – AN UPDATE ON VENTURA COUNTY BOARD OF SUPERVISORS AGENDA ITEMS RELATED TO THE DISTRICT

- 12/10 The Board approved all four of the Water Districts rate increases. For WWD19 the increase was 5% for one year.

H. BUDGET AND FINANCIAL REVIEW

- Budget and Financial review is in a summary rather than this lengthy report.
- This is County period 4 ending Oct 2024

I. AMI

- Continue to grow 12.4%
- On the back of the bill is a QR Code you can click and get to the AMI Portal

5. COMMITTEE MEMBERS COMMENTS/FUTURE AGENDA ITEMS

- We are working to move all Water Districts to Quarterly Meetings. We would like to make an adjustment on what we are providing and how we are providing.

The idea is to focus on more direct information pertaining to the topic.
Cost savings of 5,200 per meeting.

- Michael Michler had a question about a possibility of a Subcommittee Meeting to investigate and review our expenses in detail. Need to add to the February Meeting agenda.
- Add to the next meeting: Other water agencies, comparing rates and increases for the last couple of years
- At some point, it would be good to go on a field trip to see the water structure of WWD19, so that customers, CAC Members can see all the improvements. Put on agenda for the next meeting (suggested dates). Board of Supervisor may be interested in attending a field trip.
- David has percentages Residential/Commercial/Agricultural by volume. In general Jan-June 34% etc. Michael Michler would like to see a handout to see how we break out, how much is going to Ag, Residential, etc. (sent email 12/16/2024)
- Kathy Janowski is particularly interested in the fence line that surrounded the water reservoir. Greentree residence. Sean spoke about how the fire has impacted our infrastructure. Nothing significant that will cost us.
- Kathy thanked Sean for his guys helping to save their house. How the O&M guys made the fire department aware the fire was approaching Kathy's home.
- Opening on the CAC Members, Kathy has someone who is interested.
- David let everyone know Feb 14th is his last day, as he is retiring. They are actively looking for someone to replace him.

6. ADJOURNMENT

The next meeting is February 13, 2025.

The meeting is adjourned at 4:12 PM

4. DISTRICT STAFF REPORT
 - A. BUDGET AND FINANCIAL REVIEW – An update on the budget and financial status of the District

			FY25							
59	Acquisition&Replacement Fund		FY21 ACTUAL	FY22 ACTUAL	FY23 ACTUAL	FY24 ACTUAL	ADJUSTED BUDGET	FY25 ACTUAL	% Actual vs Budget	FY25 YR-END PROJECTION
60	Beginning Balances		\$49,439	\$51,923	\$684,930	\$873,557	\$1,463,638	\$1,463,638		\$1,463,638
61										
62	Capital Sources of Funds									
63	Interest Earnings	8911	\$19,945	\$3,150	\$63,811	\$87,523	\$74,700	\$0	0%	\$96,600
64	State Grant		\$176,264	\$1,920,173	\$417,080	\$136,483	\$0	\$0		\$0
65	Capital Impr Charges	9615	\$2,000	\$672,028	\$15,309	\$511,659	\$0	\$4,827		\$4,827
66	Loan Proceed	9841	(USDA) \$0	\$0	\$0	\$0	\$3,915,000	\$0	0%	\$0
67	Other Revenue-Misc	9790	\$0	\$0	\$0	\$0	\$0	\$0		\$0
68	Gain/Loss Revenue Capital Asset	9822				\$0				\$0
69	Depreciation Expense	3611	CY Fun \$335,897	\$327,835	\$325,662	\$328,220	\$324,100	\$165,041	51%	\$324,100
70	Total - Capital Sources of Funds		\$534,105	\$2,923,186	\$821,862	\$1,063,885	\$4,313,800	\$169,868		\$425,527
71										
72	Capital Uses of Funds									
73	Water System Replacement & Construction Projects:									
74	Misc Water System Improvement	2112	\$37,300	\$14,579	\$158,164	\$180,791	\$25,000	\$29,456	118%	\$80,556
75	General System Improvement	4112	(\$4)	\$0	(\$0)	\$0	\$15,000	\$0	0%	\$49
76	Well#4 Treatment Fac Repl	4112	\$0	\$0	\$0	\$0	\$0	\$0		\$0
77	Well 2 Treatment Facility	4112	\$305,318	\$2,229,570	\$444,886	\$4,844	\$0	\$0		\$0
81	Sand Canyon Waterline & BPS	4112	\$0	\$0	\$0	\$0	\$0	\$0		\$0
78	571 Reservoir Pump Station	4112	\$0	\$0	\$0	\$68,012	\$500,000	\$28,955	6%	\$190,761
79	538 Reservoir Replacement	4112	\$5,096	\$22,030	\$75,303	\$0	\$0	\$0		\$0
80	538 Transmission Replacement	4112	\$0	\$0	\$0	\$0	\$0	\$0		\$0
81	1030 Reservoir #1 & #2 Replacement		\$0	\$0	\$0	\$0	\$0	\$0		\$0
82	Waterline Relocation: Hwy 118/ Caltrans Project	4112	\$0	\$0	\$0	\$1,561	\$0	\$0		\$0
84	Somis Farm Worker Housing Line Extension		\$0	\$0	\$22,418	\$16,903	\$0	\$0		\$12,344
85	Coating & Repair; Balcom Canyon Reservoir	4112	\$0	\$0	\$2,783	\$0	\$0	\$0		\$0
80	LA Ave/ Caltrans Pipeline Replacement	4112	\$0	\$0	\$0	\$0	\$1,800,000	\$0	\$0	\$0
	Well #4 - 3rd Filter	4114		\$0	\$0	\$0	\$300,000	\$0		\$0
	Well #4 Filter Media Replacement	4114		\$0	\$0	\$0	\$200,000	\$0		\$0
	Well #4 Rehab	4114		\$0	\$0	\$0	\$400,000	\$0		\$400,000
	Well #2 Redrill Land	4114		\$0	\$0	\$0	\$100,000	\$0		\$0
	Balcom Reservoir Recoating	4114	\$0	\$0	\$0	\$0	\$600,000	\$0		\$0
81	Water Construction Project	4114	\$0	\$0	\$0	\$0	\$0	\$0		\$0
82	Total Syst. Repl & Construc Proj.		\$347,710	\$2,266,179	\$703,555	\$272,110	\$3,940,000	\$58,410		\$683,710
83	Misc Expense		\$0	\$0	\$0	\$0	\$0	\$0		\$0
84	System Maint, Repairs & Replc.		\$0	\$0	\$0	\$0	\$0	\$0		\$0
85	Engineering Services	2204	\$12,300	\$24,000	\$26,000	\$40,500	\$44,600	\$22,300	50%	\$40,500
86	Other Equipment	4601	\$0	\$0	\$0	\$149,588	\$0	\$0		\$0
#REF!	Contributions-ISF & Other Funds	5111	\$0	\$0	\$0	\$0	\$0	\$0		\$0
#REF!	Prior Year CAFR Adjustments	ACO	\$171,612		(\$96,321)	\$0				
81	Total - Capital Uses of Funds		\$531,622	\$2,290,179	\$633,234	\$462,198	\$3,984,600	\$80,710		\$724,210
82	Net Fund Balance		\$2,483	\$633,007	\$188,628	\$601,687	\$329,200	\$89,158		(\$298,683)
83	Transfer to/fr O&M		\$0	\$0	\$0	(\$11,607)	(\$1,277,100)	\$0		(\$1,098,908)
85	Ending Capital Fund Balance Reserve		\$51,923	\$684,930	\$873,557	\$1,463,638	\$515,738	\$1,552,796		\$66,047

WATERWORKS DISTRICT NO. 19 (SOMIS) WATER SERVICE
OPERATION AND MAINTENANCE FINANCIAL STATUS REPORT (\$000)

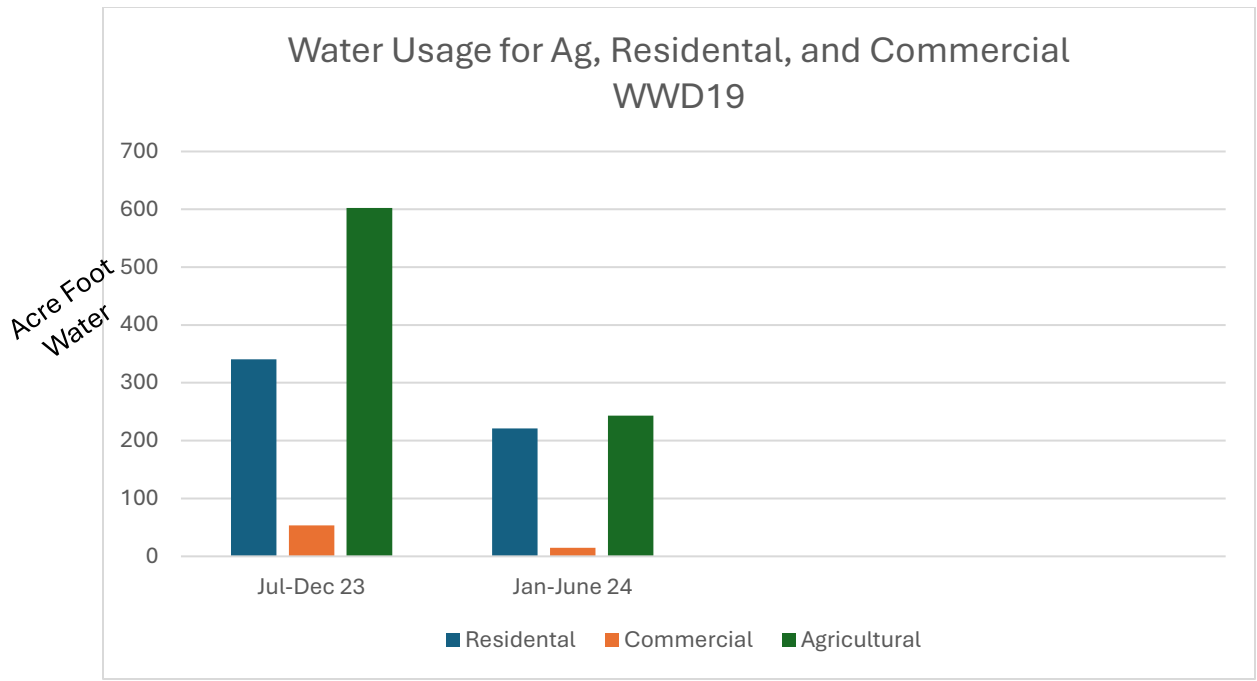
Current Activities for Accounting Period 06 (Period ending 12/31/24)						
	A	B	B	C	D	E
	ACTUAL	ADOPTED BUDGET	ADJUSTED BUDGET	CURRENT	% of	Yr-End
DESCRIPTION	FY 24	FY 25	FY 25	ACTUAL	Act vs Bud	Projection
1 EXPENDITURES					c/b	
2 System Maint. Repairs & Replac.	565.8	580.0	580.0	253.6	44%	676.8
3 Pipes, Fitting, Valves & Other Maint. Supp	357.9	200.0	200.0	184.6	92.3%	267.1
4 Maintenance Contract	207.9	380.0	380.0	69.0	18.2%	409.7
5 Other Maintenance	-	-	0.0	0.0		0.0
6 Special Technical Services	16.5	125.4	125.4	0.2	0.0	20.0
7 Reservoir & Well Insp	-	30.0	30.0	0.0	0.0%	0.0
8 Design & Print CCR Rpt and Others	5.9	10.0	10.0	0.2	2.5%	10.0
9 Urban Water MGMT Plan & Master Plan Updates	-	15.4	15.4	0.0	0.0%	0.0
10 SCADA Reporting	-	30.0	30.0	0.0	0.0%	10.0
11 Software Maintenance	10.6	-	0.0	0.0		0.0
12 Consultant - Rate Study	-	-	0.0	0.0		0.0
13 O&M Labor Charges	1,109.8	1,755.2	1,755.2	722.1	41.1%	1521.1
14 State Permit/Fees	20.2	35.0	35.0	9.5	27.1%	25.0
15 Mgmt /Admin./ Eng. Svcs	156.6	212.7	212.7	106.4	50.0%	216.8
16 Legal Cost	23.8	105.0	105.0	10.6	10.1%	65.7
17 Water Analysis	23.7	10.0	10.0	12.4	124.1%	13.5
18 Cross Connection Fees	7.2	7.0	7.0	7.4	105.7%	7.4
19 Groundwater Extraction	132.0	267.8	267.8	70.8	26.4%	267.8
20 Water Purchase	87.0	231.4	231.4	77.8	33.6%	187.5
21 Water System Power	814.4	664.8	664.8	342.5	51.5%	850.0
22 Water Maintenance Supply	0.0	0.0	0.0	0.0		0.0
23 Conservation Program	0.0	0.5	0.5	0.0	0.0%	0.5
24 Meter Replacement & Change Outs	43.4	70.0	70.0	17.1	24.4%	78.2
25 Phone/Supplies/Bad Deb/Misc	106.3	295.6	295.6	62.3	21.1%	298.3
26 Indirect Cost Recovery	10.1	40.9	40.9	20.4	50.0%	40.9
27 Loan Principal Pymts - RCA	66.9	76.6	76.6	0.0	0.0%	76.6
28 Other Loan Pymts-Principal (USDA)	0.0	0.0	0.0	0.0		0.0
29 Other Loan Pymts - RCA Interest	118.5	91.2	91.2	-9.2		91.2
30 Other Loan Pymts-USDA Interest	0.0	0.0	0.0	0.0		0.0
31 Depreciation Expense	328.2	324.1	324.1	165.0	50.9%	324.1
32 Right of Way Easements Purchase	0.0	0.0	0.0	0.0		0.0
33 Right of Way Easements Temporary	0.0	0.0	0.0	0.0		0.0
34 Contribution - ISF	0.0	50.2	50.2	0.0	0.0%	0.0
35 Debt & Capital Reserve Contributions	7.3	0.0	0.0	0.0		50.2
36 TOTAL EXPENDITURES	3,637.8	4,903.4	4,903.4	1,869.0	38.1%	4,811.6
37 REVENUES						
38						
39 Interest Earnings	-	-	0.0	0.0		0.0
40 Federal & State Disaster	-	-	0.0	0.0		0.0
41 State Aid - SB90	-	-	0.0	0.0		0.0
42 Meter Sales & Install/Line Ext. Fee	33.7	4.0	4.0	0.0	0.0%	4.0
43 Planning/Engr Svc Fee	68.8	2.0	2.0	223.2	11159.8%	223.2
44 Permit Fees	-	-	0.0	0.0		0.0
45 Water Sales	2,800.6	3,602.8	3602.8	1751.8	48.6%	3,421.7
46 Las Posas Adjudication Surcharge	-	-	0.0	0.0		0.0
47 Other revenue - misc.	66.7	57.5	57.5	46.6	81.1%	63.8
48 Gain/Loss Revenue Capital Asset	-	-	0.0	0.0		0.0
49 TOTAL REVENUES	2,969.7	3,666.3	3,666.3	2,021.6	55.1%	3,712.7
50 NET OF OPERATION	(668.07)	(1,237.1)	(1,237.1)	152.5		(1,098.91)
51 O&M Fund Balance Reserve:						
52 Beginning Fund Balance	668.07	0.00	0.00	\$0.00		\$0.00
53 ACFR Adjustment						
54 Net of Operation	(668.07)	(1,237.10)	(1,237.10)	152.54		1,098.91
55 Transfer To/Fr Capital Fund			-			-
56 O&M Fund Balance Reserve:	\$0.00	(\$1,237.10)	(\$1,237.10)	\$152.54	\$0.00	\$0.00
57 Required O&M Fund Reserve: 25% of Exp.	\$909.45	\$1,225.85	\$1,225.85	\$467.26		\$1,202.89
58 O&M FBR vs Targeted Reserve	alert	alert	alert	alert	ok	alert

WATERWORKS DISTRICT NO. 19 (SOMIS) WATER SERVICE
CAPITAL PROJECTS FINANCIAL STATUS REPORT (\$000)

		Current Activities for Accounting Period 06 (Period ending 12/31/24)			A	B	C	D	E	F	G	H
			ACTUAL	ADOPTED BUDGET	ADJUSTED BUDGET	ACTUAL FY 25			% of	Yr-End		
		DESCRIPTION	FY 24	FY 25	FY 25	EXP/REV	ENC	TOTAL	Act/Bud	Projection		
		1 NON CAPITALIZED EXPENDITURES:							d/c			
CapAcq	Expense	2 <i>General System Improvement</i>	0.0	0.0	0.0	0.0	(53.0)	(53.0)		(67.8)		
CapAcq	Expense	3 <i>SCADA Improvements</i>	124.0	0.0	0.0	12.9	0.0	12.9		12.9		
CapAcq	Expense	4 <i>Well Repairs/Replacement</i>	0.0	0.0	0.0	0.0	67.8	67.8		82.5		
CapAcq	Expense	5 <i>Greentree Res #2 Re-coat & Repair</i>	55.9	0.0	0.0	0.0	54.1	54.1		3.0		
CapAcq	Expense	6 <i>Other Reservoir Repairs</i>	0.9	25.0	25.0	0.0	0.0	0.0	0.0%	50.0		
CapAcq	Expense	7 <i>Engineering Services</i>	40.5	44.6	44.6	22.3	0.0	22.3	50.0%	40.5		
		8 Sub-Total Non Capitalized Expenditures	221.3	69.6	69.6	35.2	68.9	104.1	50.5%	121.1		
		9 WATER SYSTEM IMPROVEMENT:										
CapAcq	Expense	10 <i>General System Improvement</i>	0.0	15.0	15.0	0.0	37.1	37.1	0.0%	0.0		
CapAcq	Expense	11 <i>Well 2 Treatment Facility</i>	4.8	0.0	0.0	0.0	0.0	0.0		0.0		
CapAcq	Expense	12 <i>Somis Farm Worker Housing Line Extension</i>	16.9	0.0	0.0	0.0	12.3	12.3	0.0%	12.3		
CapAcq	Expense	13 <i>Pipe Replacement Caltrans ROW</i>	0.0	0.0	0.0	0.0	0.0	0.0		0.0		
CapAcq	Expense	<i>Coating & Repair; Balcom Canyon Reservoir</i>	0.0	0.0	0.0	0.0	0.0	0.0		0.0		
CapAcq	Expense	<i>Waterline Relocation: Hwy 118/ Caltrans Project</i>	1.6	0.0	0.0	0.0	0.0	0.0		0.0		
CapAcq	Expense	<i>1030 Reservoir #1 & #2 Replacement</i>	0.0	0.0	0.0	0.0	0.0	0.0		0.0		
CapAcq	Expense	<i>Well #4 pump & rehab</i>	0.0	0.0	0.0	0.0	0.0	0.0		0.0		
CapAcq	Expense	<i>571 Reservoir Pump Station</i>	68.0	500.0	500.0	29.0	121.5	150.4		190.8		
CapAcq	Expense	14 <i>538 Reservoir Replacement</i>	0.0	0.0	0.0	0.0	0.0	0.0		0.0		
CapAcq	Expense	15 <i>538 Transmission Replacement</i>	0.0	0.0	0.0	0.0	0.0	0.0		0.0		
		16 Sub-Total Water System Improvement	91.3	515.0	515.0	29.0	170.9	199.9	5.6%	203.2		
		17 WATER CONSTRUCTION PROJECT										
CapAcq	Expense	18 <i>Well #4 - 3rd Filter</i>	0.0	300.0	300.0	0.0	0.0	0.0	0%	0.0		
CapAcq	Expense	19 <i>Well #4 Filter Media Replacement</i>	0.0	200.0	200.0	0.0	0.0	0.0	0.0%	0.0		
CapAcq	Expense	<i>Well #4 Rehab</i>	0.0	400.0	400.0	0.0	0.0	0.0	0.0%	400.0		
CapAcq	Expense	<i>Well #2 Redrill Land</i>	0.0	100.0	100.0	0.0	0.0	0.0	0.0%	0.0		
CapAcq	Expense	20 <i>Balcom Reservoir Recoating</i>	0.0	600.0	600.0	0.0	0.0	0.0	0.0%	0.0		
CapAcq	Expense	21 Sub-Total Water Water Construction Project	0.0	1,600.0	1,600.0	0.0	0.0	0.0	0.0%	400.0		
CapAcq	Expense	22 <i>Other Equipment</i>	149.6	0.0	0.0	0.0	0.0	0.0		0.0		
		23 Total Expenditures	462.2	2,184.6	2,184.6	64.1	239.8	303.9	2.9%	724.2		
		24 REVENUES										
CapAcq	Revenue	25 <i>Interest Earnings</i>	87.5	74.7	74.7	0.0	0.0	0.0	0.0%	96.6		
CapAcq	Revenue	26 <i>Capital Impr Charges</i>	511.7	0.0	0.0	4.8	0.0	4.8		4.8		
CapAcq	Revenue	26 <i>State Grant</i>	136.5	0.0	0.0	0.0	0.0	0.0	0.0%	0.0		
CapAcq	Revenue	26 <i>Loan Proceed</i>	0.0	3,915.0	3,915.0	0.0	0.0	0.0	0.0%	0.0		
CapAcq	Revenue	28 <i>Other Revenue-Misc</i>	0.0	0.0	0.0	0.0	0.0	0.0	0.0%	0.0		
		29 Total Revenues	735.7	3,989.7	3,989.7	4.8	0.0	4.8	0.1%	101.4		
		30 Net of Operation	273.5	1,805.1	1,805.1	(59.3)	(239.8)	(299.1)		(622.8)		
		31 <i>Beginning Capital Fund Balance</i>	873.6	1,461.1	1,461.1	1,461.1		1,461.1		1,461.1		
		<i>ACFR Adjustment</i>	0.0									
		33 <i>Transfer To/Fr Capital Fund</i>	(14.2)							(1,098.9)		
O&M	Expense	34 <i>Depreciation Expense</i>	328.2	324.1	324.1	165.0		165.0		324.1		
		35 Ending Capital Fund Balance Reserve	1,461.1	3,590.3	3,590.3	1,566.8		1,327.0		63.5		
		36										
		38 SUMMARY OF CAPITAL FUND BALANCE					Capital	Funded	Total			
		39					Acq Fund	Depr Fund	Cap Fund			
		40				Beginning Fund Balance	698.0	763.0	1,461.0			
		41				Revenue & Depreciation	101.4	324.1	425.5			
						Transfer To/Fr Capital Fund	(1,098.9)		(1,098.9)			
		42				Expenditure	(724.2)		(724.2)			
						Ending Fund Balance	(1,023.7)	1,087.1	63.4			

WATERWORKS DISTRICT NO. 19 (SOMIS) WATER SERVICE
WELL 2 DEBT SERVICE FINANCIAL STATUS REPORT (\$000)

Current Activities for Accounting Period 06 (Period ending 12/31/24)							
	A	B	B	C	D	E	
	ACTUAL	ADOPTED BUDGET	ADJUSTED BUDGET	CURRENT	% of	Yr-End	
DESCRIPTION	FY 24	FY 25	FY 25	ACTUAL	Act vs Bud	Projection	
1 DEBT SERVICE:					c/b		
2 Loan Principal Pymts - RCA							
3 Other Loan Pymts - RCA Interest							
4 TOTAL DEBT SERVICE	\$0.00	\$0.00	\$0.00	\$0.00	\$0.00	\$0.00	
5 DEBT SERVICE REVENUE							
6							
7 Well 2 Surcharge	\$93.32	\$90.00	\$90.00	\$35.33		\$95.00	
8 TOTAL DEBT SERVICE REVENUE	\$93.32	\$90.00	\$90.00	\$35.33		\$95.00	
9 NET FUND BALANCE	\$93.32	\$90.00	\$90.00	\$35.33		\$95.00	
10 O&M Fund Balance Reserve:							
11 Beginning Fund Balance	\$225.08	\$318.40	\$318.40	\$318.40		\$318.40	
12 Net Fund Balance	\$93.32	\$90.00	\$90.00	\$35.33		\$95.00	
13 Debt Service Fund Balance Reserve:	\$318.40	\$408.40	\$408.40	\$353.73	\$0.00	\$413.40	413.4



TOTALS	1064.82	100.00%	487.26	100.00%
ACCOUNT TYPE	AF 2023 (JUL-DEC)	PERCENTAGE	AF 2024 (JAN-JUN)	PERCENTAGE
AG	649.26	60.97%	244.85	50.25%
Commercial	21.96	2.06%	13.29	2.73%
Industrial	16.85	1.58%	5.14	1.06%
Institution	7.47	0.70%	3.04	0.62%
Multi-Family	12.37	1.16%	8.25	1.69%
Residential	356.90	33.52%	212.70	43.65%

4. DISTRICT STAFF REPORT

B. PROJECTS

CAPITAL PROJECTS – The Capital Project Status Report provides regular reporting on the status of active capital projects within the District.

January 2025

ACTIVE CAPITAL PROJECTS REPORT - WATER AND SANITATION DEPARTMENT

Project Name	Phase	Due Date	Project Updates
Rehabilitate Well No. 4 at Balcom Canyon Road between Stockton Road and Los Angeles Avenue.	Bid	Bid Opening 01/28/2025	10% complete. Hired consultant to assist with developing a well rehabilitation strategy, technical specification, bidding, construction observation, and evaluation of the well's rehabilitation. Bid opening is 01/28/2025. Low bidder is General Pump Company with amount of \$256,629.
Caltrans Pipe Relocation at LA Ave between Sand Canyon Rd and Balcom Canyon Rd.	Design	TBD	90% complete. This is Caltrans slope stabilization project. They will relocate District's pipeline and invoice District.
Construct Pump Station at 571 Reservoir North of Worth Way on APN 163-0-010-270	Design	June 2025	30% complete. Site survey of the site after the new tank site is completed. Consultant's design of pump station is in progress.

4. DISTRICT STAFF REPORT

C. O&M UPDATE

- WATER SALES TO BUDGET, SYSTEMS STATUS, AND AMI
- COMPLAINTS, OUTAGES, AND WATER QUALITY

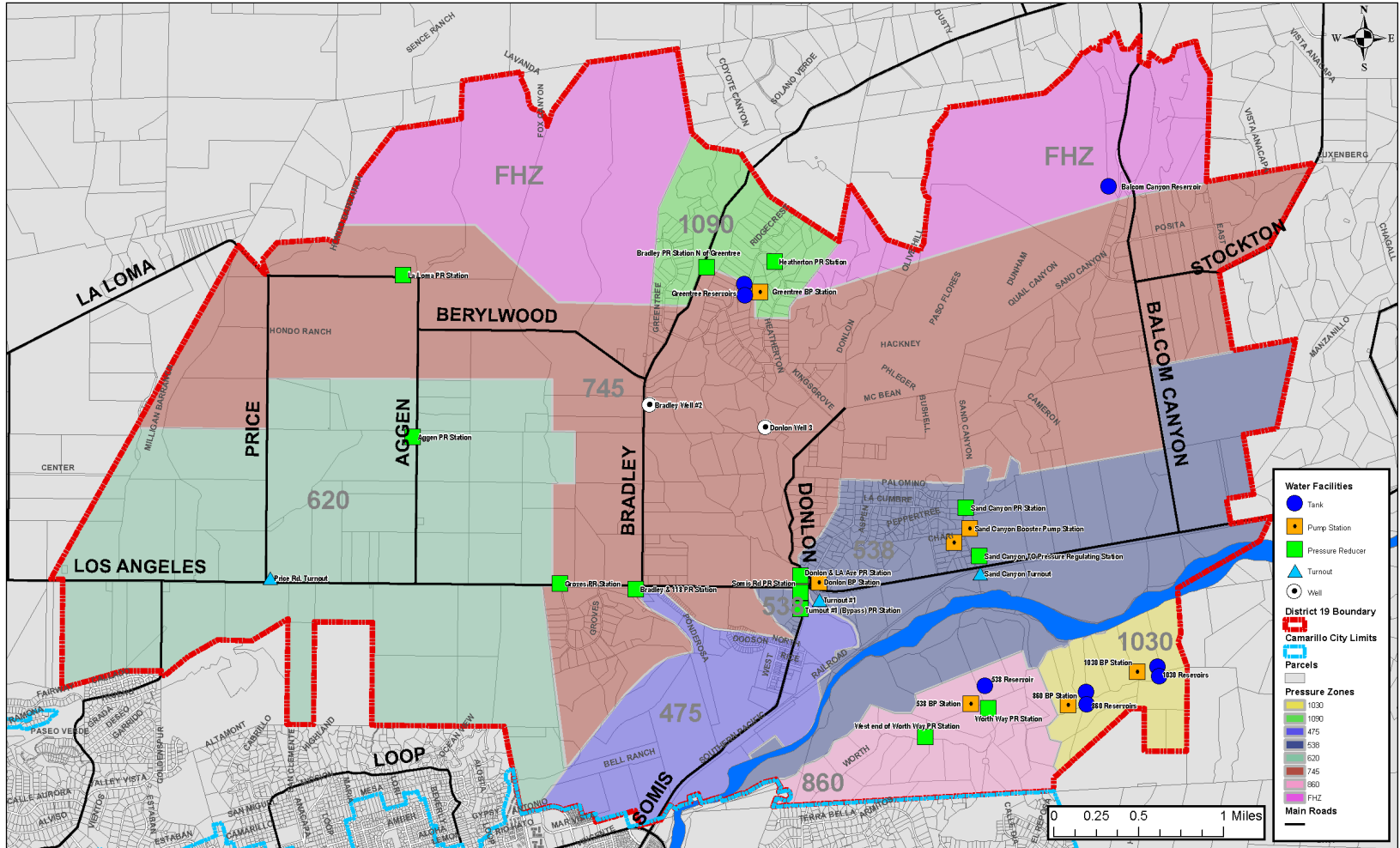


DISTRICT 19

WATER AND SANITATION

PUBLIC
VENTURA COUNTY
WORKS

Ventura County Waterworks District 19 Somis Water System Facility Map



from
NWS Los Angeles/Oxnard

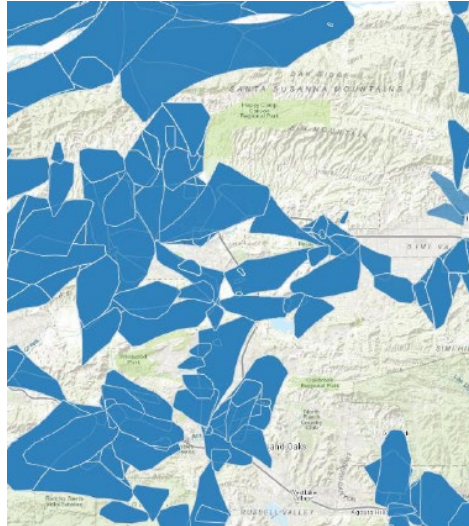


Extreme Fire Conditions Widespread Damaging Winds

Tuesday through Friday

Most of LA and Ventura Counties

Extreme Risk – Take Action



Particularly Dangerous Situation

- 5 Particularly Dangerous Situation Alerts this year.
- Last alert was issued in 2020.
- 7th Year of Public Safety Power Shutoff Events by SCE.
- All District 19 infrastructure was without SCE power multiple times for multiple days.
- PSPS Events can cause temporary loss of water delivery and water quality violations.

LIFE-THREATENING & DESTRUCTIVE WINDSTORM !!!

EXTREME RISK – Take Immediate Action

LOCATIONS OF GREATEST CONCERN

Areas within the magenta-outlined area, including...

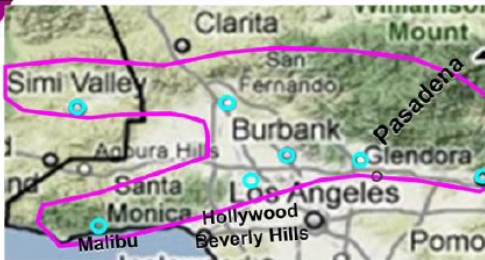
Highways 118/210 corridors, San Gabriel / Santa Susana / Santa Monica Mountains & Foothills; San Gabriel and San Fernando Valleys

Pasadena, Burbank, San Fernando, Hollywood, Beverly Hills, Simi Valley, Sylmar, Porter Ranch, Altadena, La Crescenta, Malibu

Stay indoors & away from windows. Expect power outages.



Tues afternoon-Weds morning



*** Important: Damaging winds also expected outside of magenta-outlined areas ***



weather.gov/LosAngeles

Weather Forecast Office - Los Angeles/Oxnard, CA

Updated: Monday January 6, 2025 at 10:30 am

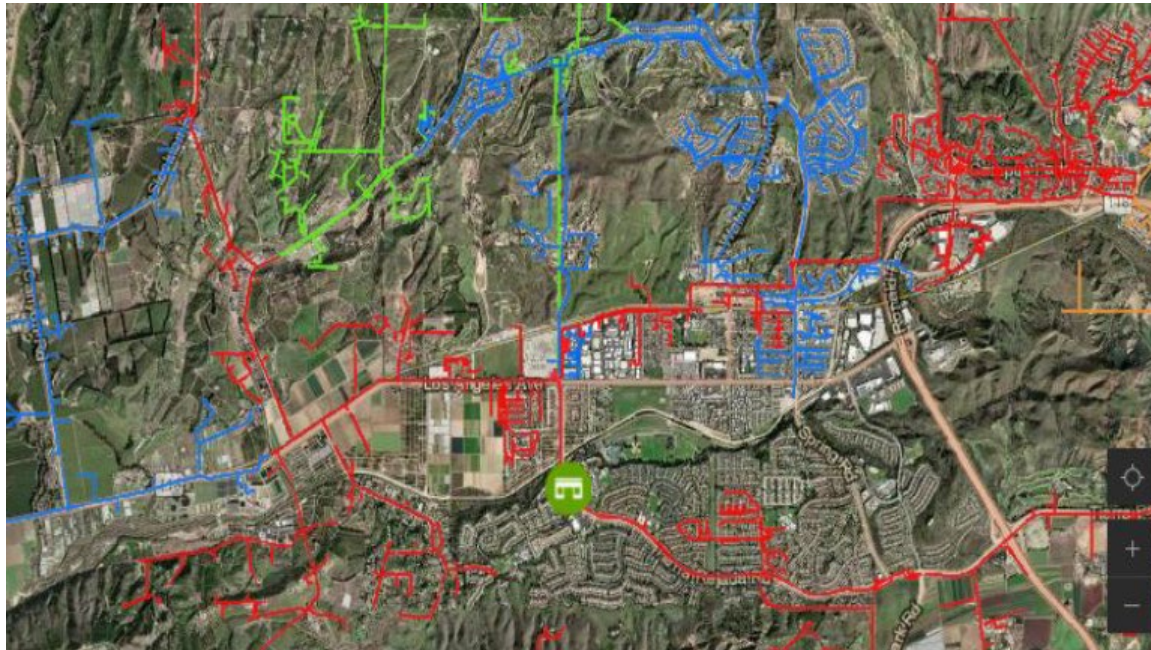
Follow: [nwslosan](#)

Listen: NOAA Weather Radio for Latest Warnings and Forecasts

Red = Power Outage

Blue = Power Outage Imminent

Green = Power Restored



Generator Failed to Start Greentree Pump Station

IMPORTANT INFORMATION ABOUT YOUR DRINKING WATER

Este aviso contiene información muy importante sobre su agua potable. Para una copia en español, favor de llamar al sistema de agua (805) 378-3000.

VCWW District 19 - Somis 1/8/25

PRECAUTIONARY BOIL WATER NOTICE

Boil Your Water Before Drinking or Food Preparation to Avoid Illness

Due to the recent power outage, which occurred on 1/8/2025, the State Water Resources Control Board, Division of Drinking Water, the Ventura County Health Department, and the VCWW District 19 - Somis Water System are advising residents of District 19 to only use boiled tap water or bottled water for drinking and cooking purposes as a safety precaution to avoid stomach or intestinal illness. The affected area includes: W Greentree Dr, N Greentree Dr, Heatherton Dr, Ridgecrest Ln and Bradley Rd within the 1090 Pumping Zone. See attached map for details.

We will inform you when tests show that water is safe to drink, and you no longer need to boil your water. We anticipate resolving the problem within 24 hours.

If you have questions about other uses of tap water, such as bathing and dish washing, please call your water system or read this guidance: https://waterboards.ca.gov/drinking_water/certific/drinkingwater/documents/notices/cdc_wtd_bw_advisory.docx

Do not drink the water without boiling it first

- Boil all water for one (1) minute (rolling boil).
- Let water cool before drinking.
- Use boiled or bottled water for drinking, brushing teeth, and food preparation until further notice.
- Boiling water kills bacteria and other organisms in the water.

If you are unable to boil your water:

Household unscented liquid bleach

- For clear water, use 8 drops (1/8 tsp.) of bleach for 1 gallon of water. For cloudy water, filter through a clean cloth and use 16 drops (1/4 tsp.) of bleach for 1 gallon of water.
- Mix well. Allow to stand for 30 minutes before using.
- Water may taste or smell like chlorine. This means disinfection has occurred.

Water disinfection tablets

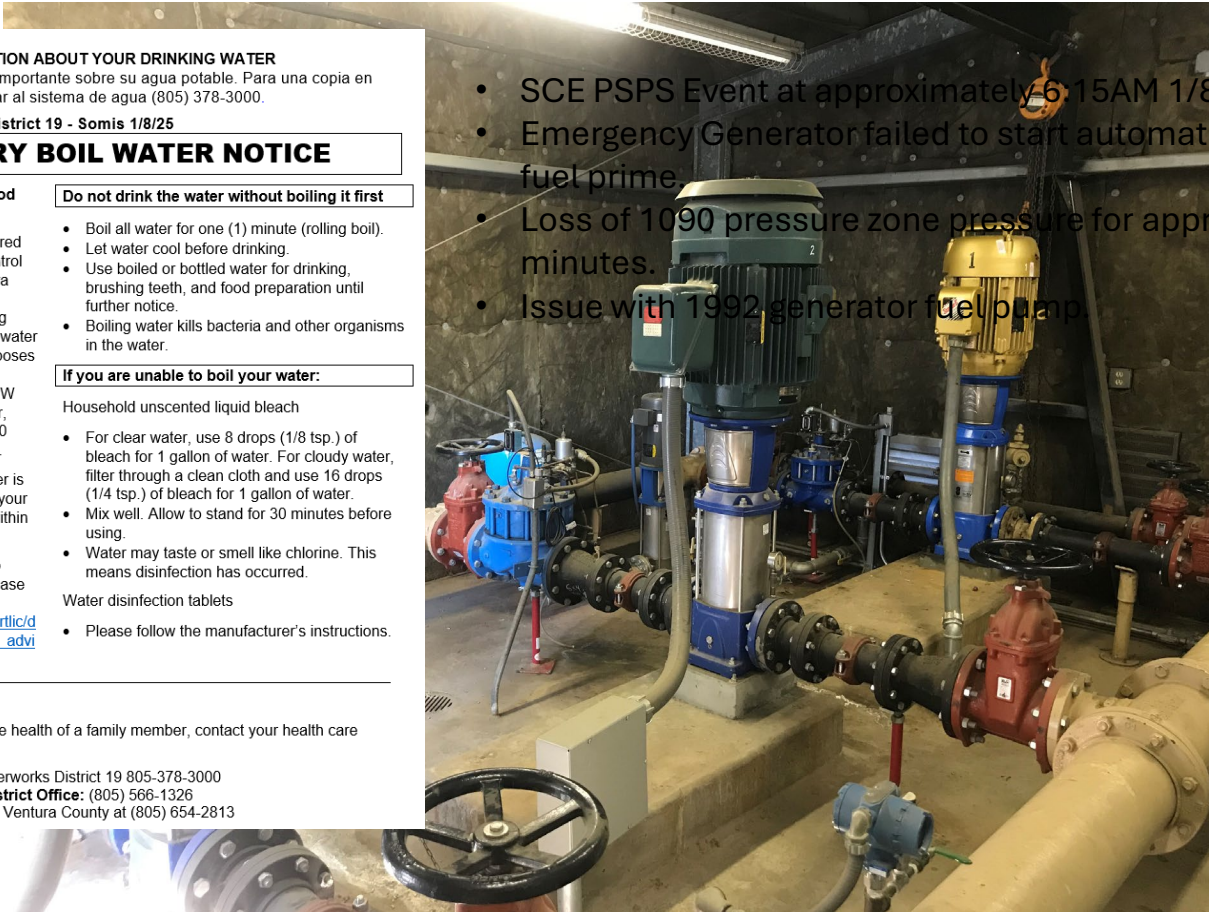
- Please follow the manufacturer's instructions.

For More Information

If you are concerned about your health or the health of a family member, contact your health care provider or environmental health division.

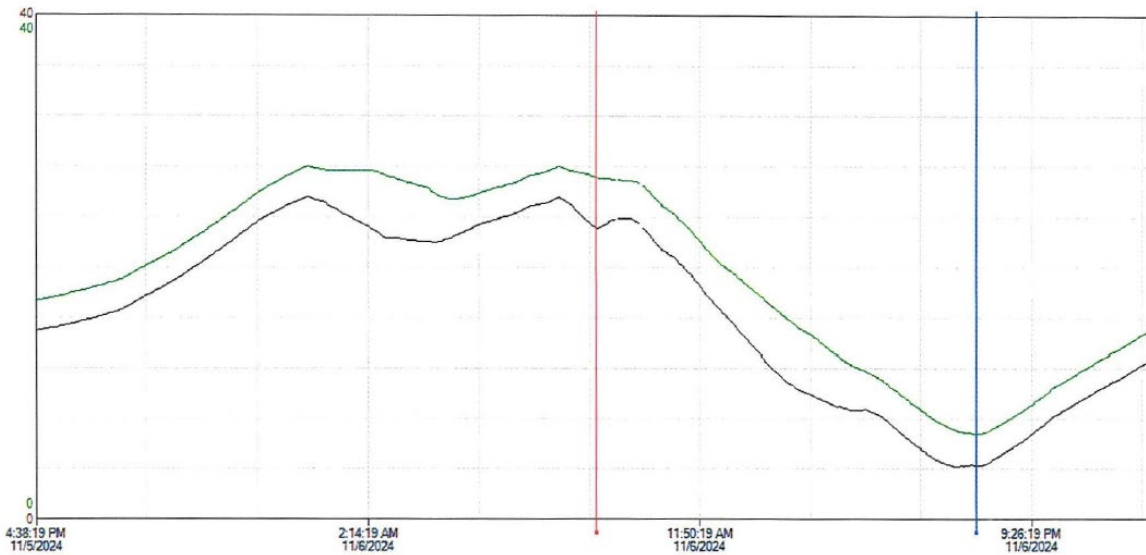
Water Utility contact: Ventura County Waterworks District 19 805-378-3000
State Water Resources Control Board District Office: (805) 566-1326
Local Environmental Health Jurisdiction: Ventura County at (805) 654-2813

- SCE PSPS Event at approximately 6:15AM 1/8/25.
- Emergency Generator failed to start automatically due to a loss of fuel prime.
- Loss of 1090 pressure zone pressure for approximately 45 minutes.
- Issue with 1992 generator fuel pump.





Greentree Tank Levels and Temporary Bradley Pump Install during Mountain Fire



[HIDDEN] WHIST:GTBPS_DischPress2 [BestFit - 00 00:09:21.794]

Tag Name	Description	Number	Server	Color	Units	Minimum	Maximum	IO Address	Time Offset	Source Tag	Source Server	Value at X1	Value at X2
GTBPS_Di...	Greentree Pressure 2	1	WHIST	Blue	psi	0	200	\\ccs1\VIEW\TagName...	0:00:00.000			111	112
GTBPS_Ro...	Greentree Reservoir 1 le...	2	WHIST	Red	ft	0	40	\\ccs1\VIEW\TagName...	0:00:00.000			23	4
GTBPS_Ro...	Greentree Reservoir 2 le...	3	WHIST	Green	ft	0	40	\\ccs1\VIEW\TagName...	0:00:00.000			27	7



Nov 6, 2024 at 12:38:18 PM
5904 N Greentree Dr
Somis CA 93066
United States



Fire Resiliency Projects To Consider



- Design and construct Well 2 Generator.
- Design and construct Well 4 Generator.
- Design and construct Bradley Pump Station.
- Design and construct second 571 300,000-gallon welded steel tank.

571 Reservoir & Pump Station



- New 300 KW Generator
- Installed in January 2025



Questions?

PUBLIC
VENTURA COUNTY
WORKS

PUBLIC
VENTURA COUNTY
WORKS

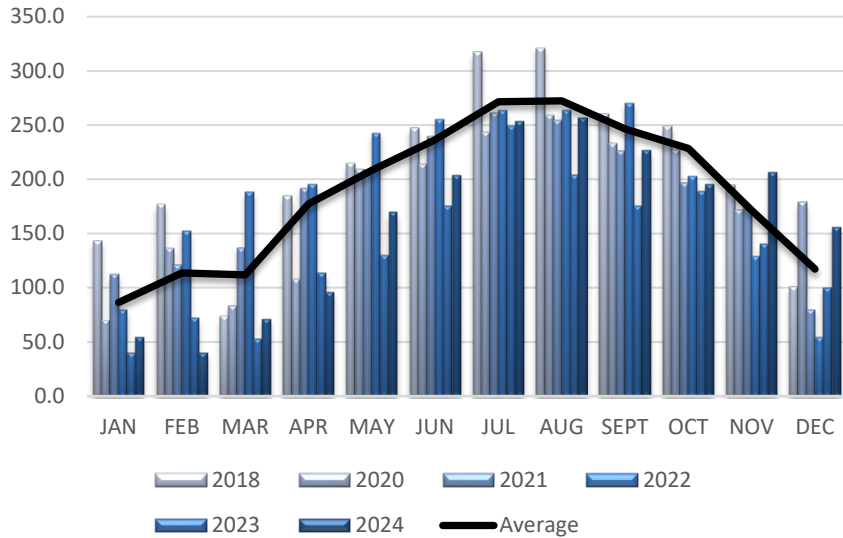


District 19 O&M Updates

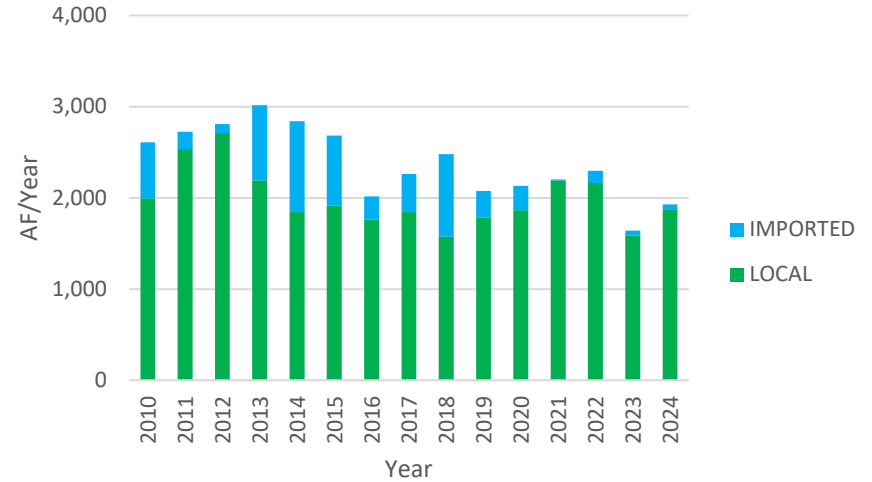
February 13, 2025 CAC Meeting

Operations & Maintenance – Water Efficiency 2024

District 19 AF per Month



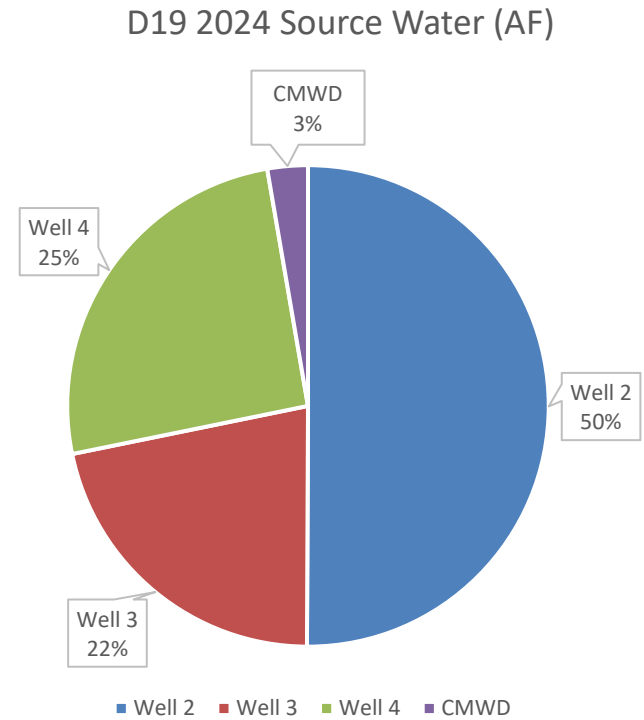
District 19-CY Somis Historic Water Production by Source



Ventura County Waterworks - FY2025 Q2 Update

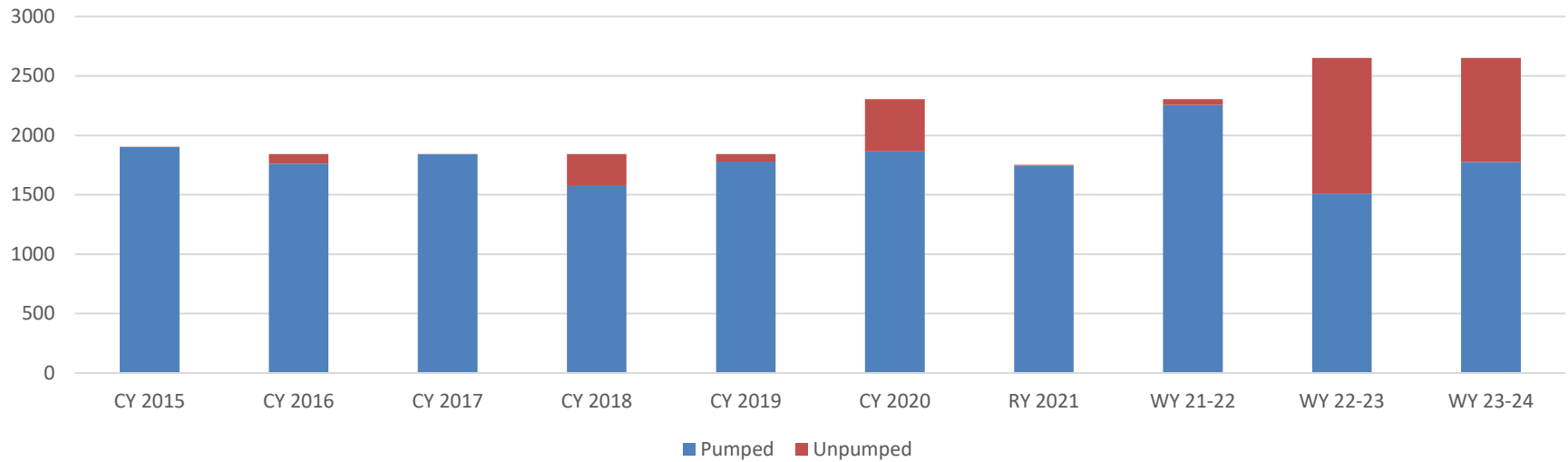
2024 Wells Production

- ▶ Well # 2
 - ▶ 965.25 AF pumped
- ▶ Well # 3
 - ▶ 418.87 AF pumped
- ▶ Well # 4
 - ▶ 491.41 AF pumped
- ▶ CMWD Purchases
 - ▶ 52.3 AF purchased



Well Water Produced vs Allocation on Water Year

District 19 Water Year Pumped vs. Unpumped



	CY 2015	CY 2016	CY 2017	CY 2018	CY 2019	CY 2020	RY 2021	WY 21-22	WY 22-23	WY 23-24
Pumped	1900.45	1761.98	1841.04	1573.64	1779.09	1865.8	1744	2257	1509	1778
Unpumped	1	82	3	271	65	439	8	48	1142	874
Allocation	1901.78	1844.15	1844.15	1844.15	1844.15	2305.18	1751.93	2305	2652	2652

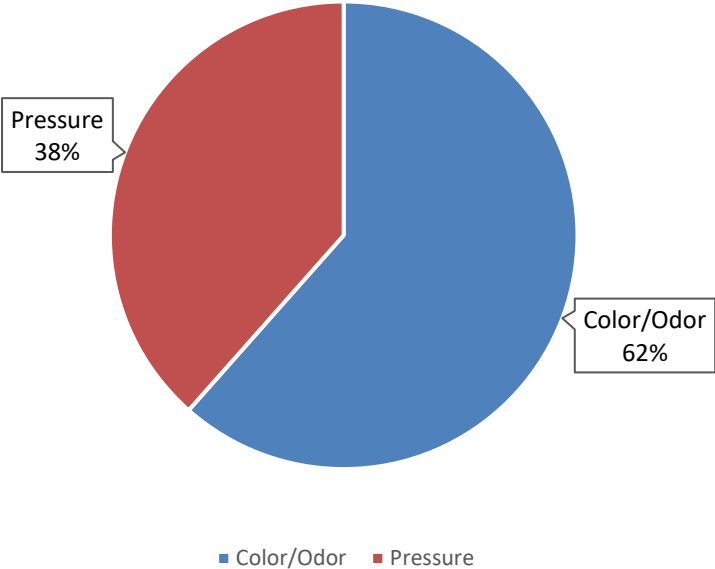
Ventura County Waterworks - FY2025 Q2 Update

#of WQ and WP Complaints and Outages

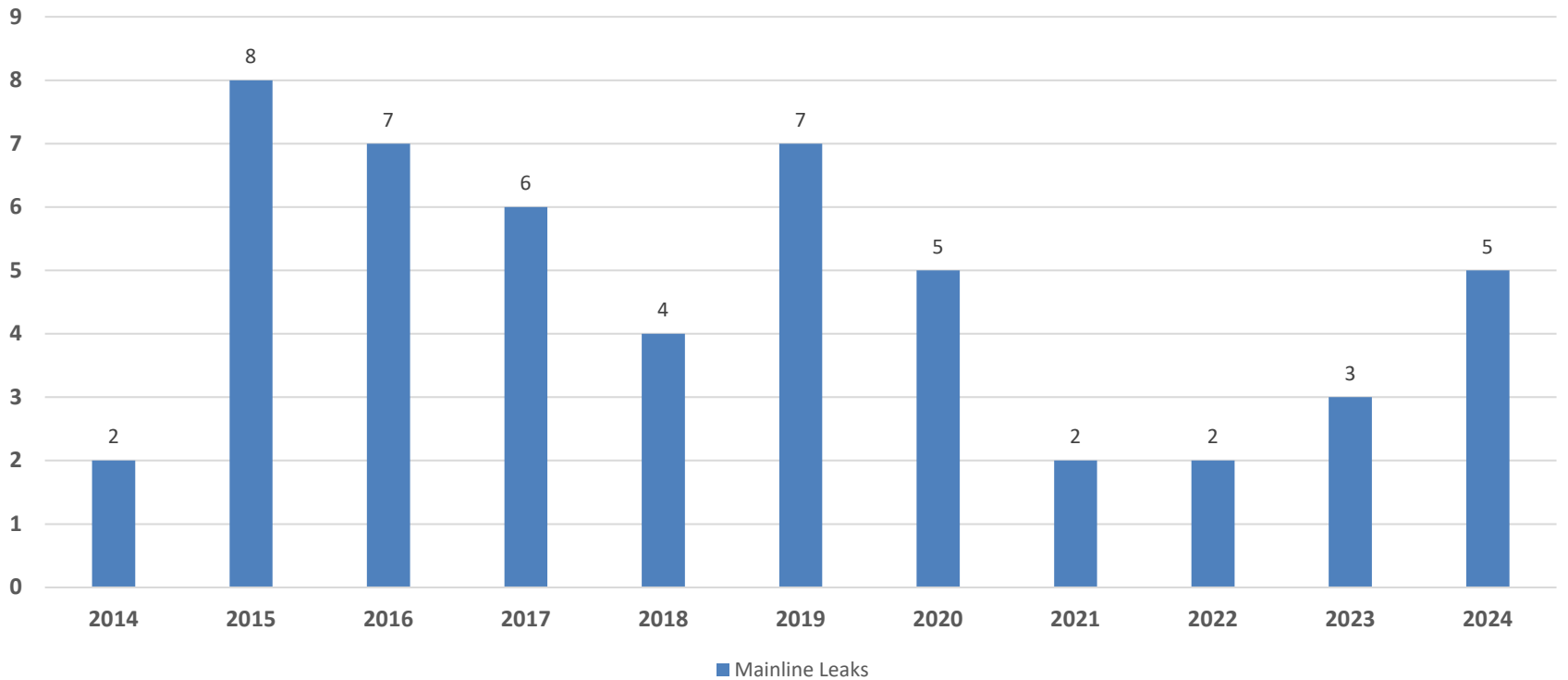
2024 Water Quality/Pressure Complaints

2024 Totals

Color/Odor:	24
Pressure:	15
TOTAL:	39

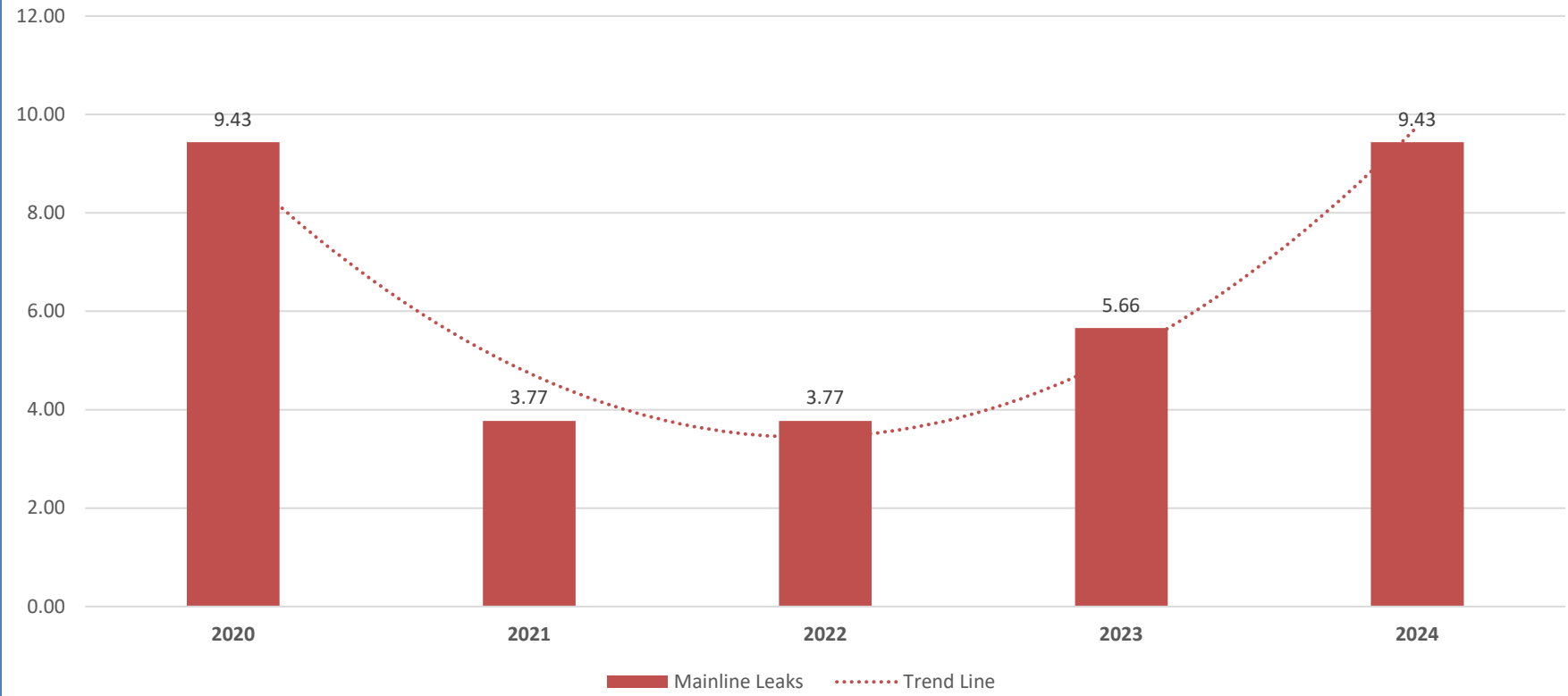


District 19 Mainline Leaks



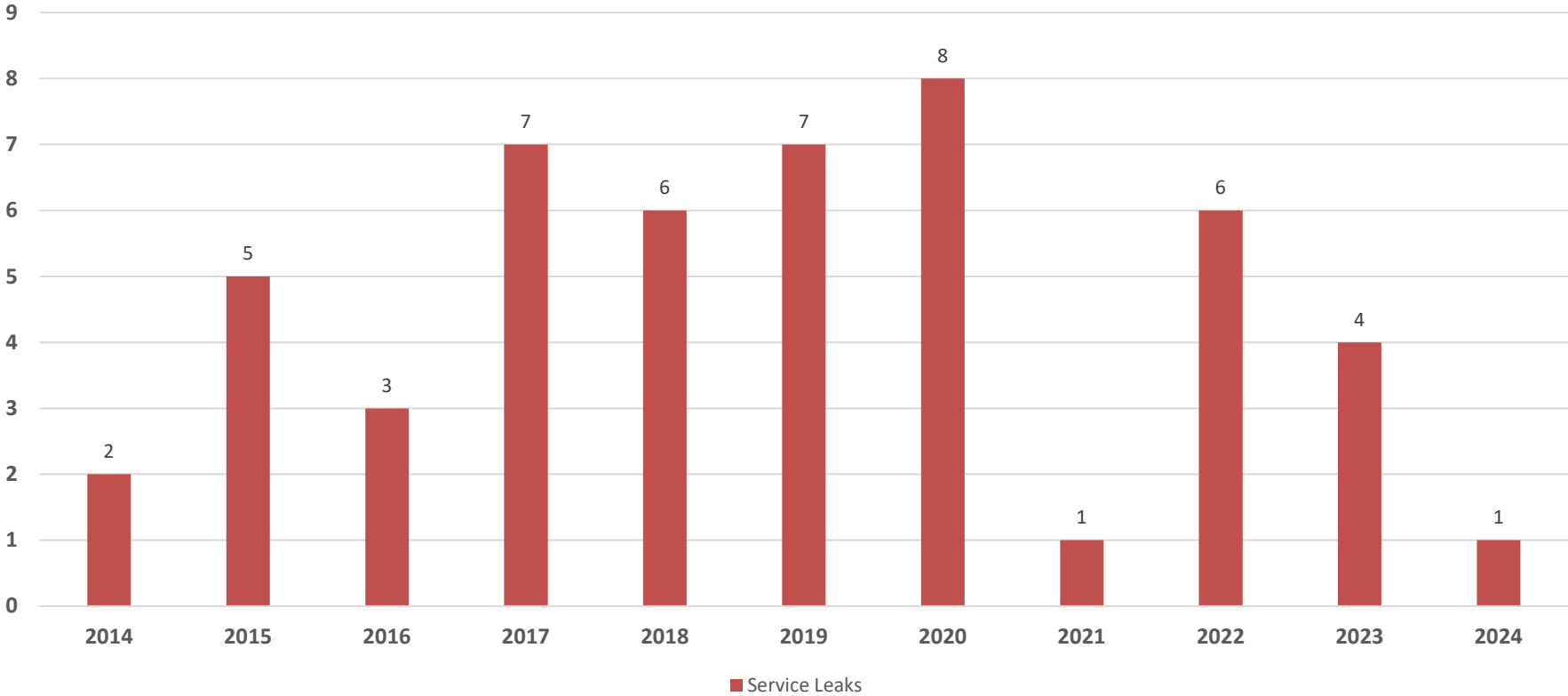
Ventura County Waterworks - FY2025 Q2 Update

District 19 - Mainline Leaks per 100 Miles



Ventura County Waterworks - FY2025 Q2 Update

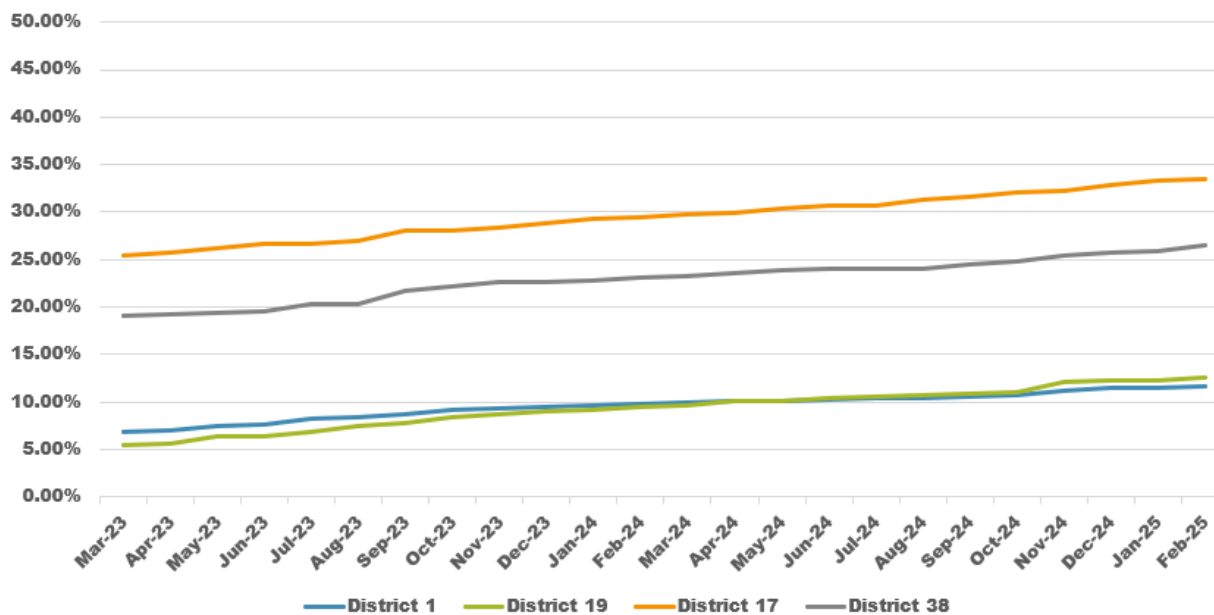
District 19 Service Leaks



Ventura County Waterworks - FY2025 Q2 Update

AMI Report

Percentage of Registered Accounts per District as of February 2025



Ventura County Waterworks - FY2025 Q2 Update

PUBLIC
VENTURA COUNTY
WORKS



Questions?

5. DIRECTOR'S INFORMATIONAL ITEMS-Provides the opportunity for the Director to present items that are not within the subject matter of the District Staff Report.
 - A. LAS POSAS VALLEY WATERMASTER – An update on decisions and/or rulings by the LPV Policy Advisory and Technical Advisory Committees.
 - B. CALLEGUAS MUNICIPAL WATER DISTRICT/
METROPOLITAN WATER DISTRICT OF SOUTHERN CALIFORNIA – An update on decisions and rulings by these agencies which may impact the District.

5. DIRECTOR'S INFORMATIONAL ITEMS-Provides the opportunity for the Director to present items that are not within the subject matter of the District Staff Report.

C. BOARD LETTER TRACKER - AN UPDATE ON VENTURA COUNTY BOARD OF SUPERVISORS AGENDA ITEMS RELATED TO THE DISTRICT - A status report on items the District may be presenting or has recently presented, before the Ventura County Board of Supervisors.

3/11/25 Commercial Solid Waste Agreement

3/18/25 WWD19 Well No.4

4/8/25 Misc. Office Fees

4/8/25 Misc. Engineering Fees

D. PUBLIC OUTREACH – Any specific outreach efforts the District has accomplished concerning water conservation or other issues.

6. COMMITTEE MEMBERS COMMENTS/FUTURE AGENDA ITEMS

- o Discuss Field Trip to see the water structure of WWD19

7. ADJOURNMENT

The next District 19 regularly scheduled Citizens' Advisory Committee meeting will be held on April 10, 2025.