

Central Services
Joan Araujo, Director

Engineering Services
Anastasia Seims Director

Roads & Transportation
Anitha Balan, Director

Water & Sanitation
Vacant, Director

Watershed Protection,
Jeff Palmer, Director

November 12, 2024

**NOTICE OF A MEETING OF THE
VENTURA COUNTY WATERWORKS DISTRICT NO. 17**


MOORPARK CITIZENS' ADVISORY COMMITTEE

NOTICE IS HEREBY GIVEN that a meeting of the Ventura County Waterworks District No. 17 Bell Canyon Citizens' Advisory Committee will be held **Tuesday, November 19, 2024**, from 7:00 p.m. to adjournment at the **Bell Canyon Homeowner's Association located at 30 Hackamore Lane, Bell Canyon, California.**

Committee members must be present at the meetings and members of the public are also invited to attend in person or via Zoom. To electronically join the meeting please follow the provided steps – At the specific time (7:00 p.m.) dial the number (669) 900- 6833, when prompted enter the meeting ID 470 052 7072. You can also join the meeting by visiting this link - **Join Zoom Meeting**
<https://us06web.zoom.us/j/4700527072>

Advisory Committee Members: Please contact the District Office by telephone at (805-378-3005), or by email at wspc@ventura.org, no later than November 15, if you are unable to participate.

Sincerely,



David Fleisch, P.E.
Assistant Director



AGENDA OF THE MEETING

1. CALL TO ORDER
2. APPROVAL OF THE MINUTES OF THE September 17, 2024 MEETING.
3. PUBLIC COMMENTS
Members of the public may address the Citizens' Advisory Committee (CAC) on items of interest to the public that are within the subject matter jurisdiction of the Committee, but do not appear on the agenda. With respect to agenda items, the public will be given an opportunity to address the Committee when the item is reached in the meeting.
4. DISTRICT STAFF REPORT
 - A. BUDGET AND FINANCIAL REVIEW - An update on the budget and financial status of the District.
 - B. CAPITAL PROJECTS – The Capital Project Status Report provides regular reporting on the status of active capital projects within the District.
 - C. WATER QUALITY REPORT – A report regarding water quality complaints, if any, received by the District since the previous CAC meeting and how these complaints were resolved.
 - D. WATER SUPPLY CONDITIONS – An update on water supply conditions within the District, Southern California, and throughout the State.
 - E. CALLEGUAS MUNICIPAL WATER DISTRICT / METROPOLITAN WATER DISTRICT OF SOUTHERN CALIFORNIA UPDATE – An update on decisions and rulings by these agencies which may impact the District.
 - F. UPDATE ON AVENUES OF PUBLIC OUTREACH – How the District is reaching out to its customers concerning water conservation.
 - G. BOARD LETTER TRACKER - UPDATE ON VENTURA COUNTY BOARD OF SUPERVISORS AGENDA ITEMS RELATED TO THE DISTRICT – A status report on what items District staff has recently presented, or may be presented, before the Ventura County Board of Supervisors.

- H. UPDATE ON ADVANCED METERING INFRASTRUCTURE (AMI) IMPLEMENTATION - The AMI project is an integrated system of smart meters, communications networks, and data management systems that enables two-way communication between utilities and customers which is being implement within the District.
- 5. DIRECTOR'S INFORMATIONAL ITEMS - Provides the opportunity for the Director to present items that are not within the subject matter of the District's Staff Report.
 - A. HOA / Equestrian Center Water Usage
 - B. O&M Quarterly Report
- 6. COMMITTEE MEMBERS' COMMENTS/FUTURE AGENDA ITEMS
- 7. ADJOURNMENT

*The next regularly scheduled District 17 CAC meeting will be held on January 21, 2025.

****NOTICES:** The following information is provided to help you understand, follow, and participate in the Board meeting: Public Comments – Public comment is the opportunity for members of the public to participate in meetings by addressing the Citizens Advisory Committee in connection with one or more agenda or non-agenda items.

- **If you wish to make a comment on a specific agenda item, please sign on to Zoom and you will be given an opportunity to be heard. If you prefer to submit your comment in writing, submit your comment via email by 5:00 p.m. on the day prior to the Committee meeting. Please submit your comment to WSPC@ventura.org. Please indicate in the Subject Line, the Agenda item number (e.g., Item No. 3A). Your email will be read by the Water and Sanitation Director and placed into the record.**
- **If you are watching the live stream of the Committee meeting and would like to make a general public comment for items not on the day's agenda or to comment on a specific agenda item as it is being heard, please submit sign on to Zoom and you will be given an opportunity to be heard. If you prefer to submit your comment in writing, submit your comment to WSPC@ventura.org. Please indicate in the Subject Line, the Agenda item number (e.g., Item No. 3A). Every effort will be made to read your comment into the record, but some comments may not be read due to time limitations. Comments received after an agenda item will be made part of the record if received prior to the end of the meeting.**

IN COMPLIANCE WITH THE AMERICANS WITH DISABILITIES ACT, IF YOU NEED SPECIAL ASSISTANCETO PARTICIPATE IN THIS MEETING, PLEASE CONTACT (805) 378-3005. REASONABLE ADVANCE NOTIFICATION OF THE NEED FOR ACCOMODATION PRIOR TO THE MEETING (48 HOURS ADVANCE NOTICE IS PREFERABLE) WILL ENABLE US TO MAKE REASONABLE ARRANGEMENTS TO ENSURE ACCESSIBILITY TO THIS MEETING.

DRAFT

**CITIZENS' ADVISORY COMMITTEE
VENTURA COUNTY WATERWORKS DISTRICT NO. 17
MINUTES OF THE SEPTEMBER 17, 2024**

COMMITTEE MEMBERS IN ATTENDANCE: Ronald Marks, Christopher Shubeck
Neil Sokoler, Steven Price

COMMITTEE MEMBERS ABSENT: Greg McHugh

COMMITTEE MEMBER VACANCY: None

STAFF: David Fleisch, Assistant Director PWA
Jean Fontayne, Staff Services Manager

GUESTS: None

* * *

1. CALL TO ORDER - The Meeting was called to order at 7:03 PM.
 2. Approval of the Minutes of May 21, 2024, Meeting. Steven Price moved to approve the minutes, Neil Sokoler 2nd the motion. All Members present approved the minutes.
 3. PUBLIC COMMENT
 - o None
 4. DIRECTOR'S INFORMATIONAL ITEMS-Provides the opportunity for the Director to present items that are not within the subject matter of the District's Staff Report.

Jeff Pratt retired in July and Gregg Strakaluse is now the PWA Director. Joe Pope left the end of May as well as Scott Meckstroth and we are currently looking to replace them. Rick Raives is the Interim Director until we find a replacement. David Fleisch introduced himself, explaining that we are in the process of interviewing for the Water & Sanitation Director and the Deputy Director. In our Engineering Department we've been hiring, and that department is full, so we should be keeping the projects up to date.
- A. RATE PROPOSAL PRESENTATION
- o Rate Model Assumptions. Calleguas Board approved 9.5% increase. Metropolitan was 12%.
 - o The average water usage for WWD17 should not change much, therefore we are suggesting a 9.5% rate increase to match Calleguas pass through for 2025. Then we used 6% for the following years 2026-2030 from a calculation's perspective.
 - o Budget Analysis shows operations, maintenance, labor. Mostly the purchase of water. No capital projects. Day-to-day operations cost.
 - o Calleguas vs WWD17 Historic Rate Increases. Shows where we had

Minutes of the Ventura County Waterworks District No. 17
Citizens' Advisory Committee Meeting
Ventura County Water and Sanitation
Minutes of the September 17, 2024

increases and when we didn't.

- An increase in the water charge and meter charge will be the same.
- No pass through has been determined for the years after 2025.
- December 10, 2024, we will recommend to the Board to approve the increase for 2025. Notifications will go to customers for any disputes.
- David Fleisch is going to get a little more information on the labor cost increase, for the CAC Members to have a better understanding. Send a summary of projection with staff time.

Halfway through the meeting, streaming of Zoom streaming was interrupted at 31.05 minutes, and is unable to scribe minutes through the rest of the meeting. Persons that attended the meeting, testified that there was a vote to approve the rates and they were approved (unanimously) at 9.5% for 2025, and not approved for additional years thereafter.

B. HOA/EQUESTRIAN CENTER WATER USAGE

- Review current Agenda Package

C. O&M REVIEW

- Review current Agenda Package

D. WATER SUPPLY CONDITIONS

- Review current Agenda Package

5. DISTRICT STAFF REPORT

- A. BUDGET AND FINANCIAL REVIEW – An update on the budget and financial status of the District.
- B. WATER QUALITY REPORT – A report regarding water quality complaints, if any, received by the District since the previous CAC meeting and how these complaints were resolved.
- C. WATER SUPPLY CONDITIONS – An update on water supply conditions within the District, Southern California, and throughout the State.
- D. CALLEGUAS MUNICIPAL WATER DISTRICT/METROPOLITAN WATER DISTRICT OF SOUTHERN CALIFORNIA UPDATE – An update on decisions and rulings by these agencies which may impact the District.
- E. UPDATE ON AVENUES OF PUBLIC OUTREACH – How the District is reaching out to its customers concerning water conservation.
- G. BOARD LETTER TRACKER-UPDATE ON VENTURA COUNTY BOARD OF SUPERVISORS AGENDA ITEMS RELATED TO THE DISTRICT
 - None

Minutes of the Ventura County Waterworks District No. 17
Citizens' Advisory Committee Meeting
Ventura County Water and Sanitation
Minutes of the September 17, 2024

H. UPDATE ON ADVANCED METERING INFRASTRUCTURE (AMI)
IMPLEMENTATION

6. COMMITTEE MEMBERS' COMMENTS/FUTURE AGENDA ITEMS

7. ADJOURNMENT – The meeting adjourned at 8:14 PM
Next Meeting November 19, 2024.

3. PUBLIC COMMENTS

Members of the public may address the Citizens' Advisory Committee (CAC) on items of interest to the public that are within the subject matter jurisdiction of the Committee, but do not appear on the agenda. With respect to agenda items, the public will be given an opportunity to address the Committee when the item is reached in the meeting.

4. DISTRICT STAFF REPORT

A. BUDGET AND FINANCIAL REVIEW - An update on the budget and financial status of the District.

CURRENT PERIOD ACTIVITIES TO AP03 FY25 ENDING 09/30/2024						
IC REPORT DETAILS	FY22 ACTUAL	FY23 ACTUAL	FY24 ACTUAL	FY25 ADJ BUDGET	FY25 ACTUAL	FY25 YR-END PRJ
Total Beginning Balances	\$2,448,743	\$2,727,920	\$2,610,236	\$2,838,992	\$2,838,992	\$2,838,992
Total Ending Balances	\$2,727,920	\$2,610,236	\$2,838,992	\$1,335,889	\$3,074,800	\$2,379,103
Total Proposed Targets	\$1,035,161	\$844,119	\$883,573	\$1,325,366	\$139,239	\$1,226,962
Alert	ok	ok	ok	ok	ok	ok
O&M/ Rate Stab Fund	FY22 ACTUAL	FY23 ACTUAL	FY24 ACTUAL	FY25 ADJ BUDGET	FY25 ACTUAL	FY25 YR-END PRJ
Beginning Balances	\$1,209,827	\$1,527,458	\$1,309,116	\$1,278,640	\$1,278,640	\$1,278,640
O&M Revenue						
Interest Earning	-	-	-	\$0.0	\$0	-
State Aid for Disaster	14,375.5	-	-	\$0.0	\$0	-
Special Assessment	6,098.8	7,901	8,113	\$7,234.8	(\$32)	7,235
Line Extension/Permit Fees	1,770.7	1,505.0	5,712.0	\$1,700.0	\$1,311	1,700
Meter Sales And Install Fee	2,306.0	2,665.0	2,294.0	\$2,500.0	\$884	2,500
Other Revenue-Misc	59,932.9	34,083.4	34,301.8	\$45,125.4	\$6,133	45,125
Water Sales	3,124,135.3	2,222,843.5	2,466,710.1	\$3,455,900.9	\$559,440	3,800,571
Gain/Loss Capital Assets	-	-	-	\$0.0	\$0	-
CAFR Adjustments	-	-	-	\$0.0	\$0	-
Total - O&M Revenue	3,208,619.2	2,268,997.5	2,517,130.9	\$3,512,461	\$567,735.5	\$3,857,131
O&M Expenditure						
System Maintenance Supplies & Contracts	57,150.5	114,533.0	153,658.9	133,627.0	\$21,211	\$130,940
Improvement Maintenance	439.5	1,801.8	2,173.8	\$0	\$0	\$0
Buildings And Improvements Maintenance	-	-	-	\$0	\$0	\$0
Equipment	-	-	-	\$0	\$0	\$0
Indirect Cost Recovery	8,952.0	11,854.0	17,141.0	\$8,909	\$0	\$8,909
Misc. Expense	56,535.9	38,215.2	39,980.2	\$49,802	(\$9,146)	52,602
Other Prof. & Spec. Svcs	7,730.7	3,403.5	3,396.4	\$10,756	\$135	\$10,756
State Permit/Fees	6,100.0	-	-	\$1,000	\$443	1,500
O&M Labor	347,586.7	311,135.0	308,474.0	\$800,320	\$38,500	\$357,336
Management And Admin Survey ISF	135,900.0	155,100.0	134,325.0	\$159,600	\$0	\$159,600
Engineering And Technical Surveys	-	-	-	\$84,300	\$0	\$84,300
Water Analysis	1,652.1	5,078.3	7,928.5	\$5,000	\$953	\$5,000
Cross Connection Fees	100.0	-	-	\$1,000	\$0	\$1,000
Water Purchases	2,116,530.4	1,588,017.4	1,583,011.4	\$2,488,461	\$239,442	2,400,189
Water System Power	3,724.7	4,753.8	6,360.4	\$5,000	\$1,000	\$5,160
Depreciation Expense	104,187.5	104,148.2	277,876.9	\$103,689	\$40,641	\$103,689
Contribution to other Funds	7,429.2	7,739.7	5,446.1	\$36,640	\$0	\$36,640
Meter Purchase	36,969.5	15,488.8	7,834.3	\$30,000	\$0	30,000
Conservation Program	-	-	-	\$1,000	\$0	-
Contingencies	-	-	-	\$0	\$0	\$0
CAFR Adjustment	-	126,071.0	-	\$0	\$0	-
Total - O&M Expenditure	\$2,890,989	\$2,487,340	\$2,547,607	\$3,919,104	\$333,180	\$3,387,621
Result of Operation	\$317,631	(\$218,342)	(\$30,476)	(\$406,643)	\$234,556	\$469,510
CAFR Adjustments	\$0					\$0
Transfer to/fr Capital Reserve	\$0	\$0	\$0	\$0	\$0	\$0
Ending Balances	\$1,527,457.98	\$1,309,115.78	\$1,278,639.78	\$871,996.47	\$1,513,195.46	\$1,748,149.72
Total Purchase	1065.7	522.3	733.0	1210.0		967.7
Total Usage	1037.3	499.5	726.0	1137.4		917.2
Water Loss	3%	4%	1%	6%		5%
Minimum Balance						
25%	\$722,747	\$621,835	\$636,902	\$979,776	\$83,295	\$846,905
10%	\$312,414	\$222,284	\$246,671	\$345,590	\$55,944	\$380,057

	FY22	FY23	FY24	FY25 ADJ	FY25	FY25 YR-END
Acquisition&Replacement Fund	ACTUAL	ACTUAL	ACTUAL	BUDGET	ACTUAL	PRJ
Beginning Balances	\$1,238,915	\$1,200,462	\$1,301,121	\$1,560,352	\$1,560,352	\$1,560,352
Capital Sources of Funds						
Interest Earning	10,273.2	75,701.9	114,821.8	96,991.7	-\$15,433	\$100,275
Capital Improvement Chrgs	540.0	695.0	1,390.0	\$2,600	\$0	2,600
Gain/Loss Capital Assets	-	-	-	\$0	\$0	-
Loan Proceeds	-	-	-	\$0	\$0	-
Depreciation Expense	104,187.5	104,148.2	277,876.9	\$103,689	\$40,641	\$103,689
Total - Capital Sources of Funds	\$115,001	\$180,545	\$394,089	\$203,281	\$25,208	\$206,564
Capital Uses of Funds						
Water System Improvement:						
System Improvement Maintenance	-	-	-	1,244,740.0	(\$0)	150,000
Reservoir Improvement	-	-	-	\$0	\$0	-
SCADA Improvement	-	-	-	\$0	\$0	-
General Improvement Maintenance	-	-	-	\$55,000	\$0	\$55,000
Total Water System Improvement	\$0	\$0	\$0	\$1,299,740	(\$0)	\$205,000
Water Construction Project:						
Connection bet. 2 Pressure Zone	-	-	-	-	-	\$0
1.74 MG Reservoir with piping within Zone 1924	153,453.5	79,887.0	-	\$0	23,358.3	\$928,097
Bell Canyon Reservoir 1 Repair	-	-	-	\$0	596.5	\$2,865
Reservoir No. 3 Piping within Zone 1677	-	-	134,857.4	\$0	-	\$0
HighPressurePipeline fr HaciendaRd to Dappelgray	-	-	-	\$0	\$0	\$0
Total Water Construction Project	\$153,454	\$79,887	\$134,857	\$0	23,954.8	\$930,962
Other Equipment						
Total - Capital Uses of Funds	\$153,454	\$79,887	\$134,857	\$1,299,740	\$23,955	\$1,135,962
Net Capital Fund	(\$38,453)	\$100,658	\$259,231	(\$1,096,459)	\$1,253	(\$929,398)
Transfer to/fr O&M / Rate Stabilization Fund	\$0	\$0	\$0	\$0	\$0	\$0
Prior Year CAFR Adjustments	\$0					
Ending Fund Balance	\$1,200,462	\$1,301,121	\$1,560,352	\$463,893	\$1,561,605	\$630,954

WATERWORKS DISTRICT #17-BELL CANYON									
CURRENT PERIOD ACTIVITIES TO AP03 FY25 ENDING 09/30/2024									
		ACTUAL	Adopted Budget	Adjusted Budget	Estimated 3Mos	Current	% of	Yr-End Projection	
	DESCRIPTION	FY 24	FY 25	FY 25	of Budget	Actual	Act/Adpt Bud	6/30/2025	COMMENTS
	EXPENDITURES								
1	System Maintenance Supplies & Contracts	153.7	130.9	133.6	32.7	21.2	16%	130.9	
2	General Maint Supplies	153.7	40.9	43.6	10.2	21.2	52%	47.9	
3	PR #1 Sump Pump	0.0	10.0	10.0	0.0	0.0	0%	0.0	
4	Reservoir Sampling Ports	0.0	10.0	10.0	0.0	0.0	0%	0.0	
5	CLA Valve Maintenance	0.0	10.0	10.0	2.5	0.0	0%	0.0	
6	Pipe Materials	0.0	30.0	30.0	7.5	0.0	0%	31.0	
10	Adjust Valve Stacks	0.0	10.0	10.0	2.5	0.0	0%	0.0	
11	Utility Billing System Maintenance	0.0	0.0	0.0	0.0	0.0		0.0	
12	SCADA	0.0	0.0	0.0	0.0	0.0		26.0	SCADA Integrating &
13	Ladder Fall Protection	0.0	10.0	10.0	2.5	0.0	0%	0.0	
14	Emergency Repairs	0.0	10.0	10.0	2.5	0.0	0%	26.0	
15	Improvement Maintenance	2.2	0.0	0.0	0.0	0.0		0.0	
16	Equipment	0.0	0.0	0.0	0.0	0.0		0.0	ami Zone Meter
17	Indirect Cost Recovery	17.1	8.9	8.9	2.2	0.0	0%	8.9	
18	Misc. Expense	40.0	49.8	49.8	12.5	(9.1)	-18%	52.6	
19	Other Prof. & Spec. Svcs	3.4	10.0	10.8	2.5	0.1	1%	10.8	purchasing chgs, equi
20	Engineering And Technical Surveys	0.0	84.3	84.3	21.1	0.0	0%	84.3	
21	State Permit/Fees	0.0	1.0	1.0	0.3	0.4	44%	1.5	Reservoir Inspection,
22	O&M Labor	308.5	800.3	800.3	200.1	38.5	5%	357.34	
23	Management And Admin Survey ISF	134.3	159.6	159.6	39.9	0.0	0%	159.6	CCR's; GS Atlas Maps
24	Water Analysis	7.9	5.0	5.0	1.3	1.0	19%	5.0	Dept. of Health & Safe
25	Cross Connection Fees	0.0	1.0	1.0	0.3	0.0	0%	1.0	
26	Water Purchases	1,583.0	2,488.5	2,488.5	622.1	239.4	10%	2,400.2	
27	Water System Power	6.4	5.0	5.0	1.3	1.0	20%	5.2	
28	Depreciation Expense	277.9	103.7	103.7	25.9	40.6	39%	103.7	
29	Contribution to other Funds	5.4	36.6	36.6	9.2	0.0	0%	36.6	
30	Meter Purchase	7.8	30.0	30.0	7.5	0.0	0%	30.0	
31	Conservation Program	0.0	1.0	1.0	0.3	0.0	0%	0.0	
32	Contingencies	0.0	0.0	0.0	0.0	0.0		0.0	
33	TOTAL EXPENDITURES	2,547.6	3,915.7	3,919.1	973.9	333.2		3,387.6	
34	REVENUES								
35	Interest Earning	0.0	0.0	0.0	0.0	0.0		0.0	
37	Special Assessment	8.1	7.2	7.2	1.8	(0.0)	0%	7.2	
38	Line Extension/Permit Fees	5.7	1.7	1.7	0.4	1.3	77%	1.7	
39	Meter Sales And Install Fee	2.3	2.5	2.5	0.6	0.9	35%	2.5	
40	Other Revenue-Misc	34.3	45.1	45.1	11.3	6.1	14%	45.1	
41	Water Sales	2,466.7	3,455.9	3,455.9	864.0	559.4	16%	3,800.6	
43	TOTAL REVENUES	2,517.130900	3,512.5	3,512.5	878.1	567.7		3,857.1	
44	RESULT OF OPERATION	(30.5)	(403.2)	(406.6)	(95.8)	234.6		469.5	
45	O&M Fund Balance Reserve:								
46	Beginning Fund Balance	1,309.12	\$1,278.64	\$1,278.64	1,278.64	\$1,278.64		\$1,278.64	
47	CAFR Adjustments/FY212312-Purchases					\$0.00		\$0.00	
48	Net of Operation	(30.48)	(403.20)	(406.64)	(95.80)	234.56		469.51	
49	O&M Fund Balance Reserve:	1,278.64	\$875.44	\$872.00	\$1,182.84	\$1,513.20		\$1,748.15	
50	Required O&M Fund Reserve: 25% of Exp.	\$636.90	\$978.92	\$979.78	\$243.48	\$83.29		\$846.91	
51	O&M FBR vs Required Reserve	ok	alert		ok	ok		ok	

4. DISTRICT STAFF REPORT

- B. CAPITAL PROJECTS – The Capital Project Status Report provides regular reporting on the status of active capital projects within the District.

November 2024

ACTIVE CAPITAL PROJECTS REPORT - WATER AND SANITATION DEPARTMENT

Project Name	Project Manager	Phase	Phase % Complete	Proposed Funding	Remarks
Bell Canyon Reservoir No. 3	H. Arredondo	Design	15	Capital Funds	Padre completed biological survey. Geotech Engineer completed field surface and subsurface investigations. Geotech is working on compiling field data for preparing draft Geotech report. AECOM contract modified for 100% design. AECOM is working on revised basis of design report and 30% design.
Bell Canyon Creek Crossing Pipeline Replacement	H. Arredondo	Planning	15	Capital Funds	Land survey complete. AECOM working on 30% design in conjunction with Reservoir 3.

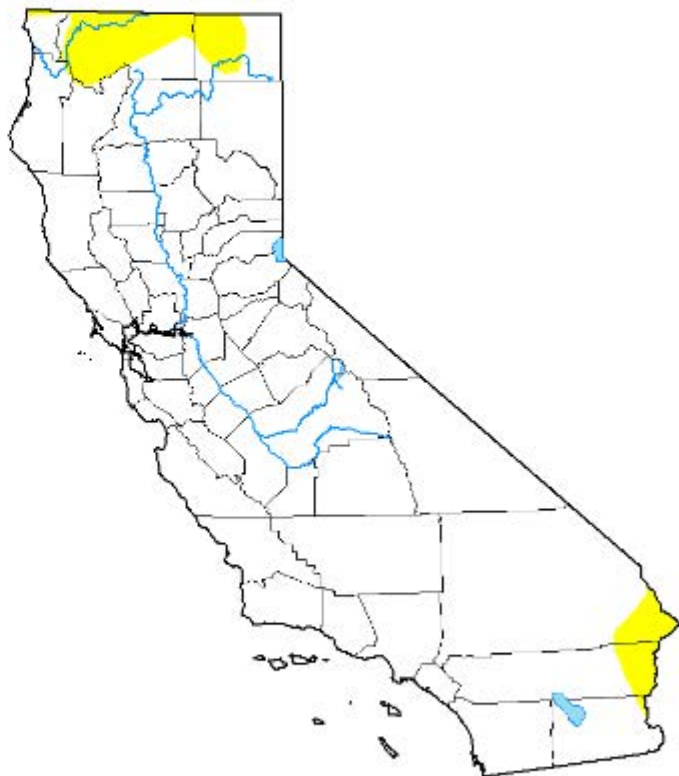
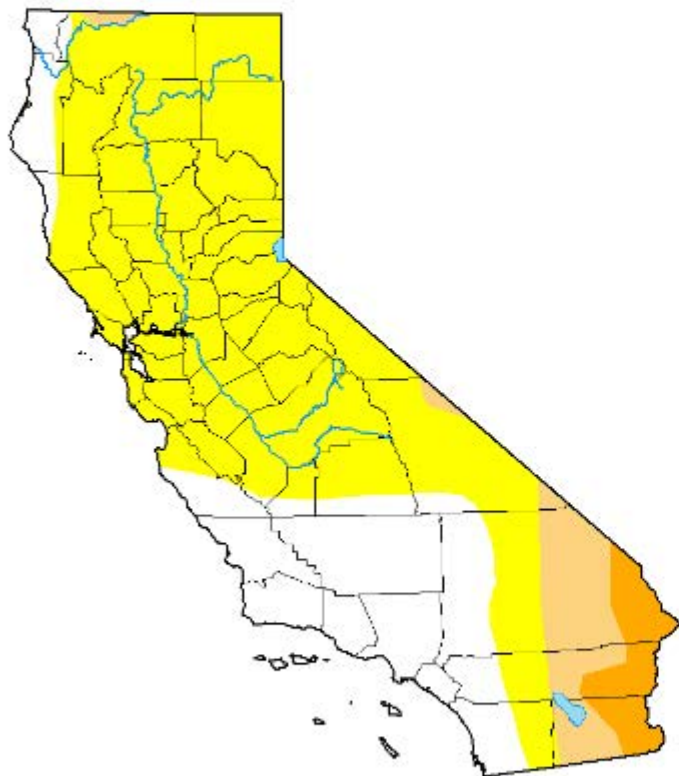
4. DISTRICT STAFF REPORT

- C. WATER QUALITY REPORT – A report regarding water quality complaints, if any, received by the District since the previous CAC meeting and how these complaints were resolved.

- D. WATER SUPPLY CONDITIONS – An update on water supply conditions within the District, Southern California, and throughout the State.

Drought Classification

- None
- D0 (Abnormally Dry)
- D1 (Moderate Drought)
- D2 (Severe Drought)
- D3 (Extreme Drought)
- D4 (Exceptional Drought)
- No Data



November 5, 2024



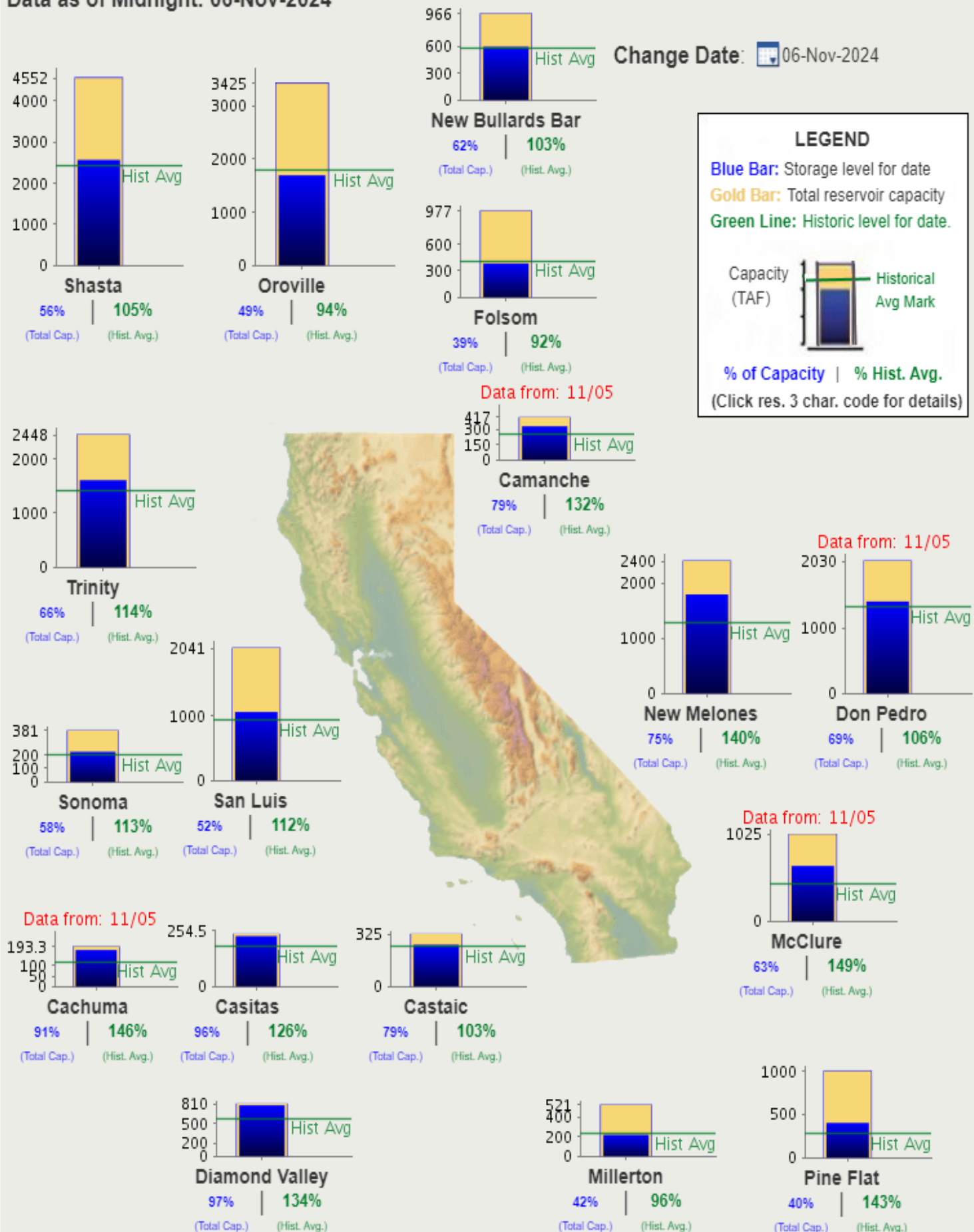
November 7, 2023



CURRENT CONDITIONS: MAJOR WATER SUPPLY RESERVOIRS:06-NOV-2024

Data as of Midnight: 06-Nov-2024

Change Date:



[Click for printable version of current data.](#)

Report Generated: 07-Nov-2024 9:42 AM

The CSI link has been disabled to zoom in, for the lack of historical data.

4. DISTRICT STAFF REPORT

- E. CALLEGUAS MUNICIPAL WATER DISTRICT/
METROPOLITAN WATER DISTRICT OF SOUTHERN
CALIFORNIA UPDATE – An update on decisions and
rulings by these agencies which may impact the District.
- F. UPDATE ON AVENUES OF PUBLIC OUTREACH –
How the District is reaching out to its customers
concerning water conservation.
- G. BOARD LETTER TRACKER - UPDATE ON VENTURA
COUNTY BOARD OF SUPERVISORS AGENDA ITEMS
RELATED TO THE DISTRICT – A status report on what
items District staff has recently presented, or may be
presented, before the Ventura County Board of
Supervisors.
 - 10/29/24 AECOM Modification #3 for Design of
Reservoir 3 and Pipeline
 - 12/10/24 Public Hearing Proposed Increases to
Water Rates and Service Charges WWD17

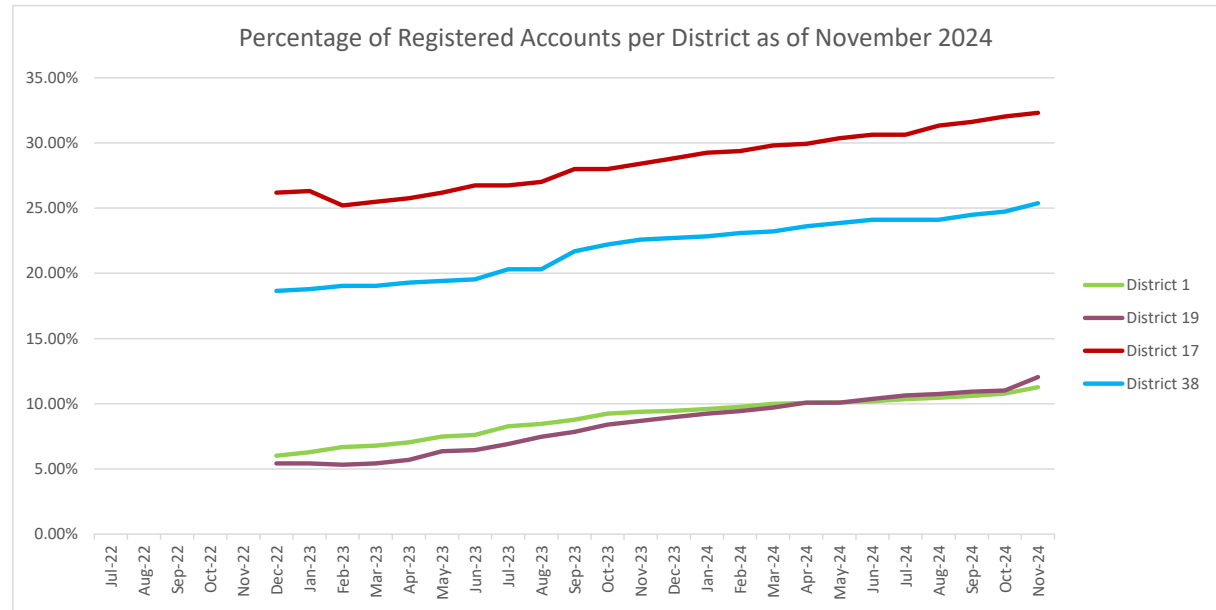
4. DISTRICT STAFF REPORT

H. UPDATE ON ADVANCED METERING INFRASTRUCTURE (AMI) IMPLEMENTATION –

The AMI project is an integrated system of smart meters, communications networks, and data management systems that enables two-way communication between utilities and customers which is being implemented within the District.

Total Accounts per district			
District 1	District 19	District 17	District 38
11013	1071	718	788

Month	District 1	District 19	District 17	District 38
Jan-24	9.60%	9.24%	29.25%	22.84%
Feb-24	9.76%	9.43%	29.39%	23.10%
Mar-24	9.99%	9.71%	29.81%	23.22%
Apr-24	10.07%	10.08%	29.94%	23.60%
May-24	10.11%	10.08%	30.36%	23.86%
Jun-24	10.19%	10.36%	30.64%	24.11%
Jul-24	10.34%	10.64%	30.64%	24.11%
Aug-24	10.46%	10.74%	31.34%	24.11%
Sep-24	10.60%	10.92%	31.62%	24.49%
Oct-24	10.79%	11.02%	32.03%	24.75%
Nov-24	11.27%	12.04%	32.31%	25.38%
Dec-22	6.01%	5.42%	26.18%	18.65%
Jan-23	6.27%	5.42%	26.32%	18.78%
Feb-23	6.67%	5.32%	25.21%	19.04%
Mar-23	6.78%	5.42%	25.49%	19.04%
Apr-23	7.03%	5.70%	25.77%	19.29%
May-23	7.48%	6.35%	26.18%	19.42%
Jun-23	7.60%	6.44%	26.74%	19.54%
Jul-23	8.26%	6.91%	26.74%	20.30%
Aug-23	8.45%	7.47%	27.02%	20.30%
Sep-23	8.77%	7.84%	27.99%	21.70%
Oct-23	9.24%	8.40%	27.99%	22.21%
Nov-23	9.38%	8.68%	28.41%	22.59%
Dec-23	9.46%	8.96%	28.83%	22.72%



5. DIRECTOR'S INFORMATIONAL ITEMS -
Provides the opportunity for the Director to present items that are not within the subject matter of the District's Staff Report.
 - A. HOA / Equestrian Center Water Usage

Created Date/Time: 11/7/2024 2:32:26 PM
 Customer Number: 100996
 Account Number: 22161
 Service Address: 30 HACKAMORE LN SUITE 8
 Mailing Address:
 BELL CANYON ASSN INC
 30 HACKAMORE LN SUITE 8
 BELL CANYON CA 91307-1000

27.54

Service	Read Date	Meter	Read Type	Previous Reading	Current Reading	Days	Consumption	Unit Of Measure	Average
Water	10/15/2024	84627565	Water	1839.0000	1861.0000	28	22.0000	HCF	0.79
Water	9/17/2024	84627565	Water	1819.0000	1839.0000	28	20.0000	HCF	0.71
Water	8/20/2024	84627565	Water	1793.0000	1819.0000	35	26.0000	HCF	0.74
Water	7/16/2024	84627565	Water	1775.0000	1793.0000	28	18.0000	HCF	0.64
Water	6/18/2024	84627565	Water	1754.0000	1775.0000	35	21.0000	HCF	0.60
Water	5/14/2024	84627565	Water	1739.0000	1754.0000	28	15.0000	HCF	0.54
Water	4/16/2024	84627565	Water	1723.0000	1739.0000	28	16.0000	HCF	0.57
Water	3/19/2024	84627565	Water	1708.0000	1723.0000	28	15.0000	HCF	0.54
Water	2/20/2024	84627565	Water	1693.0000	1708.0000	35	15.0000	HCF	0.43
Water	1/16/2024	84627565	Water	1677.0000	1693.0000	28	16.0000	HCF	0.57
Water	12/19/2023	84627565	Water	1654.0000	1677.0000	35	23.0000	HCF	0.66
Water	11/14/2023	84627565	Water	1629.0000	1654.0000	28	25.0000	HCF	0.89
Water	10/17/2023	84627565	Water	1608.0000	1629.0000	28	21.0000	HCF	0.75
Water	9/19/2023	84627565	Water	1536.0000	1608.0000	35	72.0000	HCF	2.06
Water	8/15/2023	84627565	Water	1495.0000	1536.0000	28	41.0000	HCF	1.46
Water	7/18/2023	84627565	Water	1463.0000	1495.0000	28	32.0000	HCF	1.14
Water	6/20/2023	84627565	Water	1426.0000	1463.0000	35	37.0000	HCF	1.06
Water	5/16/2023	84627565	Water	1398.0000	1426.0000	28	28.0000	HCF	1.00
Water	4/18/2023	84627565	Water	1378.0000	1398.0000	35	20.0000	HCF	0.57
Water	3/14/2023	84627565	Water	1363.0000	1378.0000	28	15.0000	HCF	0.54
Water	2/14/2023	84627565	Water	1345.0000	1363.0000	28	18.0000	HCF	0.64
Water	1/17/2023	84627565	Water	1333.0000	1345.0000	28	12.0000	HCF	0.43
Water	12/20/2022	84627565	Water	1288.0000	1333.0000	35	45.0000	HCF	1.29
Water	11/15/2022	84627565	Water	1240.0000	1288.0000	28	48.0000	HCF	1.71
Water	10/18/2022	84627565	Water	1196.0000	1240.0000	28	44.0000	HCF	1.57
Water	9/20/2022	84627565	Water	1145.0000	1196.0000	35	51.0000	HCF	1.46

Created Date/Time: 11/7/2024 2:23:50 PM
 Customer Number: 100997
 Account Number: 14612
 Service Address: 29 BAYMARE RD
 Mailing Address:
 BELL CYN EQUESTRIAN CTR
 30 HACKAMORE LN SUITE 8
 BELL CANYON CA 91307

227.54

Service	Read Date	Meter	Read Type	Previous Reading	Current Reading	Days	Consumption	Unit Of Measure	Average
Water	10/15/2024	91238574	Water	6820.0000	7159.0000	28	339.0000	HCF	12.11
Water	9/17/2024	91238574	Water	6390.0000	6820.0000	28	430.0000	HCF	15.36
Water	8/20/2024	91238574	Water	5832.0000	6390.0000	35	558.0000	HCF	15.94
Water	7/16/2024	91238574	Water	5488.0000	5832.0000	28	344.0000	HCF	12.29
Water	6/18/2024	91238574	Water	5163.0000	5488.0000	35	325.0000	HCF	9.29
Water	5/14/2024	91238574	Water	4981.0000	5163.0000	28	182.0000	HCF	6.50
Water	4/16/2024	91238574	Water	4843.0000	4981.0000	28	138.0000	HCF	4.93
Water	3/19/2024	91238574	Water	4743.0000	4843.0000	28	100.0000	HCF	3.57
Water	2/20/2024	91238574	Water	4622.0000	4743.0000	35	121.0000	HCF	3.46
Water	1/16/2024	91238574	Water	4497.0000	4622.0000	28	125.0000	HCF	4.46
Water	12/19/2023	91238574	Water	4275.0000	4497.0000	35	222.0000	HCF	6.34
Water	11/14/2023	91238574	Water	3998.0000	4275.0000	28	277.0000	HCF	9.89
Water	10/17/2023	91238574	Water	3745.0000	3998.0000	28	253.0000	HCF	9.04
Water	9/19/2023	91238574	Water	3420.0000	3745.0000	35	325.0000	HCF	9.29
Water	8/15/2023	91238574	Water	3154.0000	3420.0000	28	266.0000	HCF	9.50
Water	7/18/2023	91238574	Water	2911.0000	3154.0000	28	243.0000	HCF	8.68
Water	6/20/2023	91238574	Water	2681.0000	2911.0000	35	230.0000	HCF	6.57
Water	5/16/2023	91238574	Water	2496.0000	2681.0000	28	185.0000	HCF	6.61
Water	4/18/2023	91238574	Water	2388.0000	2496.0000	35	108.0000	HCF	3.09
Water	3/14/2023	91238574	Water	2306.0000	2388.0000	28	82.0000	HCF	2.93
Water	2/14/2023	91238574	Water	2201.0000	2306.0000	28	105.0000	HCF	3.75
Water	1/17/2023	91238574	Water	2133.0000	2201.0000	28	68.0000	HCF	2.43
Water	12/20/2022	91238574	Water	1989.0000	2133.0000	35	144.0000	HCF	4.11
Water	11/15/2022	91238574	Water	1815.0000	1989.0000	28	174.0000	HCF	6.21
Water	10/18/2022	91238574	Water	1584.0000	1815.0000	28	231.0000	HCF	8.25
Water	9/20/2022	91238574	Water	1243.0000	1584.0000	35	341.0000	HCF	9.74

5. DIRECTOR'S INFORMATIONAL ITEMS -
Provides the opportunity for the Director to present items that are not within the subject matter of the District's Staff Report.
 - B. O&M Quarterly Report



District 17 O&M Updates

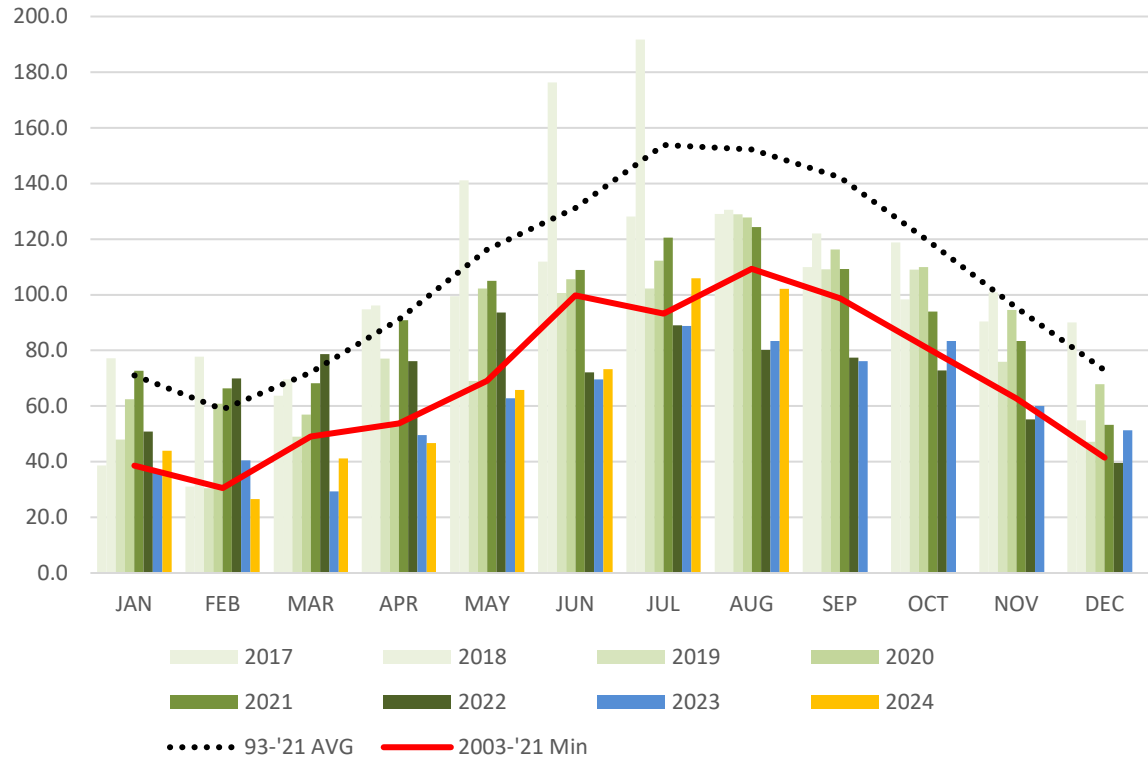
2024 Third Quarter (July 1, 2024 – September 30, 2024)

Operations & Maintenance – Distribution/Service Repairs

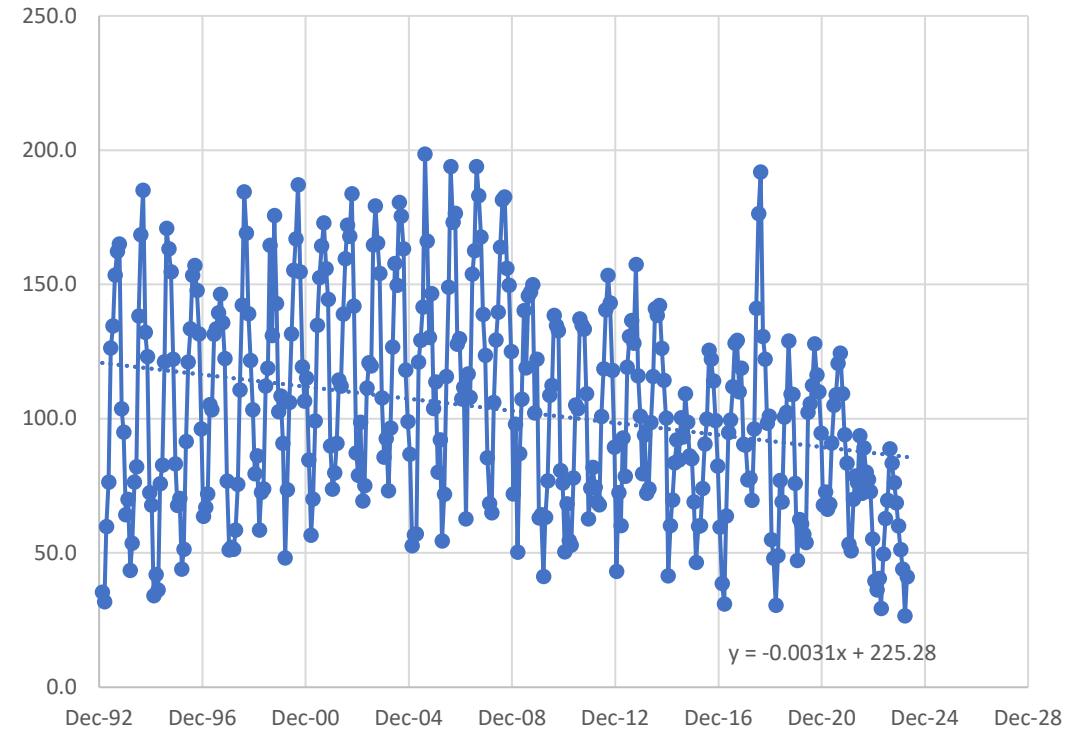
- ▶ 3 Fire Flow Tests
- ▶ 0 Service and Main Line Leaks

Operations & Maintenance – Source Water

District 17 Monthly Demand (AF)

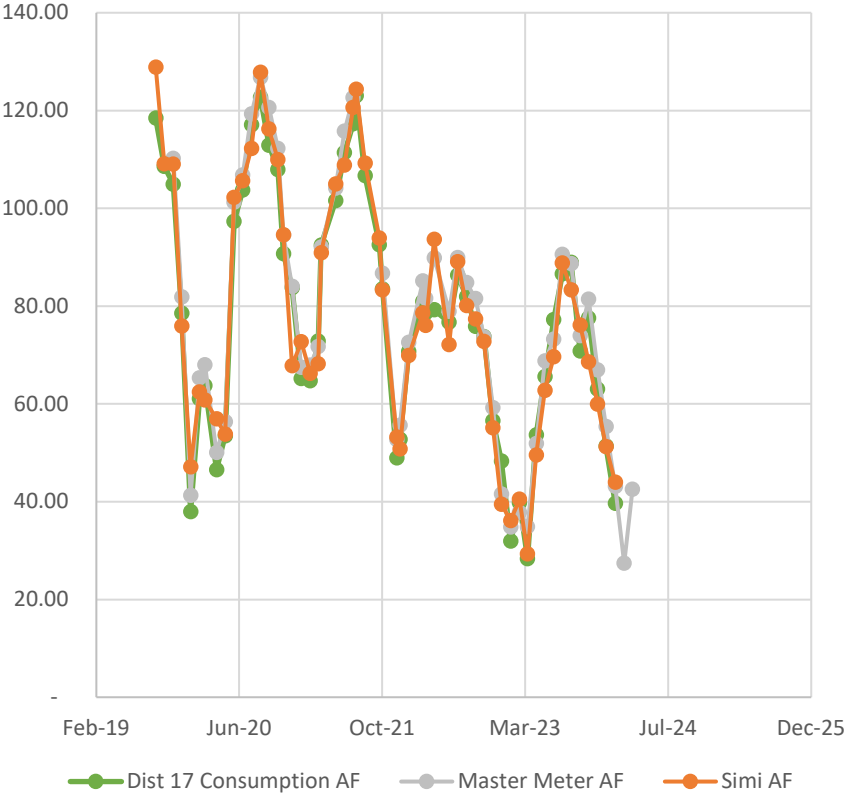


Simi Water Production (AF)

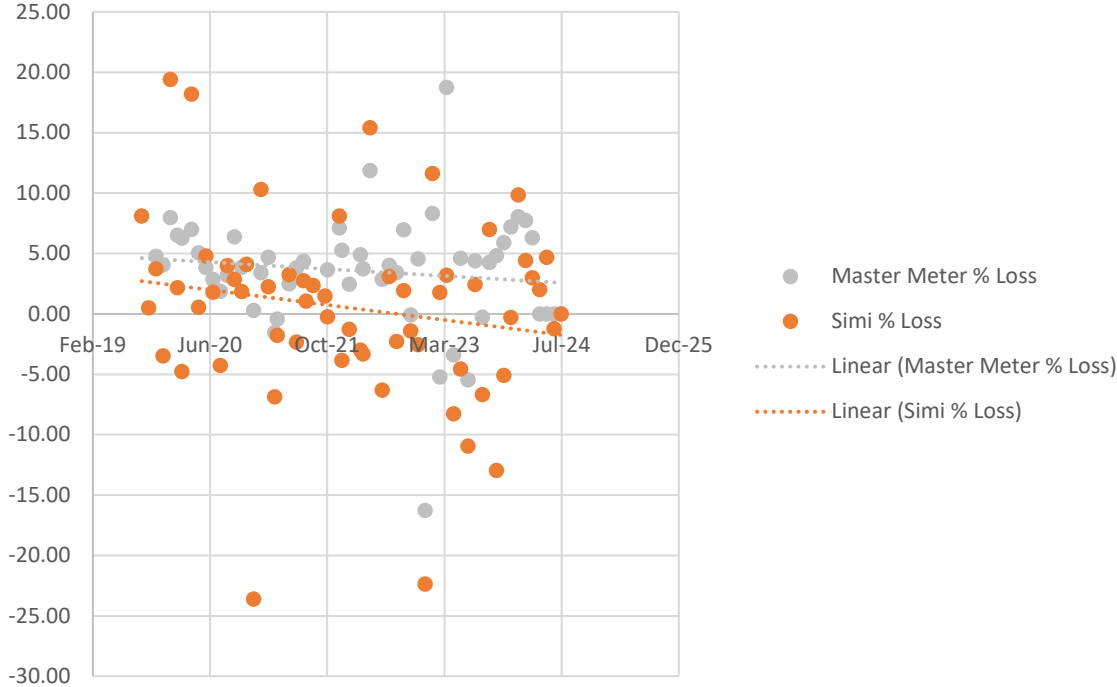


Operations & Maintenance – Source Water

D17 Demand



% Water Loss



Customer Service and Meter Reading

- ▶ Customer Account Activity (turn on/off)
 - ▶ Labor cost of \$1,757.86
- ▶ Customer Service Orders (check for leaks, verify reads, pressure, etc.)
 - ▶ Labor cost of \$4,906.88
- ▶ Line Location
 - ▶ Labor cost of \$4,405.64
- ▶ Meter Testing/Replacements (0)
 - ▶ Labor cost of \$0

Engineering - Capital Improvement Projects

- ▶ New Water Reservoir #3 and Pipeline Design of Stagecoach to Saddlebow Crossing
 - ▶ ~\$10M
 - ▶ 30% Design underway
 - ▶ Geotech complete
 - ▶ Key issues:
 - ▶ Funding, Real Estate Agreements, Geotech
- ▶ Following 30% design: HOA design review and CEQA process



Questions?

5. **DIRECTOR'S INFORMATIONAL ITEMS -**
Provides the opportunity for the Director to present items that are not within the subject matter of the District's Staff Report.

6. COMMITTEE MEMBERS' COMMENTS/FUTURE AGENDA ITEMS

7. ADJOURNMENT

*The next regularly scheduled District 17 CAC meeting will be held on January 21, 2025.