

Central Services
Joan Araujo, Director

Engineering Services
Anastasia Seims, Director

Roads & Transportation
Anitha Balan, Director

Water & Sanitation
Vacant, Director

Watershed Protection
Jeff Palmer, Director

September 10, 2024

**NOTICE OF A MEETING OF
VENTURA COUNTY WATERWORKS DISTRICT NO. 17
BELL CANYON CITIZENS' ADVISORY COMMITTEE**

NOTICE IS HEREBY GIVEN that a meeting of the Ventura County Waterworks District No. 17 Citizens' Advisory Committee will be held **Tuesday, September 17, 2024**, from 7:00 p.m. to adjournment at the **Bell Canyon Homeowner's Association, 30 Hackamore Lane, Bell Canyon, California.**

Members of the public are also invited to attend the meeting via Zoom. To electronically join the meeting please follow the provided steps – At the specific time (7:00 p.m.) dial the number (669) 900-6833, when prompted enter the meeting ID 470 052 7072. You can also join the meeting by visiting this link - **Join Zoom Meeting**
<https://us06web.zoom.us/j/4700527072>

Advisory Committee Members: Please contact the District Office by telephone at (805-378-3005), or by email at wspc@ventura.org, no later than September 13, 2024, if you are unable to participate in the meeting.

Sincerely,



David Fleisch, P.E.
Assistant Director



AGENDA OF THE MEETING

1. CALL TO ORDER
2. NO APPROVAL OF THE MINUTES OF THE MAY 21, 2024, MEETING-
NO QUORUM JULY MEETING.
3. PUBLIC COMMENTS
Members of the public may address the Citizens' Advisory Committee (CAC) on items of interest to the public that are within the subject matter jurisdiction of the Committee, but do not appear on the agenda. With respect to agenda items, the public will be given an opportunity to address the Committee when the item is reached in the meeting.
4. DIRECTOR'S INFORMATIONAL ITEMS - Provides the opportunity for the Director to present items that are not within the subject matter of the District's Staff Report.
 - A. RATE PROPOSAL PRESENTATION
 - B. HOA / EQUESTRIAN CENTER WATER USAGE
 - C. O&M REVIEW
5. DISTRICT STAFF REPORT
 - A. BUDGET AND FINANCIAL REVIEW - An update on the budget and financial status of the District.
 - B. CAPITAL PROJECTS – The Capital Project Status Report provides regular reporting on the status of active capital projects within the District.
 - C. WATER QUALITY REPORT – A report regarding water quality complaints, if any, received by the District since the previous CAC meeting and how these complaints were resolved.
 - D. WATER SUPPLY CONDITIONS – An update on water supply conditions within the District, Southern California, and throughout the State.
 - E. CALLEGUAS MUNICIPAL WATER DISTRICT / METROPOLITAN WATER DISTRICT OF SOUTHERN CALIFORNIA UPDATE – An update on decisions and rulings by these agencies which may impact the District.
 - F. UPDATE ON AVENUES OF PUBLIC OUTREACH – How the District is reaching out to its customers concerning water conservation.

- G. BOARD LETTER TRACKER - UPDATE ON VENTURA COUNTY BOARD OF SUPERVISORS AGENDA ITEMS RELATED TO THE DISTRICT – A status report on what items District staff has recently presented, or may be presented, before the Ventura County Board of Supervisors.
- H. UPDATE ON ADVANCED METERING INFRASTRUCTURE (AMI) IMPLEMENTATION - The AMI project is an integrated system of smart meters, communications networks, and data management systems that enables two-way communication between utilities and customers which is being implemented within the District.

6. COMMITTEE MEMBERS' COMMENTS/FUTURE AGENDA ITEMS

7. ADJOURNED

The next regularly scheduled District 17 CAC meeting will be held on November 19, 2024.

****NOTICES:** The following information is provided to help you understand, follow, and participate in the Board meeting: Public Comments – Public comment is the opportunity for members of the public to participate in meetings by addressing the Citizens Advisory Committee in connection with one or more agenda or non-agenda items.

If you wish to make a comment on a specific agenda item, please sign on to Zoom and you will be given an opportunity to be heard. If you prefer to submit your comment in writing, submit your comment via email by 5:00 p.m. on the day prior to the Committee meeting. Please submit your comment to WSPC@ventura.org. Please indicate in the Subject Line, the Agenda item number (e.g., Item No. 3A). Your email will be read by the Water and Sanitation Director and placed into the record.

If you are watching the live stream of the Committee meeting and would like to make a general public comment for items not on the day's agenda or to comment on a specific agenda item as it is being heard, please submit sign on to Zoom and you will be given an opportunity to be heard. If you prefer to submit your comment in writing, submit your comment to WSPC@ventura.org. Please indicate in the Subject Line, the Agenda item number (e.g., Item No. 3A). Every effort will be made to read your comment into the record, but some comments may not be read due to time limitations. Comments received after an agenda item will be made part of the record if received prior to the end of the meeting.

IN COMPLIANCE WITH THE AMERICANS WITH DISABILITIES ACT, IF YOU NEED SPECIAL ASSISTANCE TO PARTICIPATE IN THIS MEETING, PLEASE CONTACT (805) 378-3005. REASONABLE ADVANCE NOTIFICATION OF THE NEED FOR ACCOMODATION PRIOR TO THE MEETING (48 HOURS ADVANCE NOTICE IS PREFERABLE) WILL ENABLE US TO MAKE REASONABLE ARRANGEMENTS TO ENSURE ACCESSIBILITY TO THIS MEETING.

DRAFT

CITIZENS' ADVISORY COMMITTEE VENTURA COUNTY WATERWORKS DISTRICT NO. 17 MINUTES OF THE May 21, 2024

COMMITTEE MEMBERS IN ATTENDANCE: Ronald Marks, Christopher Shubeck
Greg McHugh, Steven Price

COMMITTEE MEMBERS ABSENT: Neil Sokoler

COMMITTEE MEMBER VACANCY: None

STAFF: Joseph Pope, Director Water & Sanitation
Homer Arredondo, Engineering Manager-Zoom
Jean Fontayne, Staff Services Manager

GUESTS: None

* * *

1. CALL TO ORDER - The Meeting was called to order at 7:03 PM.
2. Approval of the Minutes of March 19, 2024, Meeting. All Members present approved the minutes (except Steven-Zoom).
3. PUBLIC COMMENT
 - o None
4. DISTRICT STAFF REPORT
 - A. BUDGET AND FINANCIAL REVIEW
 - o Financial Review through the end of March 31 FY24. Something to notice the Total Beginning and Ending Balances. We are doing good with the Cash Reserves Target.
 - o The actual Water Sales are low and will remain low.
 - o Net of operation is a negative. That should come back to a positive because we shouldn't be hitting as high as budgeted.
 - o Operations and Maintenance Labor we should not hit the budgeted amount on this either.
 - B. CAPITAL PROJECTS
 - o Homer is taking about the Reservoir No. 3 project, last meeting we talked about the contract modification which is about \$19,000 with Geo-tech. It will provide additional funds to complete additional lab testing for fieldwork. Design is underway. We will continue meetings to keep everyone up to date. Next month Joe will bring back a schedule for everyone to see.
 - o Hired 3 additional Engineers. June Kim has returned to his position.
 - o Our next task is to get the contact working on the Reservoir.
 - o Bell Canyon Creek Crossing Pipeline, we are not doing the work. Our

staff is inspecting and doing some work from time to time. Monitoring to make sure they don't dig up a line.

C. WATER QUALITY REPORT

- None

D. WATER SUPPLY CONDITIONS

- Everyone should be up to date on the conditions. Most reservoirs are full.

E. CALLEGUAS MUNICIPAL WATER DISTRICT/METROPOLITIAN WATER DISTRICT OF SOUTHERN CALIFORNIA UPDATE

- The State Water Project allocation is 40%. Enough where there should not be any water cutbacks next year. Calleguas is ready to set rates for next year an 8.5% increase or just below. Mostly due to reduced sales. A lot of fixed costs are not recovering, because they have been dipping into their reserves. The next two years there should be rate increases coming from Calleguas. Bell Canyon will expect to see a similar rate increase next year. We will look at the Rate Analysis this summer. Metropolitan only provides treated water to Calleguas, so we do not have the benefit of getting water from elsewhere.

F. UPDATE ON AVENUES OF PUBLIC OUTREACH

- We are going to be sending out E-Blasts to show our new bill. Your bill will have a link to go in and see what the new bill will look like. It will show gallons, do away with the chart. It will have more useful information on it.

G. BOARD LETTER TRACKER-UPDATE ON VENTURA COUNTY BOARD OF SUPERVISORS AGENDA ITEMS RELATED TO THE DISTRICT

- None

H. UPDATE ON ADVANCED METERING INFRASTRUCTURE (AMI) IMPLEMENTATION

- District 17 is over 30% on the portal sign-up. We monitor the continuous usage charge to let them know they may have a leak.
- The CAC is surprised only 30% signed up for AMI. Maybe we should have a meeting, so that customers can ask questions and know the value of knowing if the homeowner has a leak or not.
- Market it as if the customer is going to have substantial savings. Could Jean explain in a one-page document to customers the benefits of being signed up for AMI.

5. DIRECTOR'S INFORMATION ITEMS

A. HOA/EQUESTRIAN CENTER WATER USAGE

- Both HOA and Equestrian are computing average.

Minutes of the Ventura County Waterworks District No. 17
Citizens' Advisory Committee Meeting
Ventura County Water and Sanitation
Minutes of the May 21, 2024

B. O&M Report-2 Quarters

- Jan-Mar 31, first quarter of the calendar year. 2 fire flow tests, 421 Isolation valves exercised, replaced 6" meter at PR1.
- Source Water, below levels in Feb and March.
- Demand throughout the year is seasonal. Consistent.
- Meter reading activity, turn-on/turn-off, Service Orders, line location

6. COMMITTEE MEMBERS' COMMENTS/FUTURE AGENDA ITEMS

7. ADJOURNMENT – The meeting adjourned at 8:03 PM
Next Meeting July 16, 2024.

3. **PUBLIC COMMENTS**

Members of the public may address the Citizens' Advisory Committee (CAC) on items of interest to the public that are within the subject matter jurisdiction of the Committee, but do not appear on the agenda. With respect to agenda items, the public will be given an opportunity to address the Committee when the item is reached in the meeting.

4. **DIRECTOR'S INFORMATIONAL ITEMS -**

Provides the opportunity for the Director to present items that are not within the subject matter of the District's Staff Report.

A. RATE PROPOSAL PRESENTATION



Ventura County Waterworks District No. 17

Proposed Water Rate Adjustments for Calendar Year 2025

David Fleisch, P.E
Assistant Director

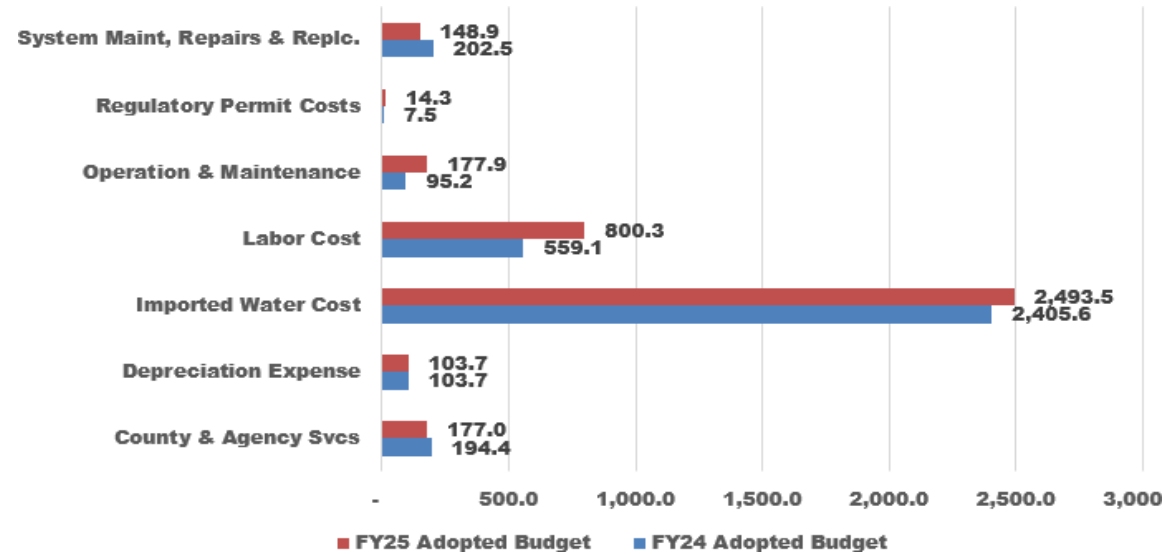
September 17, 2024

Ventura County Waterworks District No. 17
Bell Canyon Water Services
Rate Model Assumptions for 2025

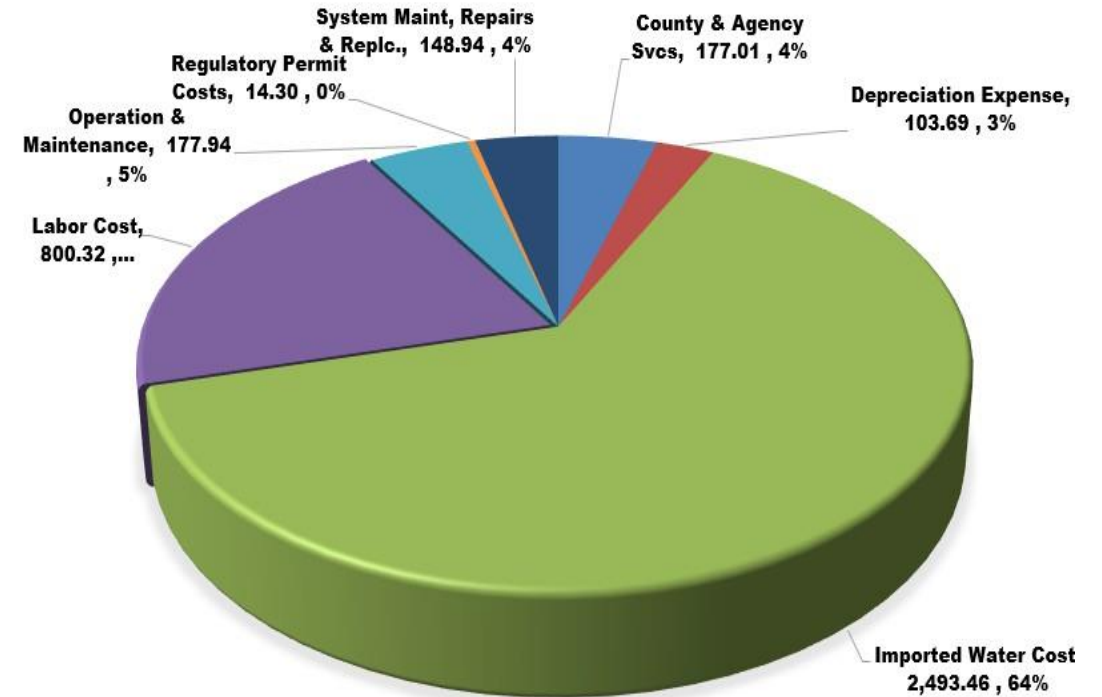
- Calleguas Municipal Water District approved a rate increase of 9.5% for 2025
- Assumes average water use from the past 5 years
- Assumed inflationary increases used for rate analysis:
 - Labor 5%, power/electricity 4%, and materials 3.5%
- Board approved cash Reserve target on 12/08/2020
 - 25% O&M Expenses; 10% Revenue; 2% Net Assets
- 1.5 MG reservoir and Saddlebow pipeline projects will be financed by 0% interest State Revolving Fund Loan with 30% Principal forgiveness. Expect construction to begin in 2027
- Repair and recoating of reservoir #1 Planned for FY 2026 (funded from reserves)
- **PROPOSED rate increase is 9.5% Calleguas passthrough with 6% 2026-2030**

Ventura County Waterworks District No. 17
 Bell Canyon Water Services
 Fiscal Year 2025 Budget Analysis

Expense Description	FY24 Adopted Budget	FY25 Adopted Budget
County & Agency Svcs	194.4	177.0
Depreciation Expense	103.7	103.7
Imported Water Cost	2,405.6	2,493.5
Labor Cost	559.1	800.3
Operation & Maintenance	95.2	177.9
Regulatory Permit Costs	7.5	14.3
System Maint, Repairs & R	202.5	148.9
Grand Total	3,568.0	3,915.7

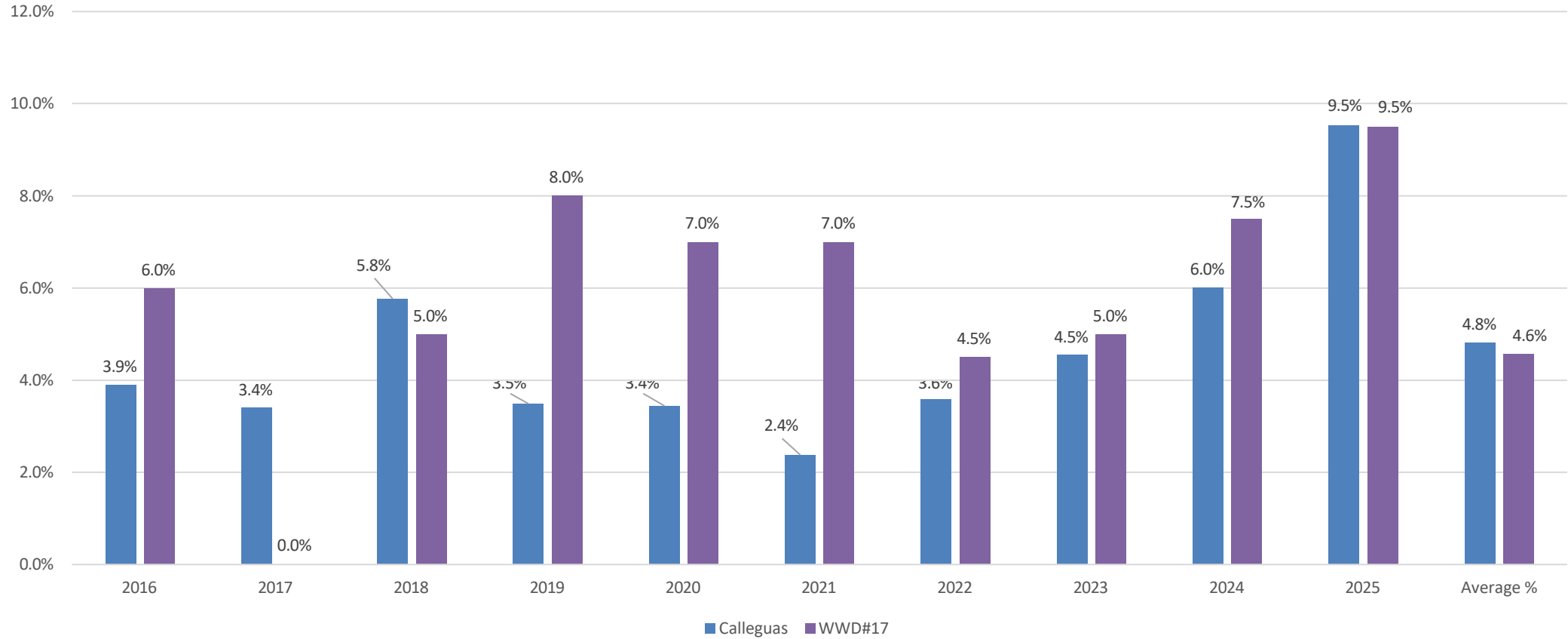


FY25 O&M BUDGETED EXPENDITURES

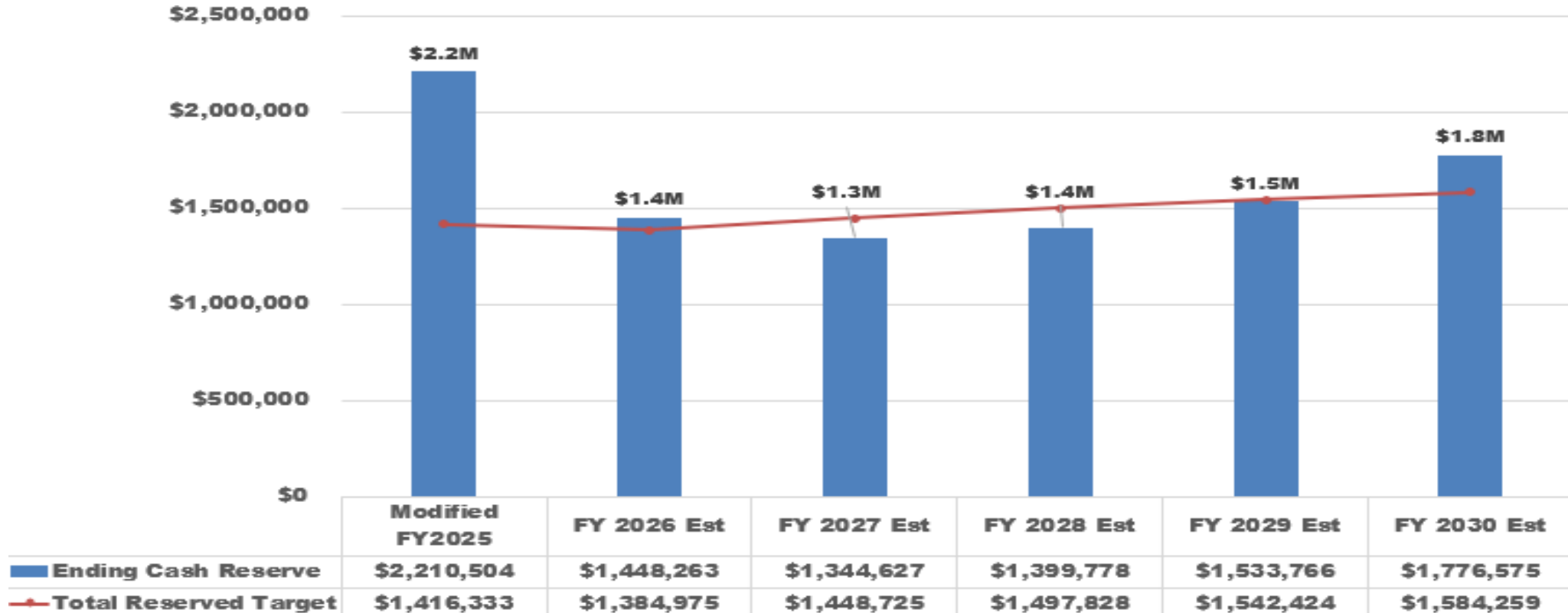


Ventura County Waterworks District No. 17
Bell Canyon Water Services
Calleguas vs. WWD17 Historic Rate Increases

Commodity Rate Increase 2016 to 2024
Calleguas vs. WWD#17 Bell Canyon

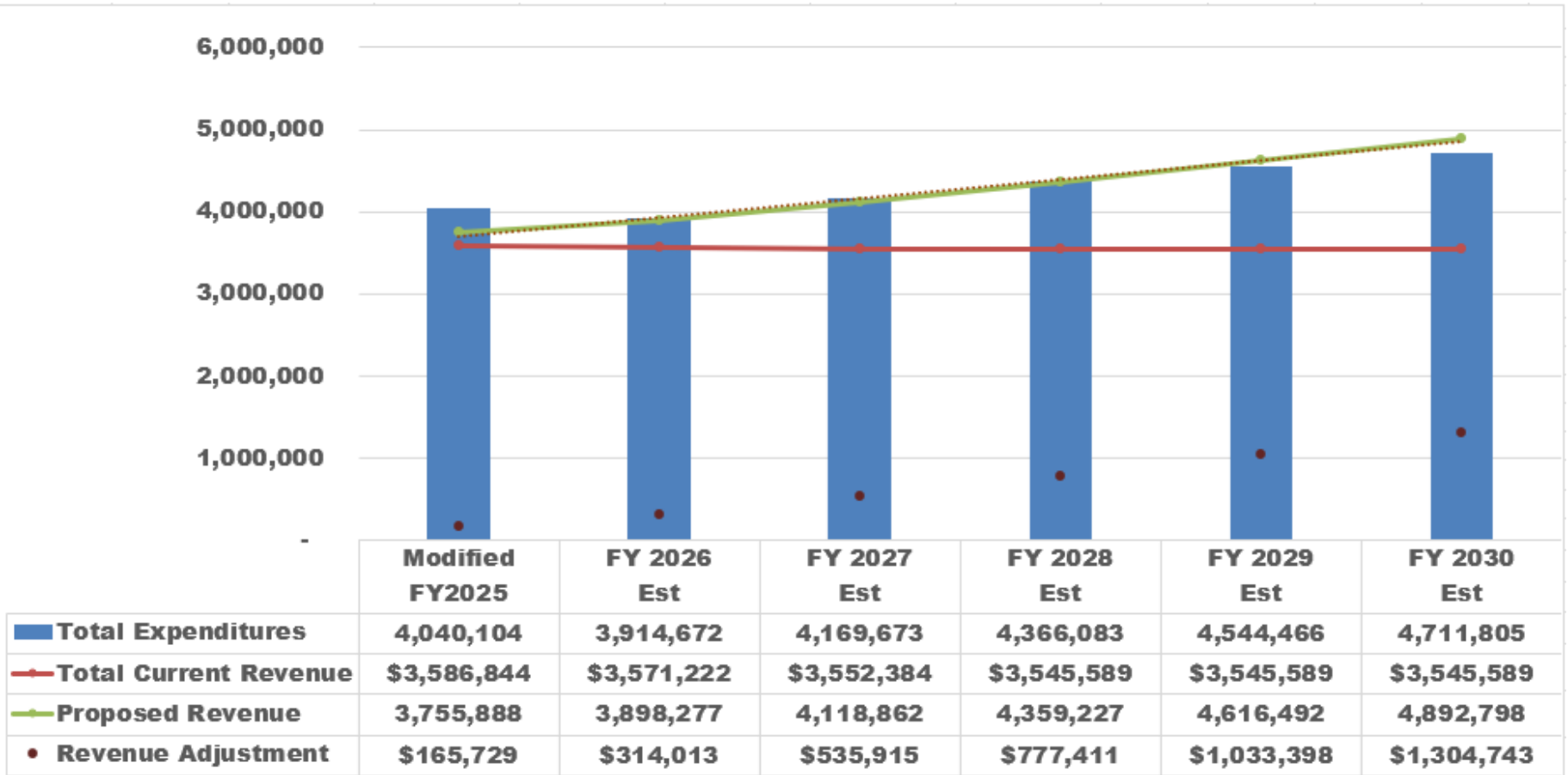


Cash Reserve Forecast With Recommended Commodity rate adjustment: 9.5% Calleguas Pass-Through and 6% to 2030



Proposed Rate Increases maintains cash reserves near targeted range

Ventura County Waterworks District No. 17
 Bell Canyon Water Services
 Revenue vs. Expenditures



Proposed Rate Increase Recommendation

Commodity rate adjustment: 9.5% Calleguas

Commodity Rates for Residential Customers			
Tier	Proposed Monthly Use (HCF)	Current 2024	Proposed 2025
1	0 - 10	\$5.91	\$6.47
2	>10 – 54	\$7.01	\$7.68
3	> 54	\$8.79	\$9.63

Note: Rates per 100 Cubic Feet of Water (HCF)=748 Gallons

Commodity Rates for Other Customer Classes		
Customer Class	Current 2024	Proposed 2025
Commercial	\$7.16	\$7.84
Industrial	\$7.16	\$7.84
Institutional	\$7.16	\$7.84
Temporary Construction	\$7.37	\$8.07

Proposed Meter Charge Recommendation

Fixed meter charge increase: 9.5% Calleguas

<i>Monthly Meter Charges</i>		
<i>Meter Size</i>	<i>Current 2024</i>	<i>Proposed 2025</i>
3/4-inch	\$26.06	\$28.54
1-inch	\$37.49	\$41.05
1 1/2-inch	\$66.06	\$72.34
2-inch	\$100.33	\$109.86
3-inch	\$208.88	\$228.72
4-inch	\$368.83	\$403.87
6-inch	\$751.58	\$822.98

<i>Monthly Fireline Charges</i>		
<i>Meter Size</i>	<i>Current 2024</i>	<i>Proposed 2025</i>
6-inch	\$48.03	\$52.59

Note: Water used through private fire services will be charged at the temporary construction water rate

Proposed Water Rate Increase Impact on Residential Customers

Meter / Service	Usage Hundred Cubic Feet (HCF)	2024 Bill	2025 Bill	% Increase
1" Residential	50	\$376.99	\$412.80	9.5%



Action Items for Citizens Advisory Committee

- APPROVE Staff's Recommended Rate increase for commodity and fixed charges for 2025 of 9.5% Calleguas pass-through
- APPROVE Calleguas Pass-Through Rates for 5 Years
 - Avoids administrative burden of Prop 218 Public Hearings every year
 - The commodity cost is the largest cost of service, with 100% imported water, we need to passthrough that cost.

Questions ?

4. **DIRECTOR'S INFORMATIONAL ITEMS** -

Provides the opportunity for the Director to present items that are not within the subject matter of the District's Staff Report.

B. HOA/EQUESTRIAN CENTER WATER USAGE

Created D 9/4/2024 4:14:07 PM

Customer 100997

Account N14612

Service Ad29 BAYMARE RD

Mailing Address:

BELL CYN EQUESTRIAN CTR

30 HACKAMORE LN SUITE 8

BELL CANYON CA 91307

217.62

Service	Read Date	Meter	Read Type	Previous Reading	Current Reading	Days	Consumption	Unit Of Measure	Average
Water	8/20/2024	91238574	Water	5832.0000	6390.0000	35	558.0000	HCF	15.94
Water	7/16/2024	91238574	Water	5488.0000	5832.0000	28	344.0000	HCF	12.29
Water	6/18/2024	91238574	Water	5163.0000	5488.0000	35	325.0000	HCF	9.29
Water	5/14/2024	91238574	Water	4981.0000	5163.0000	28	182.0000	HCF	6.50
Water	4/16/2024	91238574	Water	4843.0000	4981.0000	28	138.0000	HCF	4.93
Water	3/19/2024	91238574	Water	4743.0000	4843.0000	28	100.0000	HCF	3.57
Water	2/20/2024	91238574	Water	4622.0000	4743.0000	35	121.0000	HCF	3.46
Water	1/16/2024	91238574	Water	4497.0000	4622.0000	28	125.0000	HCF	4.46
Water	12/19/2023	91238574	Water	4275.0000	4497.0000	35	222.0000	HCF	6.34
Water	11/14/2023	91238574	Water	3998.0000	4275.0000	28	277.0000	HCF	9.89
Water	10/17/2023	91238574	Water	3745.0000	3998.0000	28	253.0000	HCF	9.04
Water	9/19/2023	91238574	Water	3420.0000	3745.0000	35	325.0000	HCF	9.29
Water	8/15/2023	91238574	Water	3154.0000	3420.0000	28	266.0000	HCF	9.50
Water	7/18/2023	91238574	Water	2911.0000	3154.0000	28	243.0000	HCF	8.68
Water	6/20/2023	91238574	Water	2681.0000	2911.0000	35	230.0000	HCF	6.57
Water	5/16/2023	91238574	Water	2496.0000	2681.0000	28	185.0000	HCF	6.61
Water	4/18/2023	91238574	Water	2388.0000	2496.0000	35	108.0000	HCF	3.09
Water	3/14/2023	91238574	Water	2306.0000	2388.0000	28	82.0000	HCF	2.93
Water	2/14/2023	91238574	Water	2201.0000	2306.0000	28	105.0000	HCF	3.75
Water	1/17/2023	91238574	Water	2133.0000	2201.0000	28	68.0000	HCF	2.43
Water	12/20/2022	91238574	Water	1989.0000	2133.0000	35	144.0000	HCF	4.11
Water	11/15/2022	91238574	Water	1815.0000	1989.0000	28	174.0000	HCF	6.21
Water	10/18/2022	91238574	Water	1584.0000	1815.0000	28	231.0000	HCF	8.25
Water	9/20/2022	91238574	Water	1243.0000	1584.0000	35	341.0000	HCF	9.74
Water	8/16/2022	91238574	Water	1007.0000	1243.0000	28	236.0000	HCF	8.43
Water	7/19/2022	91238574	Water	732.0000	1007.0000	35	275.0000	HCF	7.86

Created 9/4/2024 4:25:31 PM
 Custome 100996
 Account 22161
 Service A30 HACKAMORE LN SUITE 8
 Mailing Address:
 BELL CANYON ASSN INC
 30 HACKAMORE LN SUITE 8
 BELL CANYON CA 91307-1000

30.85

Service	Read Date	Meter	Read Type	Previous Reading	Current Reading	Days	Consumption	Unit Of Measure	Average
Water	8/20/2024	84627565	Water	1793.0000	1819.0000	35	26.0000	HCF	0.74
Water	7/16/2024	84627565	Water	1775.0000	1793.0000	28	18.0000	HCF	0.64
Water	6/18/2024	84627565	Water	1754.0000	1775.0000	35	21.0000	HCF	0.60
Water	5/14/2024	84627565	Water	1739.0000	1754.0000	28	15.0000	HCF	0.54
Water	4/16/2024	84627565	Water	1723.0000	1739.0000	28	16.0000	HCF	0.57
Water	3/19/2024	84627565	Water	1708.0000	1723.0000	28	15.0000	HCF	0.54
Water	2/20/2024	84627565	Water	1693.0000	1708.0000	35	15.0000	HCF	0.43
Water	1/16/2024	84627565	Water	1677.0000	1693.0000	28	16.0000	HCF	0.57
Water	12/19/2023	84627565	Water	1654.0000	1677.0000	35	23.0000	HCF	0.66
Water	11/14/2023	84627565	Water	1629.0000	1654.0000	28	25.0000	HCF	0.89
Water	10/17/2023	84627565	Water	1608.0000	1629.0000	28	21.0000	HCF	0.75
Water	9/19/2023	84627565	Water	1536.0000	1608.0000	35	72.0000	HCF	2.06
Water	8/15/2023	84627565	Water	1495.0000	1536.0000	28	41.0000	HCF	1.46
Water	7/18/2023	84627565	Water	1463.0000	1495.0000	28	32.0000	HCF	1.14
Water	6/20/2023	84627565	Water	1426.0000	1463.0000	35	37.0000	HCF	1.06
Water	5/16/2023	84627565	Water	1398.0000	1426.0000	28	28.0000	HCF	1.00
Water	4/18/2023	84627565	Water	1378.0000	1398.0000	35	20.0000	HCF	0.57
Water	3/14/2023	84627565	Water	1363.0000	1378.0000	28	15.0000	HCF	0.54
Water	2/14/2023	84627565	Water	1345.0000	1363.0000	28	18.0000	HCF	0.64
Water	1/17/2023	84627565	Water	1333.0000	1345.0000	28	12.0000	HCF	0.43
Water	12/20/2022	84627565	Water	1288.0000	1333.0000	35	45.0000	HCF	1.29
Water	11/15/2022	84627565	Water	1240.0000	1288.0000	28	48.0000	HCF	1.71
Water	10/18/2022	84627565	Water	1196.0000	1240.0000	28	44.0000	HCF	1.57
Water	9/20/2022	84627565	Water	1145.0000	1196.0000	35	51.0000	HCF	1.46
Water	8/16/2022	84627565	Water	1101.0000	1145.0000	28	44.0000	HCF	1.57
Water	7/19/2022	84627565	Water	1017.0000	1101.0000	35	84.0000	HCF	2.40

4. **DIRECTOR'S INFORMATIONAL ITEMS** -
Provides the opportunity for the Director to present items that are not within the subject matter of the District's Staff Report.

C. O&M REVIEW



District 17 O&M Updates

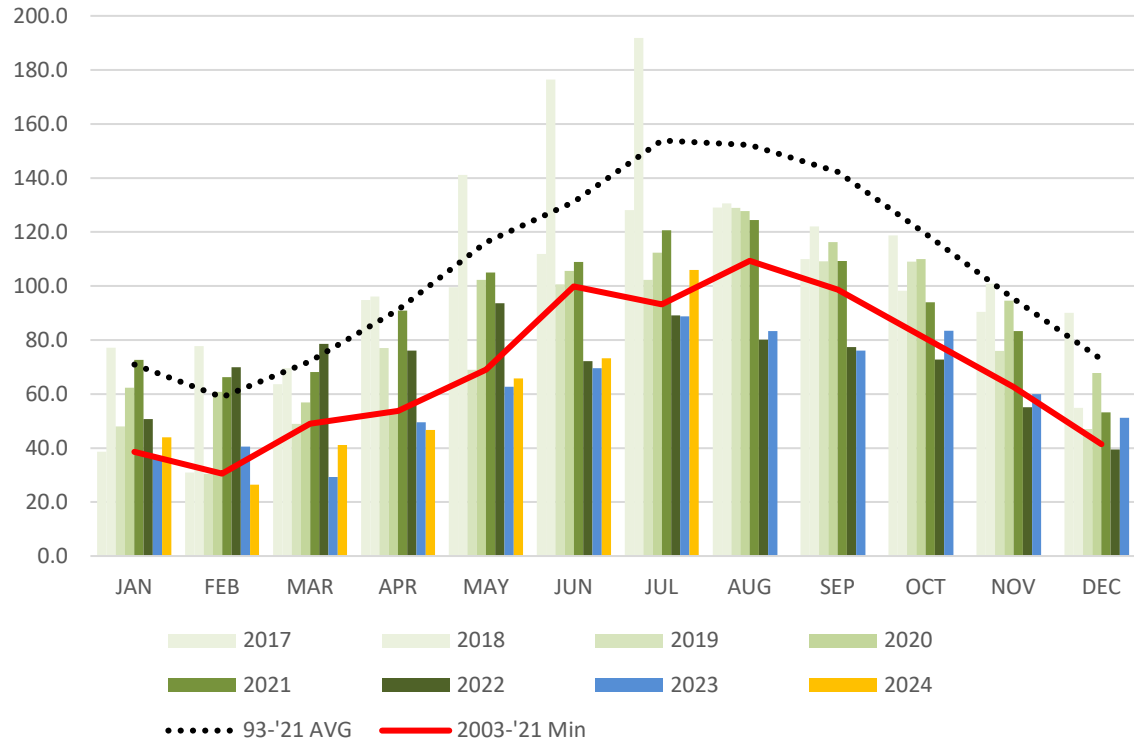
2024 Second Quarter (April 1, 2024 – June 30, 2024)

Operations & Maintenance – Distribution/Service Repairs

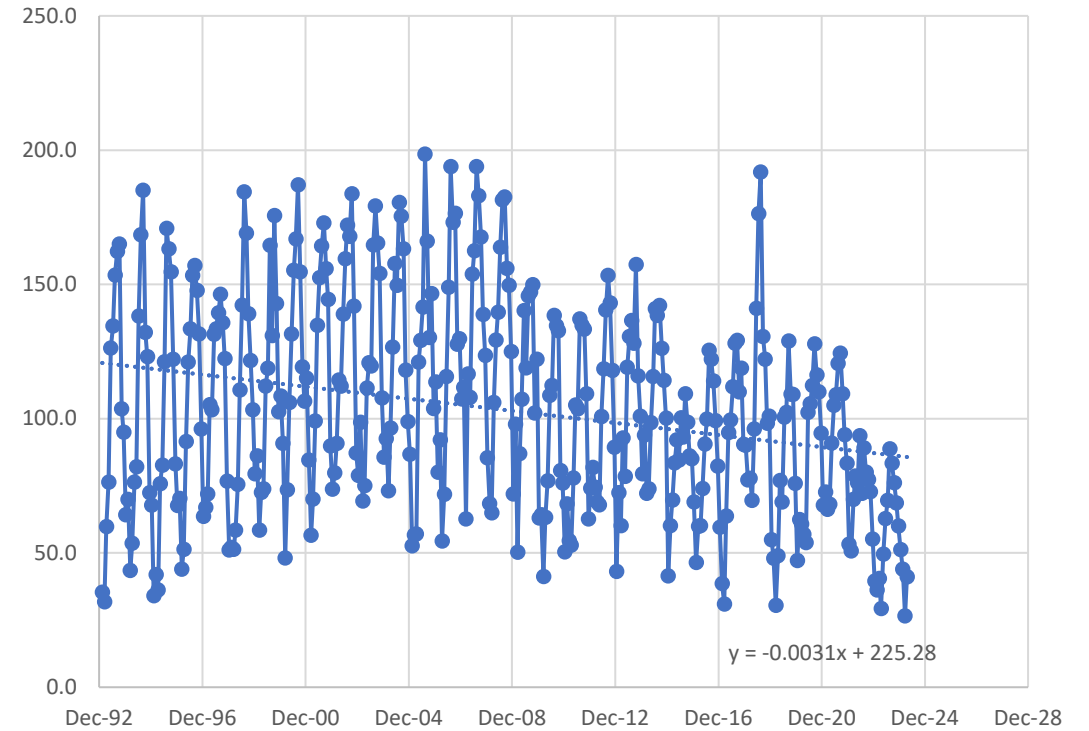
- ▶ 2 Fire Flow Tests
- ▶ 0 Service and Main Line Leaks

Operations & Maintenance – Source Water

District 17 Monthly Demand (AF)

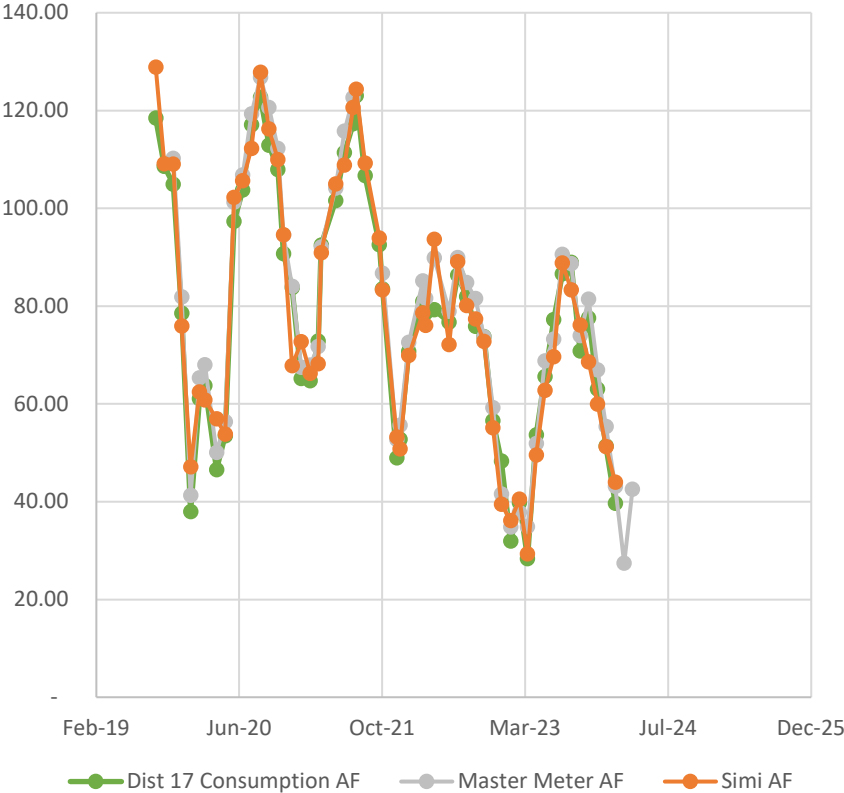


Simi Water Production (AF)

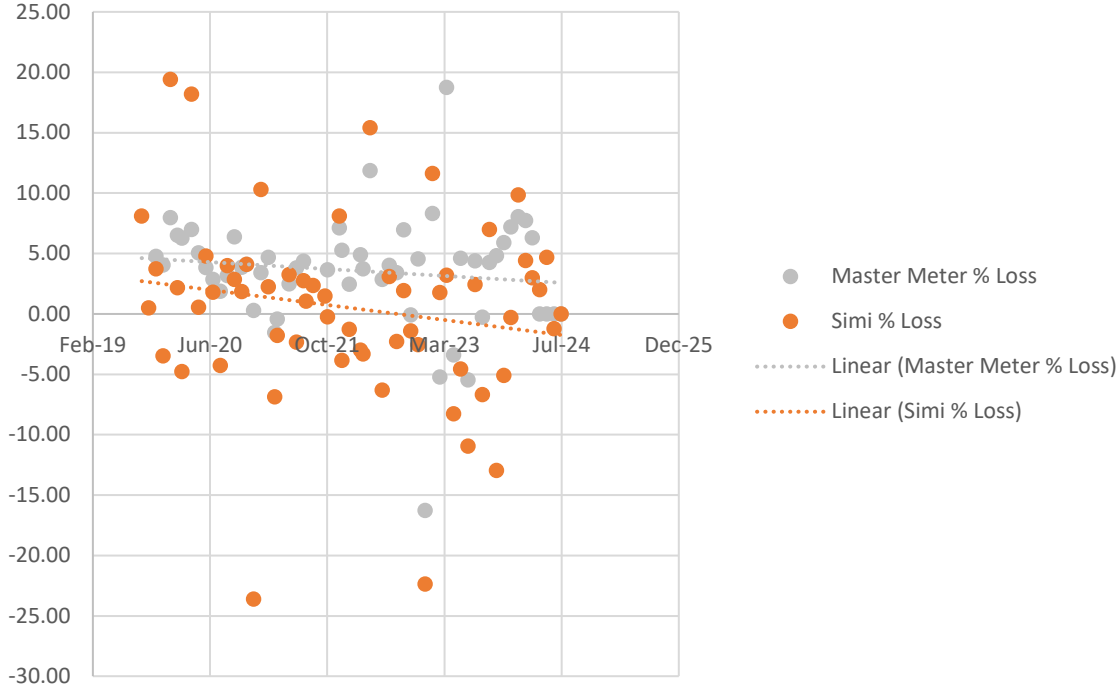


Operations & Maintenance – Source Water

D17 Demand



% Water Loss



Customer Service and Meter Reading

- ▶ Customer Account Activity (turn on/off)
 - ▶ Labor cost of \$2,782
- ▶ Customer Service Orders (check for leaks, verify reads, pressure, etc.)
 - ▶ Labor cost of \$2,018
- ▶ Line Location
 - ▶ Labor cost of \$13,062
- ▶ Meter Testing/Replacements (0)
 - ▶ Labor cost of \$0

Engineering - Capital Improvement Projects

- ▶ New Water Reservoir #3 and Pipeline Design of Stagecoach to Saddlebow Crossing
 - ▶ ~\$10M
 - ▶ 30% Design underway
 - ▶ Geotech complete
 - ▶ Key issues:
 - ▶ Funding, Real Estate Agreements, Geotech
- ▶ Following 30% design: HOA design review and CEQA process



Questions?

5. DISTRICT STAFF REPORT

A. BUDGET AND FINANCIAL REVIEW - An update on the budget and financial status of the District.

CURRENT PERIOD ACTIVITIES TO AP13 FY24 ENDING 07/19/2024					
	FY21 ACTUAL	FY22 ACTUAL	FY23 ACTUAL	FY24 ADJ BUDGET	FY24 ACTUAL
Total Beginning Balances	\$2,462,051	\$2,448,743	\$2,727,920	\$2,610,236	\$2,610,236
Total Ending Balances	\$2,448,743	\$2,727,920	\$2,610,236	\$1,729,581	\$2,838,992
Total Proposed Targets	\$1,032,133	\$1,035,161	\$844,119	\$1,242,861	\$883,573
Alert	ok	ok	ok	ok	ok
O&M/ Rate Stab Fund	FY21 ACTUAL	FY22 ACTUAL	FY23 ACTUAL	FY24 ADJ BUDGET	FY24 ACTUAL
Beginning Balances	\$863,180	\$1,209,827	\$1,527,458	\$1,309,116	\$1,309,116
O&M Revenue					
Interest Earning	-	-	-	\$0.0	\$0
State Aid for Disaster	-	14,375.5	-	\$0.0	\$0
Special Assessment	7,044.0	6,098.8	7,901	\$7,234.8	\$8,113
Line Extension/Permit Fees	1,375.0	1,770.7	1,505.0	\$1,700.0	\$5,712
Meter Sales And Install Fee	1,760.0	2,306.0	2,665.0	\$2,500.0	\$2,294
Other Revenue-Misc	9,508.7	59,932.9	34,083.4	\$53,645.2	\$34,302
Water Sales	3,182,493.6	3,124,135.3	2,222,843.5	\$3,508,393.6	\$2,466,710
Gain/Loss Capital Assets	-	-	-	\$0.0	\$0
CAFR Adjustments				\$0.0	
Total - O&M Revenue	3,202,181.3	3,208,619.2	2,268,997.5	\$3,573,474	\$2,517,130.9
O&M Expenditure					
System Maintenance Supplies & Contracts	58,720.2	57,150.5	114,533.0	\$101,500	\$153,659
Improvement Maintenance	2,720.0	439.5	1,801.8	\$40,000	\$2,174
Buildings And Improvements Maintenance		-	-	\$0	\$0
Equipment	-	-	-	\$8,000	\$0
Indirect Cost Recovery	16,081.0	8,952.0	11,854.0	\$17,141	\$17,141
Misc. Expense	40,682.4	56,535.9	38,215.2	\$39,296	\$39,980
Other Prof. & Spec. Svcs	1,195.2	7,730.7	3,403.5	\$10,000	\$3,396
State Permit/Fees	4,600.0	6,100.0	-	\$2,500	\$0
O&M Labor	389,844.8	347,586.7	311,135.0	\$559,100	\$308,474
Management And Admin Survey ISF	101,300.0	135,900.0	155,100.0	\$169,000	\$134,325
Engineering And Technical Surveys	-	-	-	\$44,000	\$0
Water Analysis	565.0	1,652.1	5,078.3	\$5,050	\$7,929
Cross Connection Fees	300.0	100.0	-	\$2,500	\$0
Water Purchases	2,077,838.9	2,116,530.4	1,588,017.4	\$2,400,616	\$1,583,011
Water System Power	3,953.4	3,724.7	4,753.8	\$5,000	\$6,360
Depreciation Expense	104,049.2	104,187.5	104,148.2	\$103,684	\$277,877
Contribution to other Funds	-	7,429.2	7,739.7	\$23,700	\$5,446
Meter Purchase	53,683.5	36,969.5	15,488.8	\$37,000	\$7,834
Conservation Program	-	-	-	\$0	\$0
Contingencies	-	-	-	\$0	\$0
CAFR Adjustment	\$0	-	126,071.0	\$0	
Total - O&M Expenditure	\$2,855,534	\$2,890,989	\$2,487,340	\$3,568,087	\$2,547,607
Result of Operation	\$346,648	\$317,631	(\$218,342)	\$5,386	(\$30,476)
CAFR Adjustments	\$0	\$0			
Transfer to/fr Capital Reserve	\$0	\$0	\$0	\$0	\$0
Ending Balances	\$1,209,827.48	\$1,527,457.98	\$1,309,115.78	\$1,314,502.22	\$1,278,639.78
Total Purchase	1197.9	1065.7	522.3	1210.0	316.9
Total Usage	1131.2	1037.3	499.5	1137.4	359.8
Water Loss	6%	3%	4%	6%	-14%
Minimum Balance					
25%	\$713,883	\$722,747	\$621,835	\$892,022	\$636,902
10%	\$318,249	\$312,414	\$222,284	\$350,839	\$246,671

Acquisition&Replacement Fund	FY24 ADJ				
	FY21 ACTUAL	FY22 ACTUAL	FY23 ACTUAL	BUDGET	FY24 ACTUAL
Beginning Balances	\$1,598,871	\$1,238,915	\$1,200,462	\$1,301,121	\$1,301,121
Capital Sources of Funds					
Interest Earning	14,372.1	10,273.2	75,701.9	\$17,618	\$114,822
Capital Improvement Chrgs	540.0	540.0	695.0	\$1,300	\$1,390
Gain/Loss Capital Assets	-	-	-	\$0	\$0
Loan Proceeds	\$0	-	-	\$0	\$0
Depreciation Expense	\$104,049	104,187.5	104,148.2	\$103,684	\$277,877
Total - Capital Sources of Funds	\$118,961	\$115,001	\$180,545	\$122,602	\$394,089
Capital Uses of Funds					
Water System Improvement:					
System Improvement Maintenance	(0.0)	-	-	\$323,644	\$0
Reservoir Improvement	450,355.2	-	-	\$0	\$0
SCADA Improvement	-	-	-	\$0	\$0
General Improvement Maintenance	-	-	-	\$15,000	\$0
Total Water System Improvement	\$450,355	\$0	\$0	\$338,644	\$0
Water Construction Project:					
Connection bet. 2 Pressure Zone	-	-	-	\$0	-
1.74 MG Reservoir with piping within Zone 1924	28,562.3	153,453.5	79,887.0	\$0	-
Reservoir No. 3 Piping within Zone 1677	-	-	-	\$630,000	134,857.4
HighPressurePipeline fr HaciendaRd to Dappelgray	-	-	-	\$0	\$0
Total Water Construction Project	\$28,562	\$153,454	\$79,887	\$630,000	134,857.4
Other Equipment				40,000.0	-
Total - Capital Uses of Funds	\$478,918	\$153,454	\$79,887	\$1,008,644	\$134,857
Net Capital Fund	(\$359,956)	(\$38,453)	\$100,658	(\$886,042)	\$259,231
Transfer to/fr O&M / Rate Stabilization Fund	\$0	\$0	\$0	\$0	\$0
Prior Year CAFR Adjustments	\$0	\$0			
Ending Fund Balance	\$1,238,915	\$1,200,462	\$1,301,121	\$415,078	\$1,560,352

WATERWORKS DISTRICT #17-BELL CANYON							
CURRENT PERIOD ACTIVITIES TO AP13 FY24 ENDING 07/19/2024							
		ACTUAL	Adopted Budget	Adjusted Budget	Current	% of	
	DESCRIPTION	FY 23	FY 24	FY 24	Actual	Act/Adpt Bud	COMMENTS
EXPENDITURES							
1	System Maintenance Supplies & Contracts	114.5	101.5	101.5	153.7	151%	
2	General Maint Supplies	86.9	20.5	20.5	153.7	750%	
3	PR #1 Sump Pump	0.0	10.0	10.0	0.0	0%	
4	Reservoir Sampling Ports	0.0	10.0	10.0	0.0	0%	
5	CLA Valve Maintenance	0.0	10.0	10.0	0.0	0%	
6	Pipe Materials	11.1	30.0	30.0	0.0	0%	
10	Adjust Valve Stacks	0.0	10.0	10.0	0.0	0%	
11	Utility Billing System Maintenance	0.0	1.0	1.0	0.0	0%	
12	SCADA	0.2	0.0	0.0	0.0		SCADA Integrating & Troubleshooting
13	Emergency Repairs	16.3	10.0	10.0	0.0	0%	
14	Improvement Maintenance	1.8	40.0	40.0	2.2	5%	
15	Equipment	0.0	8.0	8.0	0.0	0%	AMI Zone Meter
16	Indirect Cost Recovery	11.9	17.1	17.1	17.1	100%	
17	Misc. Expense	38.2	39.3	39.3	40.0	102%	
18	Other Prof. & Spec. Svcs	3.4	10.0	10.0	3.4	34%	purchasing chgs, equipmental rental
19	Engineering And Technical Surveys	0.0	44.0	44.0	0.0	0%	
20	State Permit/Fees	0.0	2.5	2.5	0.0	0%	Reservoir Inspection, Pressure maps
21	O&M Labor	311.1	559.1	559.1	308.5	55%	
22	Management And Admin Survey ISF	155.1	169.0	169.0	134.3	79%	
23	Water Analysis	5.1	5.0	5.1	7.9	159%	Dept. of Health & Safety fees
24	Cross Connection Fees	0.0	2.5	2.5	0.0	0%	
25	Water Purchases	1,588.0	2,400.6	2,400.6	1,583.0	66%	
26	Water System Power	4.8	5.0	5.0	6.4	127%	
27	Depreciation Expense	104.1	103.7	103.7	277.9	268%	
28	Contribution to other Funds	7.7	23.7	23.7	5.4	23%	
29	Meter Purchase	15.5	37.0	37.0	7.8	21%	
30	Conservation Program	0.0	0.0	0.0	0.0		
31	Contingencies	0.0	0.0	0.0	0.0		
32	TOTAL EXPENDITURES	2,361.3	3,568.0	3,568.1	2,547.6		
REVENUES							
34	Interest Earning	0.0	0.0	0.0	0.0		
36	Special Assessment	7.9	7.2	7.2	8.1	112%	
37	Line Extension/Permit Fees	1.5	1.7	1.7	5.7	336%	
38	Meter Sales And Install Fee	2.7	2.5	2.5	2.3	92%	
39	Other Revenue-Misc	34.1	53.6	53.6	34.3	64%	
40	Water Sales	2,222.8	3,508.4	3,508.4	2,466.7	70%	
42	TOTAL REVENUES	2,269.0	3,573.5	3,573.5	2,517.1		
43	RESULT OF OPERATION	(92.3)	5.4	5.4	(30.5)		
44	O&M Fund Balance Reserve:						
45	Beginning Fund Balance	1,527.46	\$1,309.12	\$1,309.12	\$1,309.12		
46	CAFR Adjustments/FY212312-Purchases	(126.07)			\$0.00		
47	Net of Operation	(92.27)	5.44	5.39	(30.48)		
48	O&M Fund Balance Reserve:	1,309.12	\$1,314.56	\$1,314.51	\$1,278.65		
49	Required O&M Fund Reserve: 25% of Exp.	\$590.32	\$892.01	\$892.02	\$636.90		
50	O&M FBR vs Required Reserve	ok	ok		ok		

WATERWORKS DISTRICT #17-BELL CANYON							
CURRENT PERIOD ACTIVITIES TO AP13 FY24 ENDING 07/19/2024							
	A	B		C	D	E	F
	ACTUAL	ADOPTED BUDGET	ADJUSTED BUDGET	CURRENT PERIOD FY 24			% of
DESCRIPTION	FY 23	FY 24	FY 24	EXP/REV	ENC	TOTAL	Act/Bud
1 NON CAPITALIZED EXPENDITURES:							
2 General Improvement Maintenance	0.0	15.0	15.0	0.0	0.0	0.0	0.0%
3 Reservoir Safety Improvement	0.0	0.0	0.0	0.0	0.0	0.0	
4 SCADA Improvement	0.0	0.0	0.0	0.0	0.0	0.0	
5 Sub-Total Non Capitalized Expenditures	0.0	15.0	15.0	0.0	0.0	0.0	
6 WATER SYSTEM IMPROVEMENT:							
7 General System Improvements	0.0	0.0	100.0	0.0	0.0	0.0	0.0%
9 Resv. No. 2 - Floor Repair, Re-Line, & Coat 2MG tank	0.0	0.0	0.0	0.0	0.0	0.0	
System Improvement Maintenance	0.0	100.0	223.6	0.0	0.0	0.0	0.0%
SCADA "Hop" Tower	0.0	0.0	0.0	0.0	0.0	0.0	
10 Sub-Total Water System Improvement	0.0	100.0	100.0	0.0	0.0	0.0	
11 WATER CONSTRUCTION PROJECT							
13 1.74 MG Reservoir with piping within Zone 1924	79.9	0.0	0.0	0.0	0.0	0.0	
15 Reservoir No. 3 Piping within Zone 1677	0.0	630.0	630.0	134.9	136.5	271.4	
16 Other Equipment	0.0	40.0	40.0	0.0	0.0	0.0	0.0%
17 Sub-Total Water Water Construcrtion Project	79.9	670.0	670.0	134.9	136.5	271.4	40.5%
18 Total Expenditures	79.9	785.0	785.0	134.9	136.5	271.4	
19 REVENUES							
20 Interest Earning	75.7	17.6	17.6	114.8	0.0	114.8	651.7%
21 Capital Improvement Chrgs	0.7	1.3	1.3	1.4	0.0	1.4	106.9%
Loan Proceeds	0.0	0.0	0.0	0.0	0.0	0.0	
22 Total Revenues	76.4	18.9	18.9	116.2	0.0	116.2	614.3%
23 Net Capital Fund	(3.5)	(766.1)	(766.1)	(18.6)	(136.5)	(155.2)	
24 Beginning Capital Fund Balance	1,200.5	1,301.2	1,301.2	1,301.2		1,301.2	
25							
26 Depreciation Expense	104.1	103.7	103.7	277.9		277.9	
27 Ending Capital Fund Balance Reserve	1,301.2	638.8	638.8	1,560.4		1,423.9	
28							
29							
30	SUMMARY OF CAPITAL FUND BALANCE			Capital	Funded	Total	
31				Acq Fund	Depr Fund	Cap Fund	
32		Beginning Fund Balance		57.9	1,151.8	1,301.2	
33		Revenue & Depreciation		116.2	277.9	394.1	
34		Expenditure & Encumbrances		136.5	(271.4)	(134.9)	
35		Ending Fund Balance		310.6	1,158.3	1,560.4	

5. DISTRICT STAFF REPORT

B. CAPITAL PROJECTS – The Capital Project Status Report provides regular reporting on the status of active capital projects within the District.

September 2024

ACTIVE CAPITAL PROJECTS REPORT - WATER AND SANITATION DEPARTMENT

Project Name	Project Manager	Phase	Phase % Complete	Proposed Funding	Remarks
Bell Canyon Reservoir No. 3	H. Arredondo	Design	15	Capital Funds	Padre completed biological survey. Geotech Engineer completed field surface and subsurface investigations. Geotech is working on compiling field data for preparing draft Geotech report. Working to modify AECOM design contract for completing 30% design.
Bell Canyon Creek Crossing Pipeline Replacement	H. Arredondo	Planning	15	Capital Funds	Land survey complete. Remaining scope on HOLD pending design outcome of Reservoir 3.

5. DISTRICT STAFF REPORT

C. WATER QUALITY REPORT – A report regarding water quality complaints, if any, received by the District since the previous CAC meeting and how these complaints were resolved.

D. WATER SUPPLY CONDITIONS – An update on water supply conditions within the District, Southern California, and throughout the State.

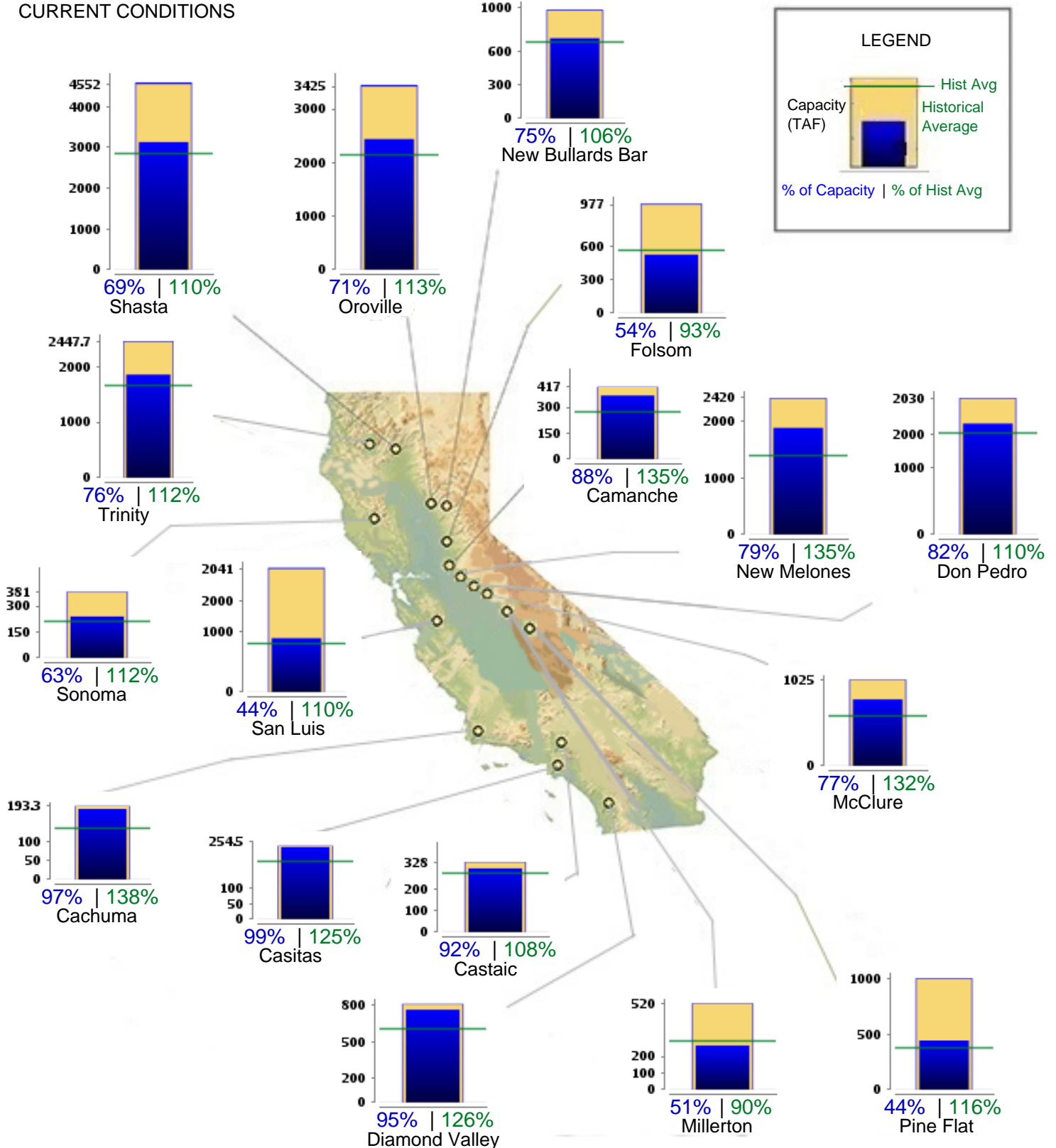


CURRENT RESERVOIR CONDITIONS

CALIFORNIA MAJOR WATER SUPPLY RESERVOIRS

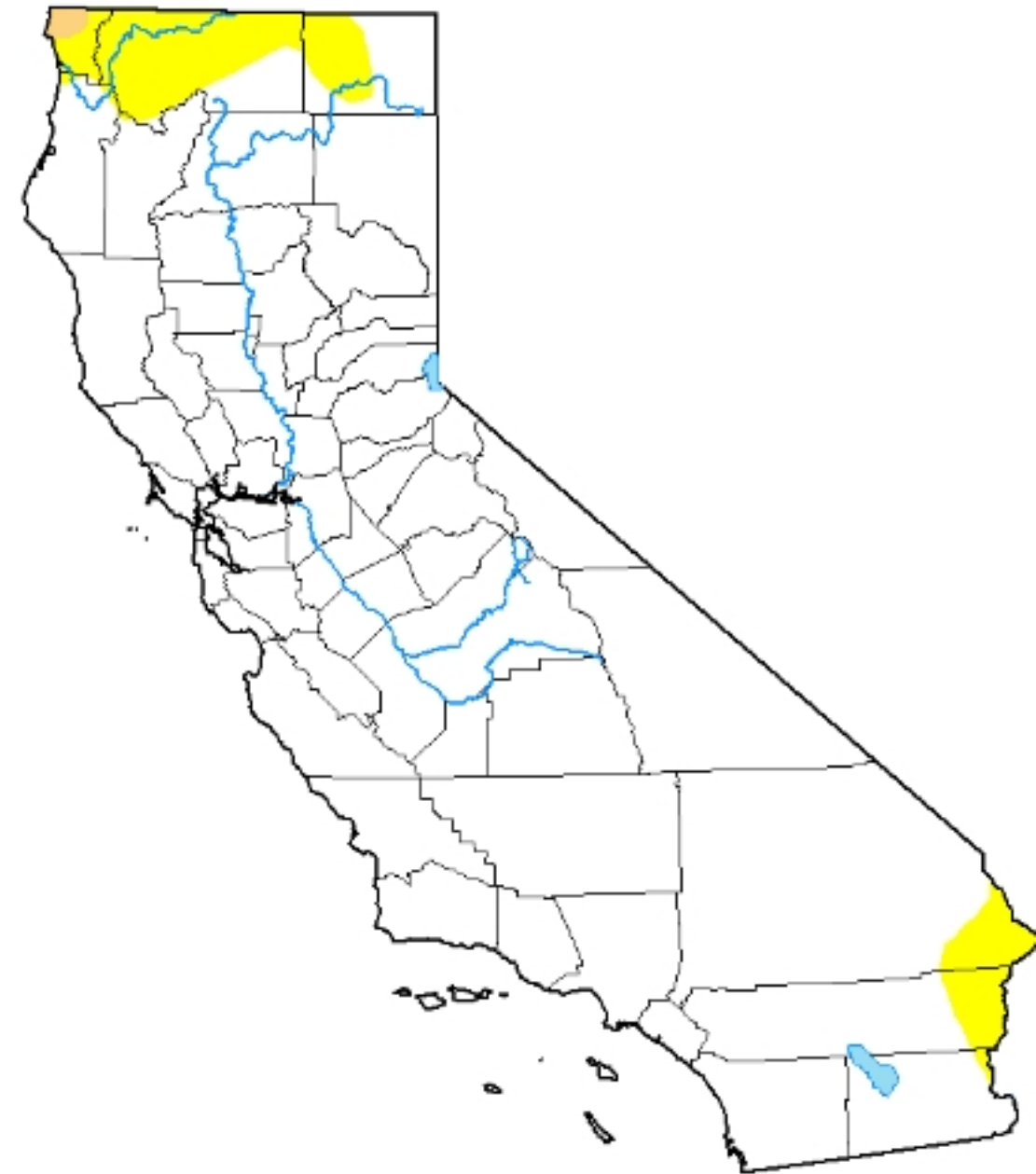
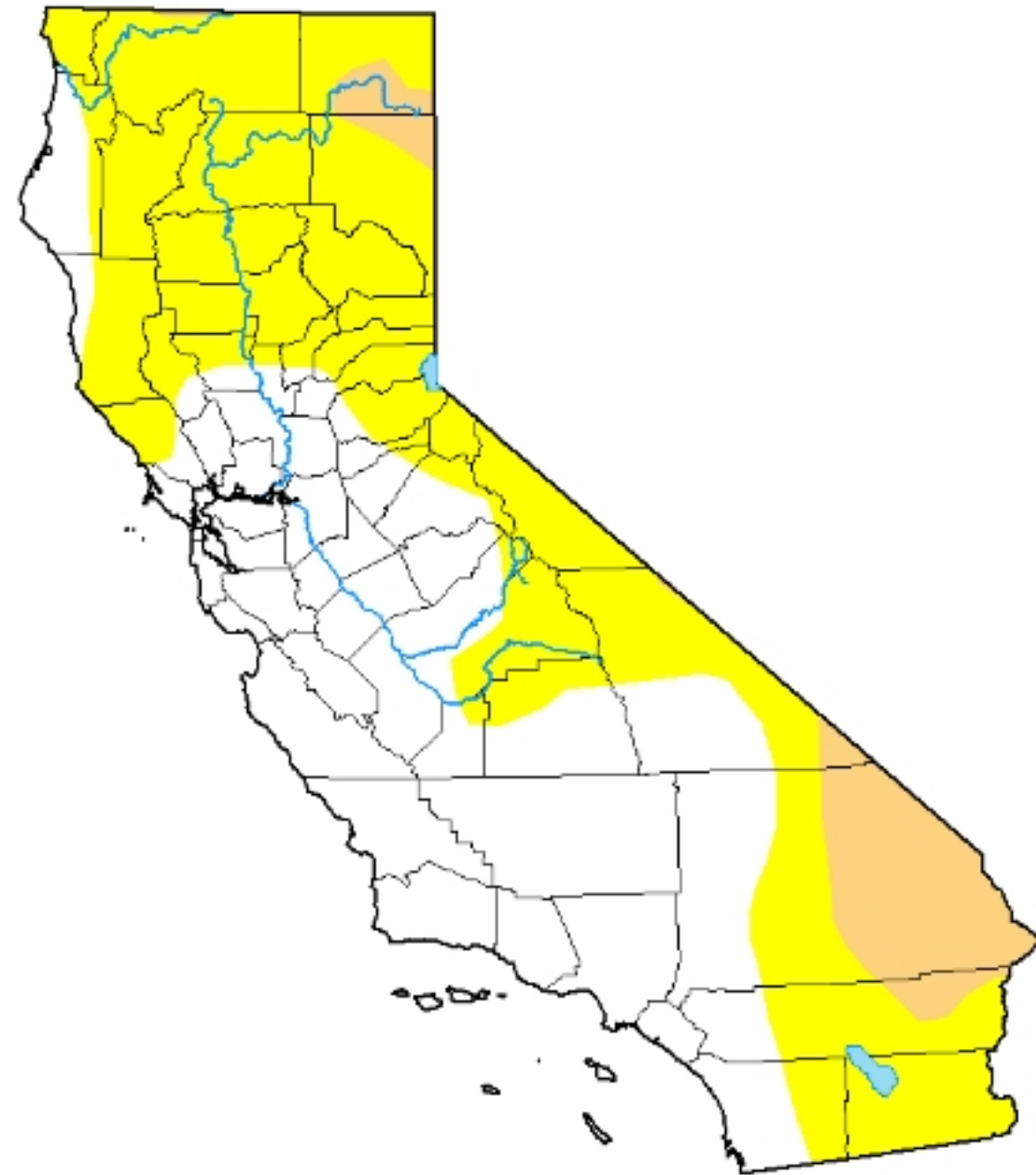
Midnight - August 21, 2024

CURRENT CONDITIONS



Drought Classification

- None
- D0 (Abnormally Dry)
- D1 (Moderate Drought)
- D2 (Severe Drought)
- D3 (Extreme Drought)
- D4 (Exceptional Drought)
- No Data



< September 3, 2024 > ⌵ ⌴

< September 5, 2023 > ⌵ ⌴

5. **DISTRICT STAFF REPORT**

E. CALLEGUAS MUNICIPAL WATER DISTRICT/
METROPOLITAN WATER DISTRICT OF
SOUTHERN CALIFORNIA UPDATE – An update on
decisions and rulings by these agencies which
may impact the District.

5. **DISTRICT STAFF REPORT**

F. UPDATE ON AVENUES OF PUBLIC OUTREACH –
How the District is reaching out to its customers concerning water conservation.

G. BOARD LETTER TRACKER - UPDATE ON VENTURA COUNTY BOARD OF SUPERVISORS AGENDA ITEMS RELATED TO THE DISTRICT – A status report on what items District staff has recently presented, or may be presented, before the Ventura County Board of Supervisors.

9/24/2024 Rules and Regulations

10/8/2024 Bell Canyon Reservoir #3 and
Pipeline

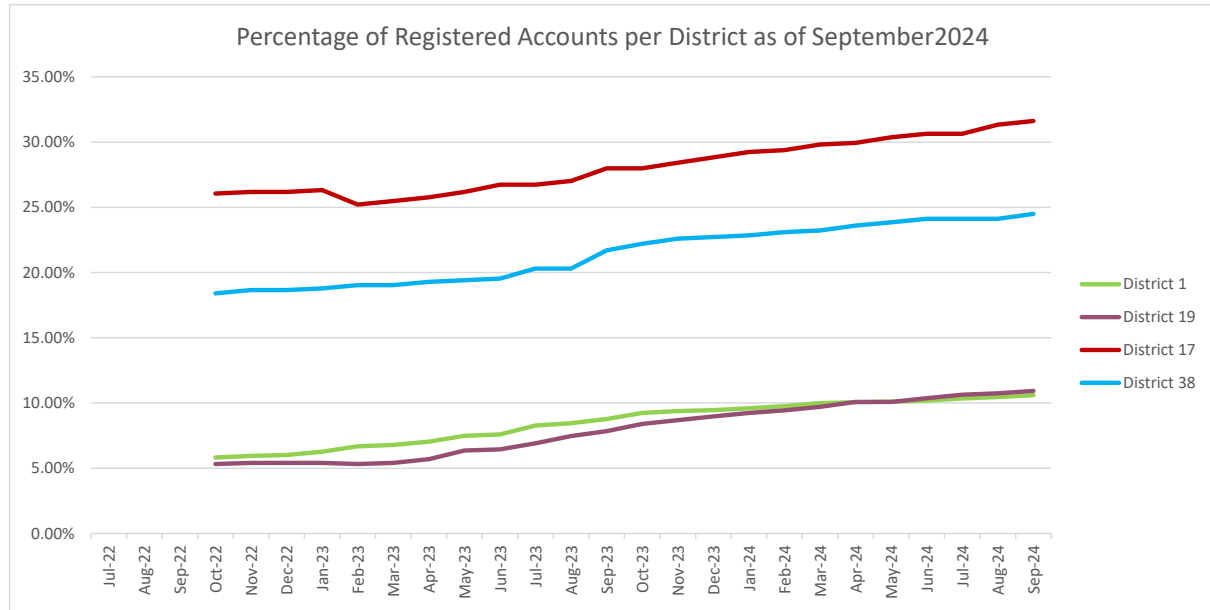
5. DISTRICT STAFF REPORT

H. UPDATE ON ADVANCED METERING INFRASTRUCTURE (AMI) IMPLEMENTATION –

The AMI project is an integrated system of smart meters, communications networks, and data management systems that enables two-way communication between utilities and customers which is being implemented within the District.

Total Accounts per district			
District 1	District 19	District 17	District 38
11013	1071	718	788

Month	District 1	District 19	District 17	District 38
Jan-24	9.60%	9.24%	29.25%	22.84%
Feb-24	9.76%	9.43%	29.39%	23.10%
Mar-24	9.99%	9.71%	29.81%	23.22%
Apr-24	10.07%	10.08%	29.94%	23.60%
May-24	10.11%	10.08%	30.36%	23.86%
Jun-24	10.19%	10.36%	30.64%	24.11%
Jul-24	10.34%	10.64%	30.64%	24.11%
Aug-24	10.46%	10.74%	31.34%	24.11%
Sep-24	10.60%	10.92%	31.62%	24.49%
Oct-22	5.82%	5.32%	26.04%	18.40%
Nov-22	5.94%	5.42%	26.18%	18.65%
Dec-22	6.01%	5.42%	26.18%	18.65%
Jan-23	6.27%	5.42%	26.32%	18.78%
Feb-23	6.67%	5.32%	25.21%	19.04%
Mar-23	6.78%	5.42%	25.49%	19.04%
Apr-23	7.03%	5.70%	25.77%	19.29%
May-23	7.48%	6.35%	26.18%	19.42%
Jun-23	7.60%	6.44%	26.74%	19.54%
Jul-23	8.26%	6.91%	26.74%	20.30%
Aug-23	8.45%	7.47%	27.02%	20.30%
Sep-23	8.77%	7.84%	27.99%	21.70%
Oct-23	9.24%	8.40%	27.99%	22.21%
Nov-23	9.38%	8.68%	28.41%	22.59%
Dec-23	9.46%	8.96%	28.83%	22.72%



6. COMMITTEE MEMBERS' COMMENTS/FUTURE AGENDA ITEMS

7. ADJOURNMENT

*The next regularly scheduled District 17 CAC meeting will be held on November 19, 2024.