

May 14, 2024

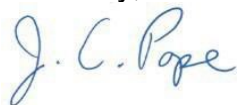
**NOTICE OF A MEETING OF
VENTURA COUNTY WATERWORKS DISTRICT NO. 17
BELL CANYON CITIZENS' ADVISORY COMMITTEE**

NOTICE IS HEREBY GIVEN that a meeting of the Ventura County Waterworks District No. 17 Citizens' Advisory Committee will be held **Tuesday, May 21, 2024**, from 7:00 p.m. to adjournment at the **Bell Canyon Homeowner's Association, 30 Hackamore Lane, Bell Canyon, California.**

Members of the public are also invited to attend the meeting via Zoom. To electronically join the meeting please follow the provided steps – At the specific time (7:00 p.m.) dial the number (669) 900-6833, when prompted enter the meeting ID 470 052 7072. You can also join the meeting by visiting this link - **Join Zoom Meeting**
<https://us06web.zoom.us/j/4700527072>

Advisory Committee Members: Please contact the District Office by telephone at (805- 378-3005), or by email at wspc@ventura.org, no later than May 17, 2024 if you are unable to participate in the meeting.

Sincerely,



Joseph C. Pope, P.E.
Director
Water and Sanitation



AGENDA OF THE MEETING

1. CALL TO ORDER
2. APPROVAL OF THE MINUTES OF THE March 19, 2024 MEETING.
3. PUBLIC COMMENTS
Members of the public may address the Citizens' Advisory Committee (CAC) on items of interest to the public that are within the subject matter jurisdiction of the Committee, but do not appear on the agenda. With respect to agenda items, the public will be given an opportunity to address the Committee when the item is reached in the meeting.
4. DISTRICT STAFF REPORT
 - A. BUDGET AND FINANCIAL REVIEW - An update on the budget and financial status of the District.
 - B. CAPITAL PROJECTS – The Capital Project Status Report provides regular reporting on the status of active capital projects within the District.
 - C. WATER QUALITY REPORT – A report regarding water quality complaints, if any, received by the District since the previous CAC meeting and how these complaints were resolved.
 - D. WATER SUPPLY CONDITIONS – An update on water supply conditions within the District, Southern California, and throughout the State.
 - E. CALLEGUAS MUNICIPAL WATER DISTRICT / METROPOLITAN WATER DISTRICT OF SOUTHERN CALIFORNIA UPDATE – An update on decisions and rulings by these agencies which may impact the District.
 - F. UPDATE ON AVENUES OF PUBLIC OUTREACH – How the District is reaching out to its customers concerning water conservation.
 - G. BOARD LETTER TRACKER - UPDATE ON VENTURA COUNTY BOARD OF SUPERVISORS AGENDA ITEMS RELATED TO THE DISTRICT – A status report on what items District staff has recently presented, or may be presented, before the Ventura County Board of Supervisors.

- H. UPDATE ON ADVANCED METERING INFRASTRUCTURE (AMI) IMPLEMENTATION - The AMI project is an integrated system of smart meters, communications networks, and data management systems that enables two-way communication between utilities and customers which is being implement within the District.
- 5. DIRECTOR'S INFORMATIONAL ITEMS - Provides the opportunity for the Director to present items that are not within the subject matter of the District's Staff Report.
 - A. HOA / Equestrian Center Water Usage
 - B. O&M Quarterly Report
- 6. COMMITTEE MEMBERS' COMMENTS/FUTURE AGENDA ITEMS
- 7. ADJOURNMENT

*The next regularly scheduled District 17 CAC meeting will be held on July 16, 2024.

****NOTICES:** The following information is provided to help you understand, follow, and participate in the Board meeting: Public Comments – Public comment is the opportunity for members of the public to participate in meetings by addressing the Citizens Advisory Committee in connection with one or more agenda or non-agenda items.

- **If you wish to make a comment on a specific agenda item, please sign on to Zoom and you will be given an opportunity to be heard. If you prefer to submit your comment in writing, submit your comment via email by 5:00 p.m. on the day prior to the Committee meeting. Please submit your comment to WSPC@ventura.org. Please indicate in the Subject Line, the Agenda item number (e.g., Item No. 3A). Your email will be read by the Water and Sanitation Director and placed into the record.**
- **If you are watching the live stream of the Committee meeting and would like to make a general public comment for items not on the day's agenda or to comment on a specific agenda item as it is being heard, please submit sign on to Zoom and you will be given an opportunity to be heard. If you prefer to submit your comment in writing, submit your comment to WSPC@ventura.org. Please indicate in the Subject Line, the Agenda item number (e.g., Item No. 3A). Every effort will be made to read your comment into the record, but some comments may not be read due to time limitations. Comments received after an agenda item will be made part of the record if received prior to the end of the meeting.**

IN COMPLIANCE WITH THE AMERICANS WITH DISABILITIES ACT, IF YOU NEED SPECIAL ASSISTANCETO PARTICIPATE IN THIS MEETING, PLEASE CONTACT (805) 378-3005. REASONABLE ADVANCE NOTIFICATION OF THE NEED FOR ACCOMODATION PRIOR TO THE MEETING (48 HOURS ADVANCE NOTICE IS PREFERABLE) WILL ENABLE US TO MAKE REASONABLE ARRANGEMENTS TO ENSURE ACCESSIBILITY TO THIS MEETING.

DRAFT

**CITIZENS' ADVISORY COMMITTEE
VENTURA COUNTY WATERWORKS DISTRICT NO. 17
MINUTES OF THE March 19, 2024**

COMMITTEE MEMBERS IN ATTENDANCE: Ronald Marks, Christopher Shubeck
Neil Sokoler, Greg McHugh
Steven Price-Zoom

COMMITTEE MEMBERS ABSENT: None

COMMITTEE MEMBER VACANCY: None

STAFF: Joseph Pope, Director Water & Sanitation
Scott Meckstroth, O&M Deputy Director-Zoom
Homer Arredondo, Engineering Manager-Zoom
June Kim, Engineering Manager

GUESTS: None

* * *

1. CALL TO ORDER - The Meeting was called to order at 7:02 PM.
2. Approval of the Minutes of January 16, 2024, Meeting. All Members present approved the minutes (excluding Steven-Zoom).
3. PUBLIC COMMENT
 - o None
4. DISTRICT STAFF REPORT
 - A. BUDGET AND FINANCIAL REVIEW
 - o Financial Review through the end of January 31 FY24. Tracking a little low for water usage.
 - o -14% water loss, lag between when we get billed and reported.
 - o Projecting 2.374 will come down depending on how much we spend on Capital. Total Water System Improvement. 630K Budgeted. Spent 104K and Projected \$344K, but not sure we will attain the Capital spend.
 - B. CAPITAL PROJECTS
 - o June Kim is back from Roads Department.
 - o Reservoir No. 3 Geotech is continuing to their analysis and all their work. We have a contract modification to finalize, net change \$20,000 on their contract. 7% increase. We will proceed with design portion after staff is back up.
 - o Bell Canyon Creek Crossing Pipeline Replacement. Tied to the Reservoir 3. Weakness in the system is causing us to make the replacement. Making it more reliable.
 - C. WATER QUALITY REPORT

Minutes of the Ventura County Waterworks District No. 17
Citizens' Advisory Committee Meeting
Ventura County Water and Sanitation
Minutes of the March 19, 2024

- None
- D. WATER SUPPLY CONDITIONS
 - State water project looking really good. Snow pack is average.
- E. CALLEGUAS MUNICIPAL WATER DISTRICT/METROPOLITAN WATER DISTRICT OF SOUTHERN CALIFORNIA UPDATE
 - We received a notice from Metropolitan that their sales are very low, and still have infrastructures to maintain. They have dipped pretty far into their reserves. It is now affecting their bond rating. They are talking about 17% increase for next year (not set in stone). Not including anything Calleguas would do. Met rate is currently 85% of the Calleguas rate for Bell Canyon. Basically a \$30 tax for an average property assessment as well.
- F. UPDATE ON AVENUES OF PUBLIC OUTREACH
 - We have been sending out flyers re: Calleguas Landscaping Information Program.
- G. BOARD LETTER TRACKER-UPDATE ON VENTURA COUNTY BOARD OF SUPERVISORS AGENDA ITEMS RELATED TO THE DISTRICT
 - None
- H. UPDATE ON ADVANCED METERING INFRASTRUCTURE (AMI) IMPLEMENTATION
 - Almost 30% of account holders on AMI
- 5. DIRECTOR'S INFORMATION ITEMS
 - A. HOA/EQUESTRIAN CENTER WATER USAGE
 - HOA and Equestrian usage
 - B. O&M Report-2 Quarters
 - 9 fire flow test, 1 airvac replaced, 1 angle meter stop, 1 fire hydrant, 1 service leak, 2 valve replacements and 35 end-of-line flushings.
 - Summary of water use from 1993-2023 explained
 - Customer Service and Meter Readings. Account activity, Customer service orders and line locations charges.
 - C. ACH Auto Pay
 - Fee for auto pay is 75 cents. ACH handling our payment system is charging the fee, which will be passed on.
- 6. ADJOURNMENT – The meeting adjourned at 7:49 PM
Next Meeting May 21, 2024.

3. **PUBLIC COMMENTS**

Members of the public may address the Citizens' Advisory Committee (CAC) on items of interest to the public that are within the subject matter jurisdiction of the Committee, but do not appear on the agenda. With respect to agenda items, the public will be given an opportunity to address the Committee when the item is reached in the meeting.

4. **DISTRICT STAFF REPORT**

A. BUDGET AND FINANCIAL REVIEW - An update on the budget and financial status of the District.

CURRENT PERIOD ACTIVITIES TO AP09 FY24 ENDING 03/31/2024					
	FY22 ACTUAL	FY23 ACTUAL	FY24 ADJ BUDGET	FY24 ACTUAL	FY24 YR-END PRJ
Total Beginning Balances	\$2,448,743	\$2,727,920	\$2,610,242	\$2,610,242	\$2,610,242
Total Ending Balances	\$2,727,920	\$2,610,242	\$1,729,586	\$2,713,439	\$2,088,789
Total Proposed Targets	\$1,035,161	\$844,118	\$1,242,861	\$551,296	\$1,075,175
Alert	ok	ok	ok	ok	ok
O&M/ Rate Stab Fund	FY22 ACTUAL	FY23 ACTUAL	FY24 ADJ BUDGET	FY24 ACTUAL	FY24 YR-END PRJ
Beginning Balances	\$1,209,827	\$1,527,458	\$1,309,121	\$1,309,121	\$1,309,121
O&M Revenue					
Interest Earning	-	-	\$0.0	\$0	-
State Aid for Disaster	14,375.5	-	\$0.0	\$0	-
Special Assessment	6,098.8	7,901	\$7,234.8	\$4,859	6,934.76
Line Extension/Permit Fees	1,770.7	1,505.0	\$1,700.0	\$3,780	1,700.00
Meter Sales And Install Fee	2,306.0	2,665.0	\$2,500.0	\$2,294	2,500.00
Other Revenue-Misc	59,932.9	34,083.4	\$53,645.2	\$24,367	35,584.00
Water Sales	3,124,135.3	2,222,843.5	\$3,508,393.6	\$1,628,048	2,803,801.76
Gain/Loss Capital Assets	-	-	\$0.0	\$0	-
CAFR Adjustments			\$0.0		
Total - O&M Revenue	3,208,619.2	2,268,997.5	\$3,573,474	\$1,663,347.2	\$2,850,521
O&M Expenditure					
System Maintenance Supplies & Contracts	57,150.5	114,533.0	\$101,500	\$130,071	\$157,856
Improvement Maintenance	439.5	1,801.8	\$40,000	\$1,121	\$40,000
Buildings And Improvements Maintenance	-	-	\$0	\$0	\$0
Equipment	-	-	\$8,000	\$0	\$8,000
Indirect Cost Recovery	8,952.0	11,854.0	\$17,141	\$8,571	\$17,141
Misc. Expense	56,535.9	38,215.2	\$39,296	\$17,933	30,703
Other Prof. & Spec. Svcs	7,730.7	3,403.5	\$10,000	\$1,069	\$10,000
State Permit/Fees	6,100.0	-	\$2,500	\$0	2,500
O&M Labor	347,586.7	311,135.0	\$559,100	\$213,134	\$553,148
Management And Admin Survey ISF	135,900.0	155,100.0	\$169,000	\$126,750	\$134,330
Engineering And Technical Surveys	-	-	\$44,000	\$0	\$44,000
Water Analysis	1,652.1	5,078.3	\$5,050	\$4,046	\$7,046
Cross Connection Fees	100.0	-	\$2,500	\$0	\$2,500
Water Purchases	2,116,530.4	1,588,017.4	\$2,400,616	\$942,016	2,007,570
Water System Power	3,724.7	4,753.8	\$5,000	\$3,522	\$5,000
Depreciation Expense	104,187.5	104,148.2	\$103,684	\$78,054	\$103,684
Contribution to other Funds	7,429.2	7,739.7	\$23,700	\$2,438	\$23,700
Meter Purchase	36,969.5	15,488.8	\$37,000	\$25,239	32,000
Conservation Program	-	-	\$0	\$0	-
Contingencies	-	-	\$0	\$0	\$0
CAFR Adjustment	-	126,065.3	\$0		
Total - O&M Expenditure	\$2,890,989	\$2,487,334	\$3,568,087	\$1,553,964	\$3,179,178
Result of Operation	\$317,631	(\$218,337)	\$5,386	\$109,384	(\$328,657)
CAFR Adjustments	\$0				\$0
Transfer to/fr Capital Reserve	\$0	\$0	\$0	\$0	\$0
Ending Balances	\$1,527,457.98	\$1,309,121.48	\$1,314,507.92	\$1,418,505.18	\$980,464.24
Total Purchase	1065.7	522.3	1210.0	316.9	967.7
Total Usage	1037.3	499.5	1137.4	359.8	917.2
Water Loss	3%	4%	6%	-14%	5%
Minimum Balance					
25%	\$722,747	\$621,834	\$892,022	\$388,491	\$794,794
10%	\$312,414	\$222,284	\$350,839	\$162,805	\$280,380

Acquisition&Replacement Fund	FY22 ACTUAL	FY23 ACTUAL	FY24 ADJ BUDGET	FY24 ACTUAL	FY24 YR-END PRJ
Beginning Balances	\$1,238,915	\$1,200,462	\$1,301,121	\$1,301,121	\$1,301,121
Capital Sources of Funds					
Interest Earning	10,273.2	75,701.9	\$17,618	\$25,069	\$107,628
Capital Improvement Chrgs	540.0	695.0	\$1,300	\$1,390	1,300
Gain/Loss Capital Assets	-	-	\$0	\$0	-
Loan Proceeds	-	-	\$0	\$0	-
Depreciation Expense	104,187.5	104,148.2	\$103,684	\$78,054	\$103,684
Total - Capital Sources of Funds	\$115,001	\$180,545	\$122,602	\$104,513	\$212,612
Capital Uses of Funds					
Water System Improvement:					
System Improvement Maintenance	-	-	\$323,644	(\$0)	100,000
Reservoir Improvement	-	-	\$0	\$0	-
SCADA Improvement	-	-	\$0	\$0	-
General Improvement Maintenance	-	-	\$15,000	\$0	\$15,000
Total Water System Improvement	\$0	\$0	\$338,644	(\$0)	\$115,000
Water Construction Project:					
Connection bet. 2 Pressure Zone	-	-	\$0	-	\$0
1.74 MG Reservoir with piping within Zone 1924	153,453.5	79,887.0	\$0	-	\$0
Reservoir No. 3 Piping within Zone 1677			\$630,000	110,699.3	\$250,408
HighPressurePipeline fr HaciendaRd to Dappelgray	-	-	\$0	\$0	\$0
Total Water Construction Project	\$153,454	\$79,887	\$630,000	110,699.3	\$250,408
Other Equipment			40,000.0	-	40,000.0
Total - Capital Uses of Funds	\$153,454	\$79,887	\$1,008,644	\$110,699	\$405,408
Net Capital Fund	(\$38,453)	\$100,658	(\$886,042)	(\$6,187)	(\$192,796)
Transfer to/fr O&M / Rate Stabilization Fund	\$0	\$0	\$0	\$0	\$0
Prior Year CAFR Adjustments	\$0				
Ending Fund Balance	\$1,200,462	\$1,301,121	\$415,078	\$1,294,934	\$1,108,324

WATERWORKS DISTRICT #17-BELL CANYON								
CURRENT PERIOD ACTIVITIES TO AP09 FY24 ENDING 03/31/20								
	A	B		C	D	E	F	H
	ACTUAL	ADOPTED BUDGET	ADJUSTED BUDGET	CURRENT PERIOD FY 23			% of	Yr-End Projection
DESCRIPTION	FY 23	FY 24	FY 24	EXP/REV	ENC	TOTAL	Act/Bud	6/30/2024
1 NON CAPITALIZED EXPENDITURES:								
2 General Improvement Maintenance	0.0	15.0	15.0	0.0	0.0	0.0	0.0%	15.0
3 Reservoir Safety Improvement	0.0	0.0	0.0	0.0	0.0	0.0		0.0
4 SCADA Improvement	0.0	0.0	0.0	0.0	0.0	0.0		0.0
5 Sub-Total Non Capitalized Expenditures	0.0	15.0	15.0	0.0	0.0	0.0		15.0
6 WATER SYSTEM IMPROVEMENT:								
7 General System Improvements	0.0	0.0	100.0	0.0	0.0	0.0	0.0%	100.0
9 Resv. No. 2 - Floor Repair, Re-Line, & Coat 2MG tank	0.0	0.0	0.0	0.0	0.0	0.0		0.0
System Improvement Maintenance	0.0	100.0	223.6	(0.0)	0.0	(0.0)	0.0%	0.0
SCADA "Hop" Tower	0.0	0.0	0.0	0.0	0.0	0.0		0.0
10 Sub-Total Water System Improvement	0.0	100.0	100.0	(0.0)	0.0	(0.0)		100.0
11 WATER CONSTRUCTION PROJECT								
13 1.74 MG Reservoir with piping within Zone 1924	79.9	0.0	0.0	0.0	0.0	0.0		0.0
15 Reservoir No. 3 Piping within Zone 1677	0.0	630.0	630.0	110.7	139.7	250.4		250.4
16 Other Equipment	0.0	40.0	40.0	0.0	0.0	0.0	0.0%	40.0
17 Sub-Total Water Water Construcrion Project	79.9	670.0	670.0	110.7	139.7	250.4	37.4%	290.4
18 Total Expenditures	79.9	785.0	785.0	110.7	139.7	250.4		405.4
19 REVENUES								
20 Interest Earning	75.7	17.6	17.6	25.1	0.0	25.1	142.3%	107.6
21 Capital Improvement Chrgs	0.7	1.3	1.3	1.4	0.0	1.4	106.9%	1.3
Loan Proceeds	0.0	0.0	0.0	0.0	0.0	0.0		0.0
22 Total Revenues	76.4	18.9	18.9	26.5	0.0	26.5	139.9%	108.9
23 Net Capital Fund	(3.5)	(766.1)	(766.1)	(84.2)	(139.7)	(223.9)		(296.5)
24 Beginning Capital Fund Balance	1,200.5	1,301.2	1,301.2	1,301.2		1,301.2		1,301.2
25								
26 Depreciation Expense	104.1	103.7	103.7	78.1		78.1		103.7
27 Ending Capital Fund Balance Reserve	1,301.2	638.8	638.8	1,295.0		1,155.3		1,108.4
28								
29								
30 SUMMARY OF CAPITAL FUND BALANCE				Capital	Funded	Total		
31				Acq Fund	Depr Fund	Cap Fund		
32				Beginning Fund Balance	57.9	1,151.8	1,301.2	
33				Revenue & Depreciation	108.9	103.7	212.6	
34				Expenditure & Encumbrances	(115.0)	(290.4)	(405.4)	
35				Ending Fund Balance	51.8	965.0	1,108.4	

	WATERWORKS DISTRICT #17-BELL CANYON							
	CURRENT PERIOD ACTIVITIES TO AP09 FY24 ENDING 03/31/2024							
		ACTUAL	Adopted Budget	Adjusted Budget	Current	% of	Yr-End Projection	
	DESCRIPTION	FY 23	FY 24	FY 24	Actual	Act/Adpt Bud	6/30/2024	COMMENTS
	EXPENDITURES							
1	System Maintenance Supplies & Contracts	114.5	101.5	101.5	130.1	128%	157.9	
2	General Maint Supplies	86.9	20.5	20.5	130.1	634%	29.2	
3	PR #1 Sump Pump	0.0	10.0	10.0	0.0	0%	0.0	
4	Reservoir Sampling Ports	0.0	10.0	10.0	0.0	0%	0.0	
5	CLA Valve Maintenance	0.0	10.0	10.0	0.0	0%	0.0	
6	Pipe Materials	11.1	30.0	30.0	0.0	0%	31.0	
10	Adjust Valve Stacks	0.0	10.0	10.0	0.0	0%	0.0	
11	Utility Billing System Maintenance	0.0	1.0	1.0	0.0	0%	0.0	
12	SCADA	0.2	0.0	0.0	0.0		3.0	SCADA Integrating & Troubleshooting
13	Emergency Repairs	16.3	10.0	10.0	0.0	0%	94.7	
14	Improvement Maintenance	1.8	40.0	40.0	1.1	3%	40.0	
15	Equipment	0.0	8.0	8.0	0.0	0%	8.0	ami Zone Meter
16	Indirect Cost Recovery	11.9	17.1	17.1	8.6	50%	17.1	County Counsel
17	Misc. Expense	38.2	39.3	39.3	17.9	46%	30.7	
18	Other Prof. & Spec. Svcs	3.4	10.0	10.0	1.1	11%	10.0	purchasing chgs, equipmental rental
19	Engineering And Technical Surveys	0.0	44.0	44.0	0.0	0%	44.0	
20	State Permit/Fees	0.0	2.5	2.5	0.0	0%	2.5	Reservoir Inspection, Pressure maps
21	O&M Labor	311.1	559.1	559.1	213.1	38%	553.15	
22	Management And Admin Survey ISF	155.1	169.0	169.0	126.8	75%	134.3	CCR's; GS Atlas Maps
23	Water Analysis	5.1	5.0	5.1	4.0	81%	7.0	Dept. of Health & Safety fees
24	Cross Connection Fees	0.0	2.5	2.5	0.0	0%	2.5	
25	Water Purchases	1,588.0	2,400.6	2,400.6	942.0	39%	2,007.6	
26	Water System Power	4.8	5.0	5.0	3.5	70%	5.0	
27	Depreciation Expense	104.1	103.7	103.7	78.1	75%	103.7	
28	Contribution to other Funds	7.7	23.7	23.7	2.4	10%	23.7	
29	Meter Purchase	15.5	37.0	37.0	25.2	68%	32.0	
30	Conservation Program	0.0	0.0	0.0	0.0		0.0	
31	Contingencies	0.0	0.0	0.0	0.0		0.0	
32	TOTAL EXPENDITURES	2,361.3	3,568.0	3,568.1	1,554.0		3,179.2	
33	REVENUES							
34	Interest Earning	0.0	0.0	0.0	0.0		0.0	
35	State Aid for Disaster	0.0	0.0	0.0	0.0		0.0	
36	Special Assessment	7.9	7.2	7.2	4.9	67%	6.9	
37	Line Extension/Permit Fees	1.5	1.7	1.7	3.8	222%	1.7	
38	Meter Sales And Install Fee	2.7	2.5	2.5	2.3	92%	2.5	
39	Other Revenue-Misc	34.1	53.6	53.6	24.4	45%	35.6	
40	Water Sales	2,222.8	3,508.4	3,508.4	1,628.0	46%	2,803.8	
42	TOTAL REVENUES	2,269.0	3,573.5	3,573.5	1,663.3		2,850.5	
43	RESULT OF OPERATION	(92.3)	5.4	5.4	109.4		(328.7)	
44	O&M Fund Balance Reserve:							
45	Beginning Fund Balance	1,527.46	\$1,309.12	\$1,309.12	\$1,309.12		\$1,309.12	
46	CAFR Adjustments/FY212312-Purchases	(126.07)			\$0.00		\$0.00	
47	Net of Operation	(92.27)	5.44	5.39	109.38		(328.66)	
48	O&M Fund Balance Reserve:	1,309.12	\$1,314.56	\$1,314.51	\$1,418.51		\$980.47	
49	Required O&M Fund Reserve: 25% of Exp.	\$590.32	\$892.01	\$892.02	\$388.49		\$794.79	
50	O&M FBR vs Required Reserve	ok	ok		ok		ok	

4. DISTRICT STAFF REPORT

- B. CAPITAL PROJECTS – The Capital Project Status Report provides regular reporting on the status of active capital projects within the District.

May 2024

ACTIVE CAPITAL PROJECTS REPORT - WATER AND SANITATION DEPARTMENT

Project Name	Project Manager	Phase	Phase % Complete	Proposed Funding	Remarks
Bell Canyon Reservoir No. 3	H. Arredondo	Design	15	Capital Funds	Padre completed biological survey. Geotech Engineer completed field surface and subsurface investigations. Geotech is working on compiling field data for preparing draft Geotech report. Working to modify AECOM design contract for completing 30% design.
Bell Canyon Creek Crossing Pipeline Replacement	H. Arredondo	Planning	15	Capital Funds	Land survey complete. Remaining scope on HOLD pending design outcome of Reservoir 3.

4. DISTRICT STAFF REPORT

- C. WATER QUALITY REPORT – A report regarding water quality complaints, if any, received by the District since the previous CAC meeting and how these complaints were resolved.

- D. WATER SUPPLY CONDITIONS – An update on water supply conditions within the District, Southern California, and throughout the State.

Drought Classification

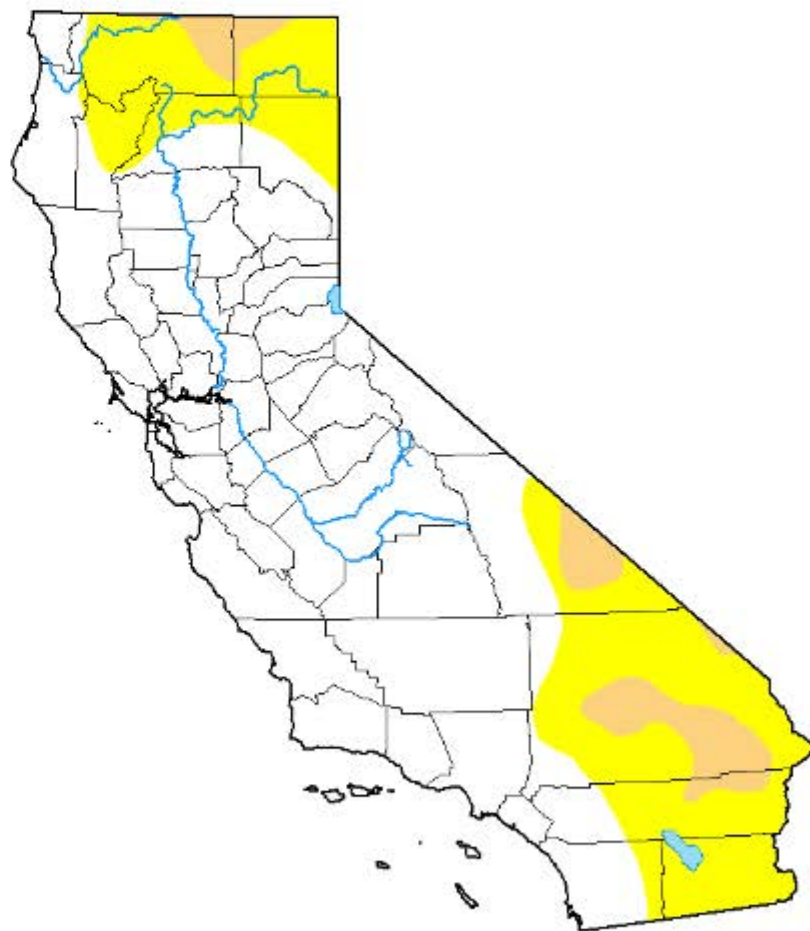
None
D0 (Abnormally Dry)
D1 (Moderate Drought)

D2 (Severe Drought)
D3 (Extreme Drought)

D4 (Exceptional Drought)
No Data



< May 7, 2024 >



< May 9, 2023 >

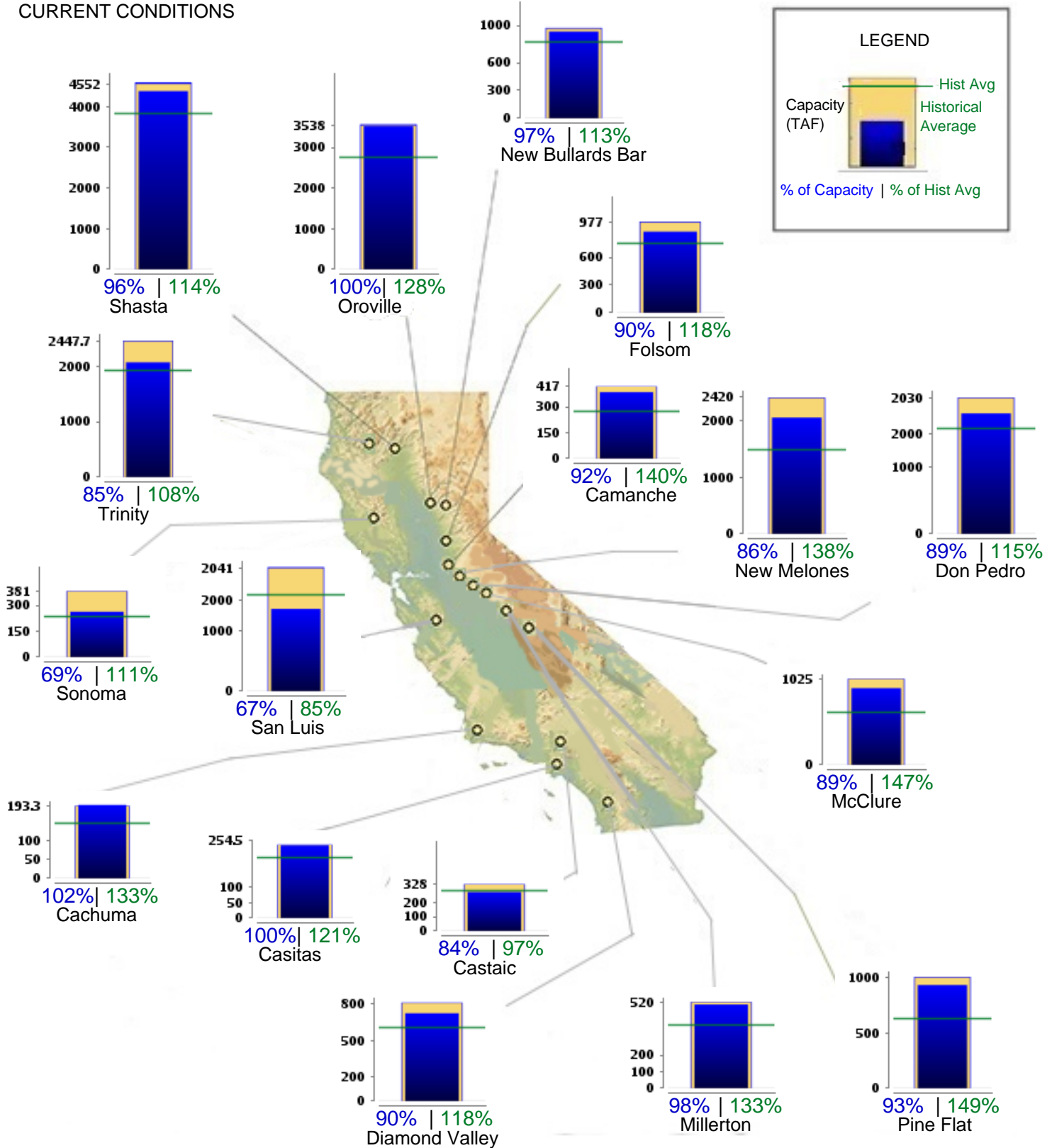
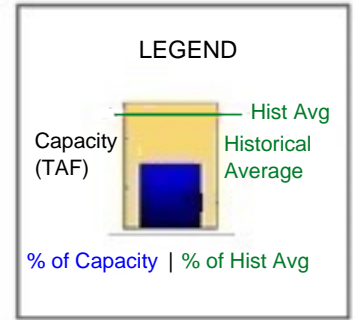


CURRENT RESERVOIR CONDITIONS

CALIFORNIA MAJOR WATER SUPPLY RESERVOIRS

Midnight - May 9, 2024

CURRENT CONDITIONS



4. DISTRICT STAFF REPORT

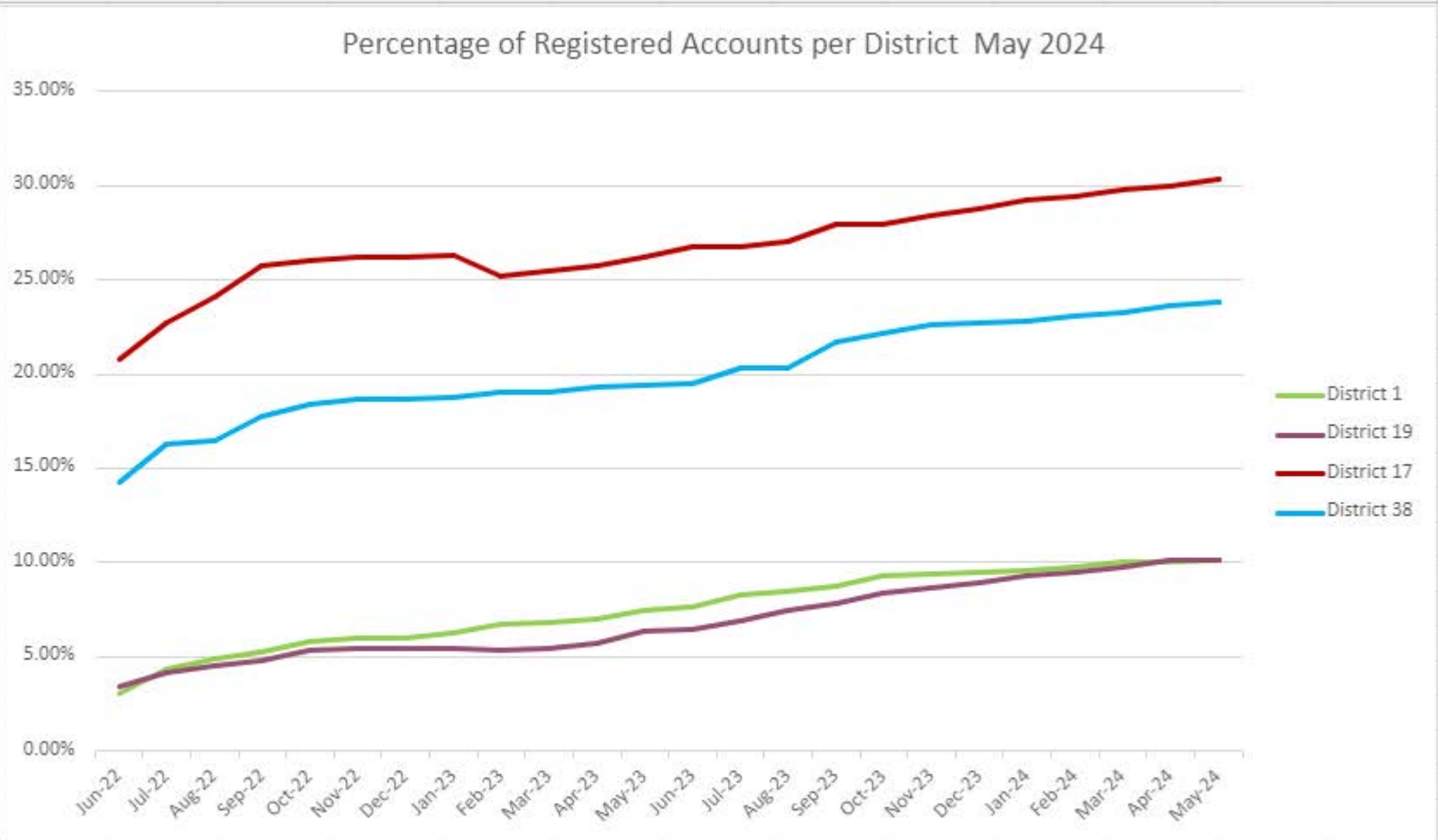
- E. CALLEGUAS MUNICIPAL WATER DISTRICT/
METROPOLITAN WATER DISTRICT OF SOUTHERN
CALIFORNIA UPDATE – An update on decisions and
rulings by these agencies which may impact the District.
- F. UPDATE ON AVENUES OF PUBLIC OUTREACH –
How the District is reaching out to its customers
concerning water conservation.
- G. BOARD LETTER TRACKER - UPDATE ON VENTURA
COUNTY BOARD OF SUPERVISORS AGENDA ITEMS
RELATED TO THE DISTRICT – A status report on what
items District staff has recently presented, or may be
presented, before the Ventura County Board of
Supervisors.
None

4. DISTRICT STAFF REPORT

H. UPDATE ON ADVANCED METERING INFRASTRUCTURE (AMI) IMPLEMENTATION –

The AMI project is an integrated system of smart meters, communications networks, and data management systems that enables two-way communication between utilities and customers which is being implemented within the District.

	11013	1071	718	788
District 1	District 19	District 17	District 38	
9.60%	9.24%	29.25%	22.84%	
9.76%	9.43%	29.39%	23.10%	
9.99%	9.71%	29.81%	23.22%	
10.07%	10.08%	29.94%	23.60%	
10.11%	10.08%	30.36%	23.86%	
3.06%	3.36%	20.75%	14.21%	
4.31%	4.11%	22.70%	16.24%	
4.85%	4.48%	24.09%	16.50%	
5.27%	4.76%	25.77%	17.77%	
5.82%	5.32%	26.04%	18.40%	
5.94%	5.42%	26.18%	18.65%	
6.01%	5.42%	26.18%	18.65%	
6.27%	5.42%	26.32%	18.78%	
6.67%	5.32%	25.21%	19.04%	
6.78%	5.42%	25.49%	19.04%	
7.03%	5.70%	25.77%	19.29%	
7.48%	6.35%	26.18%	19.42%	
7.60%	6.44%	26.74%	19.54%	
8.26%	6.91%	26.74%	20.30%	
8.45%	7.47%	27.02%	20.30%	
8.77%	7.84%	27.99%	21.70%	
9.24%	8.40%	27.99%	22.21%	
9.38%	8.68%	28.41%	22.59%	
9.46%	8.96%	28.83%	22.72%	



5. DIRECTOR'S INFORMATIONAL ITEMS -
Provides the opportunity for the Director to present items that are not within the subject matter of the District's Staff Report.
 - A. HOA / Equestrian Center Water Usage

Created 5/6/2024 11:06:41 AM

Custom 100996

Account 22161

Service 30 HACKAMORE LN SUITE 8

Mailing Address:

BELL CANYON ASSN INC

30 HACKAMORE LN SUITE 8

BELL CANYON CA 91307-1000

32.96

Service	Read Date	Meter	Read Type	Previous Reading	Current Reading	Days	Consumption	Unit Of Measure	Average
Water	4/16/2024	84627565	Water	1723.0000	1739.0000	28	16.0000	HCF	0.57
Water	3/19/2024	84627565	Water	1708.0000	1723.0000	28	15.0000	HCF	0.54
Water	2/20/2024	84627565	Water	1693.0000	1708.0000	35	15.0000	HCF	0.43
Water	1/16/2024	84627565	Water	1677.0000	1693.0000	28	16.0000	HCF	0.57
Water	12/19/2023	84627565	Water	1654.0000	1677.0000	35	23.0000	HCF	0.66
Water	11/14/2023	84627565	Water	1629.0000	1654.0000	28	25.0000	HCF	0.89
Water	10/17/2023	84627565	Water	1608.0000	1629.0000	28	21.0000	HCF	0.75
Water	9/19/2023	84627565	Water	1536.0000	1608.0000	35	72.0000	HCF	2.06
Water	8/15/2023	84627565	Water	1495.0000	1536.0000	28	41.0000	HCF	1.46
Water	7/18/2023	84627565	Water	1463.0000	1495.0000	28	32.0000	HCF	1.14
Water	6/20/2023	84627565	Water	1426.0000	1463.0000	35	37.0000	HCF	1.06
Water	5/16/2023	84627565	Water	1398.0000	1426.0000	28	28.0000	HCF	1.00
Water	4/18/2023	84627565	Water	1378.0000	1398.0000	35	20.0000	HCF	0.57
Water	3/14/2023	84627565	Water	1363.0000	1378.0000	28	15.0000	HCF	0.54
Water	2/14/2023	84627565	Water	1345.0000	1363.0000	28	18.0000	HCF	0.64
Water	1/17/2023	84627565	Water	1333.0000	1345.0000	28	12.0000	HCF	0.43
Water	12/20/2022	84627565	Water	1288.0000	1333.0000	35	45.0000	HCF	1.29
Water	11/15/2022	84627565	Water	1240.0000	1288.0000	28	48.0000	HCF	1.71
Water	10/18/2022	84627565	Water	1196.0000	1240.0000	28	44.0000	HCF	1.57
Water	9/20/2022	84627565	Water	1145.0000	1196.0000	35	51.0000	HCF	1.46
Water	8/16/2022	84627565	Water	1101.0000	1145.0000	28	44.0000	HCF	1.57
Water	7/19/2022	84627565	Water	1017.0000	1101.0000	35	84.0000	HCF	2.40
Water	6/14/2022	84627565	Water	977.0000	1017.0000	28	40.0000	HCF	1.43
Water	5/17/2022	84627565	Water	940.0000	977.0000	28	37.0000	HCF	1.32
Water	4/19/2022	84627565	Water	907.0000	940.0000	35	33.0000	HCF	0.94
Water	3/15/2022	84627565	Water	882.0000	907.0000	28	25.0000	HCF	0.89

Created 5/6/2024 10:58:32 AM

Custome 100997

Account 14612

Service # 29 BAYMARE RD

Mailing Address:

BELL CYN EQUESTRIAN CTR

30 HACKAMORE LN SUITE 8

BELL CANYON CA 91307

188.30

Service	Read Date	Meter	Read Type	Previous Reading	Current Reading	Days	Consumption	Unit Of Measure	Average
Water	4/16/2024	91238574	Water	4843.0000	4981.0000	28	138.0000	HCF	4.93
Water	3/19/2024	91238574	Water	4743.0000	4843.0000	28	100.0000	HCF	3.57
Water	2/20/2024	91238574	Water	4622.0000	4743.0000	35	121.0000	HCF	3.46
Water	1/16/2024	91238574	Water	4497.0000	4622.0000	28	125.0000	HCF	4.46
Water	12/19/2023	91238574	Water	4275.0000	4497.0000	35	222.0000	HCF	6.34
Water	11/14/2023	91238574	Water	3998.0000	4275.0000	28	277.0000	HCF	9.89
Water	10/17/2023	91238574	Water	3745.0000	3998.0000	28	253.0000	HCF	9.04
Water	9/19/2023	91238574	Water	3420.0000	3745.0000	35	325.0000	HCF	9.29
Water	8/15/2023	91238574	Water	3154.0000	3420.0000	28	266.0000	HCF	9.50
Water	7/18/2023	91238574	Water	2911.0000	3154.0000	28	243.0000	HCF	8.68
Water	6/20/2023	91238574	Water	2681.0000	2911.0000	35	230.0000	HCF	6.57
Water	5/16/2023	91238574	Water	2496.0000	2681.0000	28	185.0000	HCF	6.61
Water	4/18/2023	91238574	Water	2388.0000	2496.0000	35	108.0000	HCF	3.09
Water	3/14/2023	91238574	Water	2306.0000	2388.0000	28	82.0000	HCF	2.93
Water	2/14/2023	91238574	Water	2201.0000	2306.0000	28	105.0000	HCF	3.75
Water	1/17/2023	91238574	Water	2133.0000	2201.0000	28	68.0000	HCF	2.43
Water	12/20/2022	91238574	Water	1989.0000	2133.0000	35	144.0000	HCF	4.11
Water	11/15/2022	91238574	Water	1815.0000	1989.0000	28	174.0000	HCF	6.21
Water	10/18/2022	91238574	Water	1584.0000	1815.0000	28	231.0000	HCF	8.25
Water	9/20/2022	91238574	Water	1243.0000	1584.0000	35	341.0000	HCF	9.74
Water	8/16/2022	91238574	Water	1007.0000	1243.0000	28	236.0000	HCF	8.43
Water	7/19/2022	91238574	Water	732.0000	1007.0000	35	275.0000	HCF	7.86
Water	6/14/2022	91238574	Water	508.0000	732.0000	28	224.0000	HCF	8.00
Water	5/17/2022	91238574	Water	280.0000	508.0000	28	228.0000	HCF	8.14
Water	4/19/2022	91238574	Water	90.0000	280.0000	35	190.0000	HCF	5.43
Water	3/15/2022	91238574	Water	0.0000	90.0000	13	90.0000	HCF	6.92
Water	3/2/2022	75838741	Water	25782.0000	25885.0000	15	103.0000	HCF	6.87

5. DIRECTOR'S INFORMATIONAL ITEMS -
Provides the opportunity for the Director to present items that are not within the subject matter of the District's Staff Report.
 - B. O&M Quarterly Report



District 17 O&M Updates

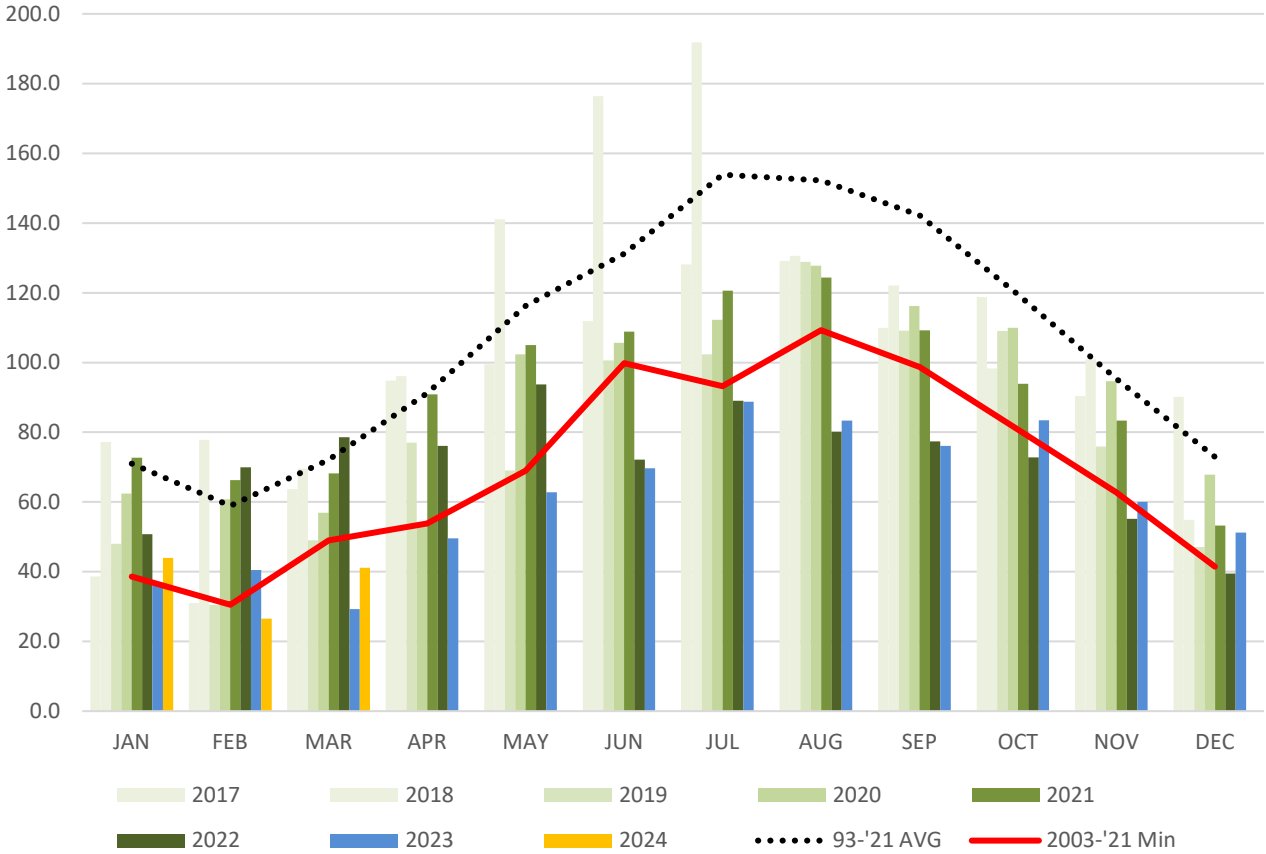
FY 2024 – Third Quarter (January 1, 2024 – March 31, 2024)

Operations & Maintenance – Distribution/Service Repairs

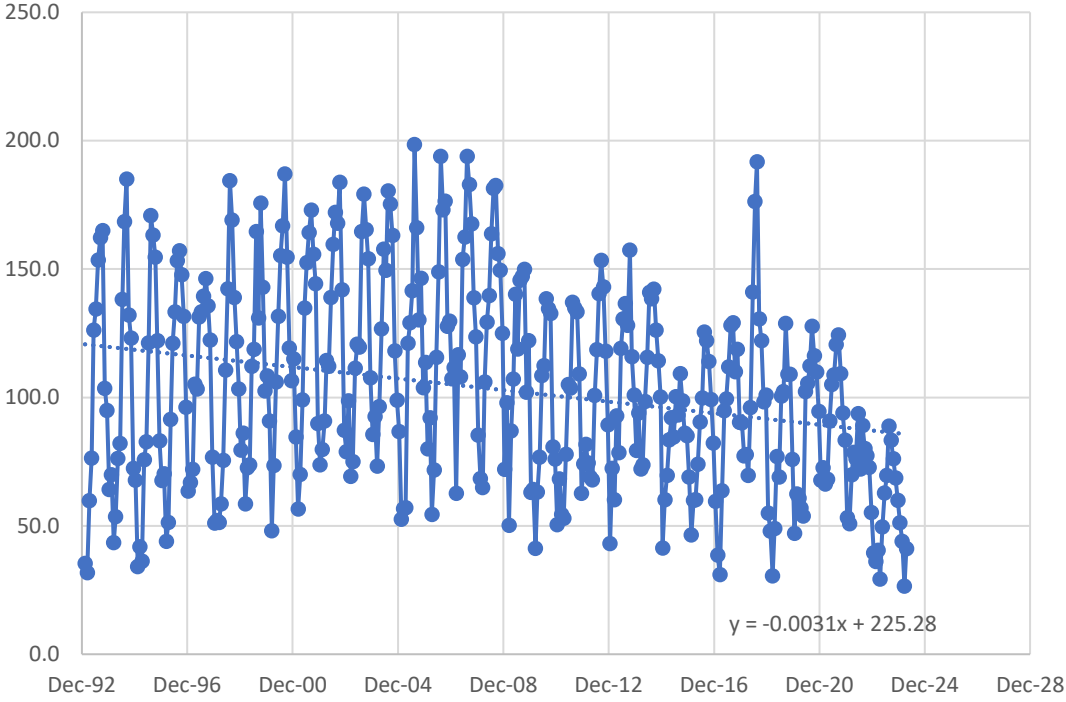
- ▶ 2 Fire Flow Tests
- ▶ 0 Service and Main Line Leaks
- ▶ 421 Isolation Valves Exercised
- ▶ Replaced 6" Meter at PR#1

Operations & Maintenance – Source Water

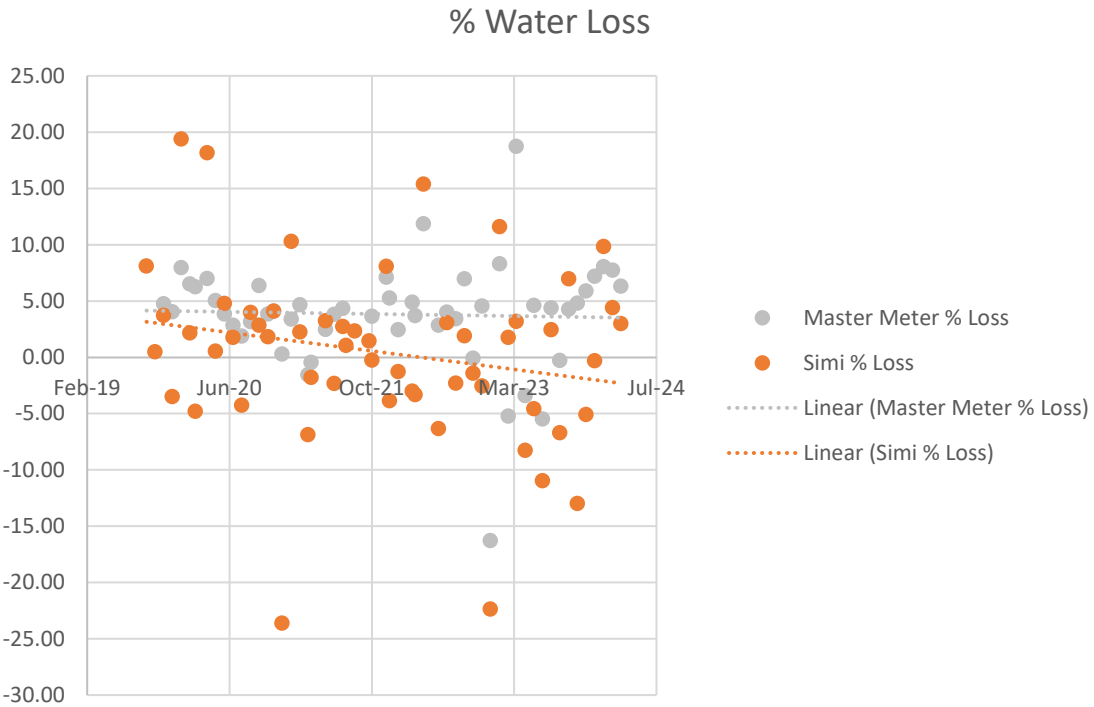
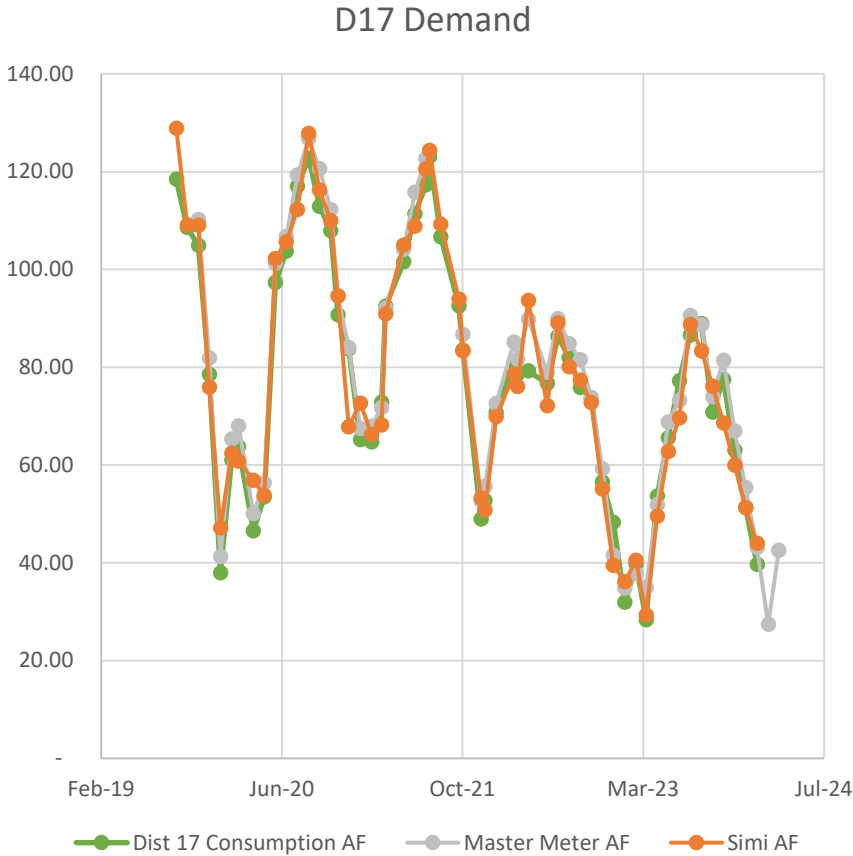
District 17 Monthly Demand (AF)



Simi Water Production (AF)



Operations & Maintenance – Source Water



Customer Service and Meter Reading

- ▶ Customer Account Activity (turn on/off)
 - ▶ Labor cost of \$1,754
- ▶ Customer Service Orders (check for leaks, verify reads, pressure, etc.)
 - ▶ Labor cost of \$1,273
- ▶ Line Location
 - ▶ Labor cost of \$5,675
- ▶ Meter Testing/Replacements (0)
 - ▶ Labor cost of \$0

Operations & Maintenance – Looking Forward

- ▶ Weed abatement
- ▶ Lead Service Line Inventory Reporting

Engineering - Capital Improvement Projects

- ▶ New Water Reservoir #3 and Pipeline Design of Stagecoach to Saddlebow Crossing
 - ▶ ~\$10M
 - ▶ 30% Design underway
 - ▶ Geotech complete
 - ▶ Key issues:
 - ▶ Funding, Real Estate Agreements, Geotech
- ▶ Following 30% design: HOA design review and CEQA process



Questions?

6. COMMITTEE MEMBERS' COMMENTS/FUTURE AGENDA ITEMS

7. ADJOURNMENT

*The next regularly scheduled District 17 CAC meeting will be held on July 16, 2024.