

Central Services  
Joan Araujo, Director

Engineering Services  
James O'Tousa, Director

Roads & Transportation  
Anitha Balan, Director

Water & Sanitation  
Joseph Pope, Director

Watershed Protection  
Glenn Shephard, Director

July 11, 2023

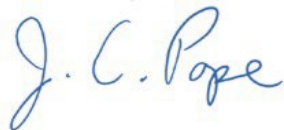
**NOTICE OF A MEETING OF  
VENTURA COUNTY WATERWORKS DISTRICT NO. 17  
BELL CANYON CITIZENS' ADVISORY COMMITTEE**

NOTICE IS HEREBY GIVEN that a meeting of the Ventura County Waterworks District No. 17 Citizens' Advisory Committee will be held **Tuesday, July 18, 2023**, from 7:00 p.m. to adjournment at the **Bell Canyon Homeowner's Association, 30 Hackamore Lane, Bell Canyon, California.**

Members of the public are also invited to attend the meeting via Zoom. To electronically join the meeting please follow the provided steps – At the specific time (7:00 p.m.) dial the number (669) 900-6833, when prompted enter the meeting ID 470 052 7072. You can also join the meeting by visiting this link - **Join Zoom Meeting**  
<https://us06web.zoom.us/j/4700527072>

Advisory Committee Members: Please contact the District Office by telephone at (805-378-3005), or by email at [wspc@ventura.org](mailto:wspc@ventura.org), no later than July 14, 2023 if you are unable to participate in the meeting.

Sincerely,



Joseph C. Pope, P.E.  
Director  
Water and Sanitation



## AGENDA OF THE MEETING

1. CALL TO ORDER
2. APPROVAL OF THE MINUTES OF THE JANUARY 17, 2023 MEETING
3. PUBLIC COMMENTS  
Members of the public may address the Citizens' Advisory Committee (CAC) on items of interest to the public that are within the subject matter jurisdiction of the Committee, but do not appear on the agenda. With respect to agenda items, the public will be given an opportunity to address the Committee when the item is reached in the meeting.
4. DISTRICT STAFF REPORT
  - A. BUDGET AND FINANCIAL REVIEW - An update on the budget and financial status of the District.
  - B. CAPITAL PROJECTS – The Capital Project Status Report provides regular reporting on the status of active capital projects within the District.
  - C. WATER QUALITY REPORT – A report regarding water quality complaints, if any, received by the District since the previous CAC meeting and how these complaints were resolved.
  - D. WATER SUPPLY CONDITIONS – An update on water supply conditions within the District, Southern California, and throughout the State.
  - E. CALLEGUAS MUNICIPAL WATER DISTRICT / METROPOLITAN WATER DISTRICT OF SOUTHERN CALIFORNIA UPDATE – An update on decisions and rulings by these agencies which may impact the District.
  - F. UPDATE ON AVENUES OF PUBLIC OUTREACH – How the District is reaching out to its customers concerning water conservation.
  - G. BOARD LETTER TRACKER - UPDATE ON VENTURA COUNTY BOARD OF SUPERVISORS AGENDA ITEMS RELATED TO THE DISTRICT – A status report on what items District staff has recently presented, or may be presented, before the Ventura County Board of Supervisors.

- H. UPDATE ON ADVANCED METERING INFRASTRUCTURE (AMI) IMPLEMENTATION - The AMI project is an integrated system of smart meters, communications networks, and data management systems that enables two-way communication between utilities and customers which is being implement within the District.
5. DIRECTOR'S INFORMATIONAL ITEMS - Provides the opportunity for the Director to present items that are not within the subject matter of the District's Staff Report.
- HOA / Equestrian Center Water Usage
  - Quarterly O&M Update
6. COMMITTEE MEMBERS' COMMENTS/FUTURE AGENDA ITEMS
7. ADJOURNMENT

\*The next regularly scheduled District 17 CAC meeting will be held on September 19, 2023.

**\*\*NOTICES:** The following information is provided to help you understand, follow, and participate in the Board meeting: Public Comments – Public comment is the opportunity for members of the public to participate in meetings by addressing the Citizens Advisory Committee in connection with one or more agenda or non-agenda items.

- If you wish to make a comment on a specific agenda item, please sign on to Zoom and you will be given an opportunity to be heard. If you prefer to submit your comment in writing, submit your comment via email by 5:00 p.m. on the day prior to the Committee meeting. Please submit your comment to [WSPC@ventura.org](mailto:WSPC@ventura.org). Please indicate in the Subject Line, the Agenda item number (e.g., Item No. 3A). Your email will be read by the Water and Sanitation Director and placed into the record.
- If you are watching the live stream of the Committee meeting and would like to make a general public comment for items not on the day's agenda or to comment on a specific agenda item as it is being heard, please submit sign on to Zoom and you will be given an opportunity to be heard. If you prefer to submit your comment in writing, submit your comment to [WSPC@ventura.org](mailto:WSPC@ventura.org). Please indicate in the Subject Line, the Agenda item number (e.g., Item No. 3A). Every effort will be made to read your comment into the record, but some comments may not be read due to time limitations. Comments received after an agenda item will be made part of the record if received prior to the end of the meeting.

IN COMPLIANCE WITH THE AMERICANS WITH DISABILITIES ACT, IF YOU NEED SPECIAL ASSISTANCETO PARTICIPATE IN THIS MEETING, PLEASE CONTACT (805) 378-3005. REASONABLE ADVANCE NOTIFICATION OF THE NEED FOR ACCOMODATION PRIOR TO THE MEETING (48 HOURS ADVANCE NOTICE IS PREFERABLE) WILL ENABLE US TO MAKE REASONABLE ARRANGEMENTS TO ENSURE ACCESSIBILITY TO THIS MEETING.

**DRAFT**

**CITIZENS' ADVISORY COMMITTEE  
VENTURA COUNTY WATERWORKS DISTRICT NO. 17  
MINUTES OF THE JANUARY 17, 2023, TELECONFERENCE MEETING**

COMMITTEE MEMBERS IN ATTENDANCE: (In person), Ronald Marks, Neil Sokoler  
(On zoom) Lisa Riccomini-Clancy, Steve Price,  
Greg McHugh

COMMITTEE MEMBERS ABSENT: None

COMMITTEE MEMBER VACANCY: None

STAFF: Joseph Pope, Director  
June Kim, Engineering Manager  
Scott Meckstroth, O&M Deputy Director  
Debra Cavaletto, Accounting Manager II  
Jean Fontayne, Staff Services Manager II

GUESTS: Kathryn Ehret, Executive Aide (BOS, District 4)  
Chelsea Kennedy, Office of Supervisor Janice S. Parvin  
\* \* \*

1. CALL TO ORDER - The meeting was called to order at 7:07 PM
2. APPROVAL OF THE MINUTES OF THE NOVEMBER 15, 2022, MEETING
  - Mr. Sokoler moved to approve the minutes. Ms. Riccomini-Clancy seconded this motion. Vote: Ayes – 3, Nays – 0.
3. PUBLIC COMMENTS
  - None
4. DISTRICT STAFF REPORT
  - A. BUDGET AND FINANCIAL REVIEW –
    - The first three months of the fiscal year, ending November 2022. Have included Water Usage and Purchase. Planned, actual and projecting. Comment: next to AF put the dates
  - B. CAPITAL PROJECTS
    - Bell Canyon Reservoir No. 3. Access to easement for trail. We are proceeding with surveys.
    - Bell Canyon Creek Crossing Pipeline Replacement. Geotech, then environmental. Two years for design. Completion 2026. Mr. McHugh suggests taking out old pipe.
  - C. WATER QUALITY REPORT –
    - None

Minutes of the Ventura County Waterworks District No. 17  
Citizens' Advisory Committee Meeting  
Ventura County Water and Sanitation  
Minutes of the January 17, 2023, Meeting

D. WATER SUPPLY CONDITIONS –

- Drought moderate to severe
- Reservoir levels Oroville and San Luis look good.
- Snowpack chart displayed – early snowpack looks good

E. CALLEGUAS MUNICIPAL WATER DISTRICT/ METROPOLITAN WATER DISTRICT OF SOUTHERN CALIFORNIA UPDATE

- State will revisit allocations April 1<sup>st</sup>.

F. UPDATE ON AVENUES OF PUBLIC OUTREACH

- Prop 218 Notice was sent out, Notifying rate increase. 1 letter of protest.

G. BOARD LETTER TRACKER – UPDATE ON VENTURA COUNTY BOARD OF SUPERVISORS AGENDA ITEMS RELATED TO THE DISTRICT -

- Rules & Regulations revised Parts 1, 2, 4 6, 7, 8, and 10 – February 7, 2023
- Waterworks District 17-Public Hearing Regarding Proposed Increases to Water Rates and Service – February 28, 2023
- Water and Sewer System Improvement Construction Standards – February 28, 2023

H. UPDATE ON ADVANCED METERING INFRASTRUCTURE (AMI) –

- AMI usage signups flat.

5. DIRECTOR'S INFORMATIONAL ITEMS - Provides the opportunity for the Director to present items that are not within the subject matter of the District's Staff Report.

A. HOA/Equestrian Center Water Usage –

- Water usage is average HOA/Equestrian Center.

6. COMMITTEE MEMBERS' COMMENTS / FUTURE AGENDA ITEMS –

- Water rate increase March billing.

7. ADJOURNMENT – The meeting adjourned at 7:32 PM

Next meeting March 21, 2023

### 3. PUBLIC COMMENTS

Members of the public may address the Citizens' Advisory Committee (CAC) on items of interest to the public that are within the subject matter jurisdiction of the Committee, but do not appear on the agenda. With respect to agenda items, the public will be given an opportunity to address the Committee when the item is reached in the meeting.

### 4. **DISTRICT STAFF REPORT**

A. BUDGET AND FINANCIAL REVIEW - An update on the budget and financial status of the District.

CURRENT PERIOD ACTIVITIES TO AP11 FY23 ENDING 5/31/2023									
		FY19	FY20	FY21 ACTUAL	FY22 ACTUAL	FY23 ADJ			
		ACTUAL	ACTUAL			BUDGET	FY23 ACTUAL	FY23 YR-END PRJ	
Total Beginning Balances		\$2,935,670	\$2,578,006	\$2,462,051	\$2,448,743	\$2,727,920	\$2,727,920	\$2,727,920	
Total Ending Balances		\$2,578,006	\$2,462,051	\$2,448,743	\$2,727,920	\$1,677,716	\$2,697,815	\$2,255,964	
Total Proposed Targets		\$961,870	\$928,603	\$1,032,133	\$1,035,161	\$1,206,708	\$451,813	\$827,929	
Alert		ok	ok	ok	ok	ok	ok	ok	
		FY19	FY20	FY21 ACTUAL	FY22 ACTUAL	FY23 ADJ			
		ACTUAL	ACTUAL			BUDGET	FY23 ACTUAL	FY23 YR-END PRJ	
<b>O&amp;M/ Rate Stab Fund</b>									
<b>Beginning Balances</b>		<b>\$1,406,041</b>	<b>\$877,907</b>	<b>\$863,180</b>	<b>\$1,209,827</b>	<b>\$1,527,458</b>	<b>\$1,527,458</b>	<b>\$1,527,458</b>	
<b>O&amp;M Revenue</b>									
Interest Earning		-	-	-	-	\$0.0	\$0	-	
State Aid for Disaster		\$0	71,169.0	-	14,375.5	\$0.0	\$7,628	-	
Special Assessment		6,372.9	7,077.8	7,044.0	6,098.8	\$5,930.4	\$1,702,451	6,230.44	
Line Extension/Permit Fees		1,245.0	1,255.0	1,375.0	1,770.7	\$1,500.0	\$29,408	1,500.00	
Meter Sales And Install Fee		1,015.0	1,265.0	1,760.0	2,306.0	\$900.0	\$695	2,700.00	
Other Revenue-Misc		31,816.7	70,065.2	9,508.7	59,932.9	\$40,215.9	\$2,665	35,584.00	
Water Sales		2,342,070.5	2,534,895.3	3,182,493.6	3,124,135.3	\$3,369,474.3	\$1,505	2,274,845.00	
Gain/Loss Capital Assets		-	-	-	-	\$0.0	\$0	-	
CAFR Adjustments		-	-	-	-	\$0.0	-	-	
<b>Total - O&amp;M Revenue</b>		<b>2,382,520.1</b>	<b>2,685,727.3</b>	<b>3,202,181.3</b>	<b>3,208,619.2</b>	<b>\$3,418,021</b>	<b>\$1,744,352.6</b>	<b>\$2,320,859</b>	
<b>O&amp;M Expenditure</b>									
System Maintenance Supplies & Contracts		224,834.3	107,601.4	58,720.2	57,150.5	\$159,900	\$84,411	\$126,555	
Improvement Maintenance		2,308.1	0.1	2,720.0	439.5	\$0	\$845	\$845	
Buildings And Improvements Maintenance		-	681.8	-	-	\$0	\$0	\$0	
Equipment		-	681.8	-	-	\$8,000	\$0	\$8,000	
Indirect Cost Recovery		24,786.0	17,652.0	16,081.0	8,952.0	\$12,019	\$11,854	\$12,000	
Misc. Expense		93,546.1	55,917.4	54,865.9	93,505.4	\$70,497	\$36,477	70,587.43	
Other Prof. & Spec. Svcs		23,225.0	861.1	1,195.2	7,730.7	\$30,000	\$0	\$15,000	
State Permit/Fees		5,000.0	4,600.0	4,600.0	6,100.0	\$5,000	\$0	5,000	
O&M Labor		406,019.4	442,390.2	389,844.8	347,586.7	\$532,800	\$259,680	\$304,245	
Management And Admin Survey ISF		107,700.0	85,900.0	101,300.0	135,900.0	\$136,600	\$125,000	\$136,600	
Engineering And Technical Surveys		-	-	-	-	\$15,000	\$0	\$6,000	
Water Analysis		824.0	280.0	565.0	1,652.1	\$5,000	\$1,705	\$4,705	
Cross Connection Fees		500.0	400.0	300.0	100.0	\$500	\$0	\$500	
Water Purchases		1,858,489.3	1,599,864.5	2,077,838.9	2,116,530.4	\$2,363,767	\$1,159,519	1,572,185	
Water System Power		254.4	2,834.2	3,953.4	3,724.7	\$4,000	\$3,554	\$3,554	
Depreciation Expense		104,217.4	104,361.0	104,049.2	104,187.5	\$105,158	\$95,624	\$105,200	
Contribution to other Funds		9,355.7	742.2	-	7,429.2	\$30,800	\$27,980	\$30,800	
Meter Purchase		20,900.0	10,100.0	39,500.0	-	\$0	\$0	-	
Conservation Program		-	-	-	-	\$0	\$0	-	
Contingencies		-	\$0	-	-	\$0	\$0	-	
CAFR Adjustment		\$28,694	\$266,269	\$0	-	\$0	\$0	-	
<b>Total - O&amp;M Expenditure</b>		<b>\$2,910,654</b>	<b>2,700,454.6</b>	<b>\$2,855,534</b>	<b>\$2,890,989</b>	<b>\$3,479,041</b>	<b>\$1,806,649</b>	<b>\$2,401,777</b>	
<b>Result of Operation</b>		<b>(\$528,134)</b>	<b>(\$14,727)</b>	<b>\$346,648</b>	<b>\$317,631</b>	<b>(\$61,020)</b>	<b>(\$62,296)</b>	<b>(\$80,917)</b>	
Transfer to/fr Capital Reserve		\$0	\$0	\$0	\$0	\$0	\$0	\$0	
<b>Ending Balances</b>		<b>\$877,907.03</b>	<b>\$863,179.78</b>	<b>\$1,209,827.48</b>	<b>\$1,527,457.98</b>	<b>\$1,466,437.79</b>	<b>\$1,465,161.58</b>	<b>\$1,446,540.73</b>	
<b>Total Purchase</b>	<b>AF</b>	<b>1049.0</b>	<b>965.6</b>	<b>1197.9</b>	<b>1065.7</b>	<b>1210.0</b>	<b>522.3</b>	<b>878.9</b>	
<b>Total Usage</b>	<b>AF</b>	<b>971.4</b>	<b>960.7</b>	<b>1131.2</b>	<b>1037.3</b>	<b>1137.4</b>	<b>499.5</b>	<b>876.5</b>	
<b>Minimum Balance</b>									
25%	of O&M expenses	\$727,663	\$675,114	\$713,883	\$722,747	\$869,760	\$451,662	\$600,444	
10%	of rate revenue	\$234,207	\$253,490	\$318,249	\$312,414	\$336,947	\$151	\$227,485	

Acquisition&Replacement Fund		FY19	FY20	FY23 ADJ				
		ACTUAL	ACTUAL	FY21 ACTUAL	FY22 ACTUAL	BUDGET	FY23 ACTUAL	FY23 YR-END PRJ
<b>Beginning Balances</b>		\$1,529,629	\$1,700,099	\$1,598,871	\$1,238,915	\$1,200,462	\$1,200,462	\$1,200,462
<b>Capital Sources of Funds</b>								
Interest Earning		66,777.6	55,454.0	14,372.1	10,273.2	\$10,492	\$0	\$10,500
Capital Improvement Chrgs		1,475.0	900.0	540.0	540.0	\$1,300	\$860	1,300
Gain/Loss Capital Assets		-	-	-	-	\$0	\$0	-
Loan Proceeds		\$0	\$0	\$0	-	\$0	\$0	-
Depreciation Expense	CY Funded	\$104,217	\$104,361	\$104,049	104,187.5	\$105,158	\$95,624	\$105,200
<b>Total - Capital Sources of Funds</b>		<b>\$172,470</b>	<b>\$160,715</b>	<b>\$118,961</b>	<b>\$115,001</b>	<b>\$116,950</b>	<b>\$96,484</b>	<b>\$117,000</b>
<b>Capital Uses of Funds</b>								
<b>Water System Improvement:</b>								
System Improvement Maintenance		-	50.0	(0.0)	-	\$320,000	\$0	100,000
Reservoir Improvement		-	129,499.5	450,355.2	-	\$0	\$0	-
SCADA Improvement		-	-	-	-	\$0	\$0	-
General Improvement Maintenance		-	42,793.4	-	-	\$15,000	\$0	\$14,155
<b>Total Water System Improvement</b>		<b>\$0</b>	<b>\$172,343</b>	<b>\$450,355</b>	<b>-</b>	<b>\$335,000</b>	<b>\$0</b>	<b>\$114,155</b>
<b>Water Construction Project:</b>								
Connection bet. 2 Pressure Zone		-	-	-	-	\$0	-	\$0
1.74 MG Reservoir with piping within Zone 1924		2,000.0	89,600.0	28,562.3	153,453.5	\$731,134	64,020.5	\$353,884
HighPressurePipeline fr HaciendaRd to Dappelgray		-	-	-	-	\$0	\$0	\$0
<b>Total Water Construction Project</b>		<b>\$2,000</b>	<b>\$89,600</b>	<b>\$28,562</b>	<b>\$153,454</b>	<b>\$731,134</b>	<b>64,020.5</b>	<b>\$353,884</b>
<b>Other Equipment</b>						40,000.0	272.5	40,000.0
<b>Total - Capital Uses of Funds</b>		<b>\$2,000</b>	<b>\$261,943</b>	<b>\$478,918</b>	<b>\$153,454</b>	<b>\$1,106,134</b>	<b>\$64,293</b>	<b>\$508,039</b>
<b>Net Capital Fund</b>		<b>\$170,470</b>	<b>(\$101,228)</b>	<b>(\$359,956)</b>	<b>(\$38,453)</b>	<b>(\$989,184)</b>	<b>\$32,191</b>	<b>(\$391,039)</b>
Transfer to/fr O&M / Rate Stabilization Fund		\$0	\$0	\$0	\$0	\$0	\$0	\$0
Prior Year CAFR Adjustments			\$0	\$0	\$0			
<b>Ending Fund Balance</b>		<b>\$1,700,099</b>	<b>\$1,598,871</b>	<b>\$1,238,915</b>	<b>\$1,200,462</b>	<b>\$211,279</b>	<b>\$1,232,653</b>	<b>\$809,423</b>



WATERWORKS DISTRICT #17-BELL CANYON							
CURRENT PERIOD ACTIVITIES TO AP11 FY23 ENDING 5/31/2023							
		ACTUAL	Adopted Budget	Current	% of	Yr-End Projection	
	DESCRIPTION	FY 22	FY 23	Actual	Act/Adpt Bud	6/30/2023	COMMENTS
	EXPENDITURES						
1	System Maintenance Supplies & Contracts	57.2	126.3	84.4	67%	126.6	
2	General Maint Supplies	37.0	76.3	73.9	97%	91.5	
	PR #1 Sump Pump		10.0				
	Reservoir Sampling Ports		10.0				
3	CLA Valve Maintenance	0.0	0.0	0.0		2.0	
4	Pipe Materials	8.3	0.0	10.2		13.2	
5	Valve Replacement	0.0	0.0	0.0		0.0	
6	Ladder Fall Protection	0.0	0.0	0.0		0.0	
7	Reservoir 1 Recoat	11.8	0.0	0.0		0.0	
8	Adjust Valve Stacks	0.0	10.0	0.0	0%	3.0	
9	Utility Billing System Maintenance	0.0	0.0	0.0		6.8	
10	SCADA	0.1	0.0	0.2		5.0	SCADA Integrating & Troubleshooting
11	Emergency Repairs	0.0	20.0	0.0	0%	5.0	
12	Improvement Maintenance	0.4	0.0	0.8		0.8	
13	Equipment	0.0	8.0	0.0	0%	8.0	ami Zone Meter
14	Indirect Cost Recovery	9.0	12.0	11.9	99%	12.0	
15	Misc. Expense	93.5	70.5	36.5	52%	70.6	
16	Other Prof. & Spec. Svcs	7.7	30.0	0.0	0%	15.0	purchasing chgs, equipmental rental
17	Engineering And Technical Surveys	0.0	15.0	0.0	0%	6.0	
18	State Permit/Fees	6.1	5.0	0.0	0%	5.0	Reservoir Inspection, Pressure maps
19	O&M Labor	347.6	532.8	259.7	49%	304.25	
20	Management And Admin Survey ISF	135.9	136.6	125.0	92%	136.6	CCR's; GS Atlas Maps
21	Water Analysis	1.7	5.0	1.7	34%	4.7	Dept. of Health & Safety fees
22	Cross Connection Fees	0.1	0.5	0.0	0%	0.5	
23	Water Purchases	2,116.5	2,363.8	1,159.5	49%	1,572.2	
24	Water System Power	3.7	4.0	3.6	89%	3.6	
25	Depreciation Expense	104.2	105.2	95.6	91%	105.2	
26	Contribution to other Funds	7.4	30.8	28.0	91%	30.8	
27	Meter Purchase	0.0	0.0	0.0		0.0	
28	Conservation Program	0.0	0.0	0.0		0.0	
29	Contingencies	0.0	0.0	0.0		0.0	
30	<b>TOTAL EXPENDITURES</b>	<b>2,891.0</b>	<b>3,445.4</b>	<b>1,806.6</b>		<b>2,401.8</b>	
31	REVENUES						
32	Interest Earning	0.0	0.0	0.0		0.0	
32	State Aid for Disaster	14.4	0.0	7.6		0.0	Covid Federal Aid
33	Special Assessment	6.1	5.9	1,702.5	28707%	6.2	
34	Line Extension/Permit Fees	1.8	1.5	29.4	1961%	1.5	
35	Meter Sales And Install Fee	2.3	0.9	0.7	77%	2.7	
36	Other Revenue-Misc	59.9	40.2	2.7	7%	35.6	
37	Water Sales	3,124.1	3,369.5	1.5	0%	2,274.8	
39	<b>TOTAL REVENUES</b>	<b>3,208.6</b>	<b>3,418.0</b>	<b>1,744.4</b>		<b>2,320.9</b>	
40	<b>RESULT OF OPERATION</b>	<b>317.6</b>	<b>(27.4)</b>	<b>(62.3)</b>		<b>(80.9)</b>	
41	<b>O&amp;M Fund Balance Reserve:</b>						
42	Beginning Fund Balance	1,209.83	\$1,527.46	\$1,527.46		\$1,527.46	
43	CAFR Adjustments/FY212312-Purchases	-		\$0.00		\$0.00	CityOfSimiValley-AccruedPurchases
44	Net of Operation	317.63	(27.42)	(62.30)		(80.92)	
45	<b>O&amp;M Fund Balance Reserve:</b>	<b>1,527.46</b>	<b>\$1,500.04</b>	<b>\$1,465.16</b>		<b>\$1,446.54</b>	
46	<b>Required O&amp;M Fund Reserve: 25% of Exp.</b>	<b>\$722.75</b>	<b>\$861.36</b>	<b>\$451.66</b>		<b>\$600.44</b>	
46	<b>O&amp;M FBR vs Required Reserve</b>	ok	ok	ok		ok	

WATERWORKS DISTRICT #17-BELL CANYON									
CURRENT PERIOD ACTIVITIES TO AP11 FY23 ENDING 5/31/23									
	A	B		C	D	E	F	H	I
	ACTUAL	ADOPTED BUDGET	ADJUSTED BUDGET	CURRENT PERIOD FY 23			% of	Yr-End Projection	CURRENT PERIOD
DESCRIPTION	FY 22	FY 23	FY 23	EXP/REV	ENC	TOTAL	Act/Bud	6/30/2023	COMMENTS
1 <b>NON CAPITALIZED EXPENDITURES:</b>									
2 General Improvement Maintenance	0.0	15.0	15.0	0.0	0.0	0.0	0.0%	14.2	Reservoir & Facilities Security/Fencing
5 Sub-Total Non Capitalized Expenditures	0.0	15.0	15.0	0.0	0.0	0.0		14.2	
6 <b>WATER SYSTEM IMPROVEMENT:</b>									
7 General System Improvements	0.0	200.0	200.0	0.0	0.0	0.0	0.0%	100.0	
9 Resv. No. 2 - Floor Repair, Re-Line, & Coat 2MG tank	0.0	0.0	0.0	0.0	0.0	0.0		0.0	
System Improvement Maintenance		120.0	120.0	0.0	(39.3)	(39.3)	0.0%	0.0	
SCADA "Hop" Tower		0.0	0.0	0.0	0.0	0.0		0.0	
10 Sub-Total Water System Improvement	0.0	320.0	200.0	0.0	0.0	0.0		100.0	
11 <b>WATER CONSTRUCTION PROJECT</b>									
12 1.74 MG Reservoir with piping within Zone 1924	153.5	500.0	731.1	64.0	231.1	295.2	8.8%	353.9	
Other Equipment	0.0	40.0	40.0	0.3	0.0	0.3	0.7%	40.0	
14 Sub-Total Water Construction Project	153.5	540.0	771.1	64.3	231.1	295.4	54.7%	393.9	
15 <b>Total Expenditures</b>	<b>153.5</b>	<b>875.0</b>	<b>986.1</b>	<b>64.3</b>	<b>231.1</b>	<b>295.4</b>		<b>508.0</b>	
16 <b>REVENUES</b>									
17 Interest Earning	10.3	10.5	10.5	0.0	0.0	0.0	0.0%	10.5	
18 Capital Improvement Chrgs	0.5	1.3	1.3	0.9	0.0	0.9	66.1%	1.3	
Loan Proceeds	0.0	0.0	0.0	0.0	0.0	0.0		0.0	
19 <b>Total Revenues</b>	<b>10.8</b>	<b>11.8</b>	<b>11.8</b>	<b>0.9</b>	<b>0.0</b>	<b>0.9</b>	<b>7.3%</b>	<b>11.8</b>	
20 <b>Net Capital Fund</b>	<b>(142.7)</b>	<b>(863.2)</b>	<b>(974.3)</b>	<b>(63.4)</b>	<b>(231.1)</b>	<b>(294.6)</b>		<b>(496.2)</b>	
21 Beginning Capital Fund Balance	1,238.8	1,200.5	1,200.5	1,200.5		1,200.5		1,200.5	
22									
23 Depreciation Expense	104.2	105.2	105.2	95.6		95.6		105.2	
24 <b>Ending Capital Fund Balance Reserve</b>	<b>1,200.5</b>	<b>442.5</b>	<b>331.4</b>	<b>1,232.7</b>		<b>1,001.6</b>		<b>809.5</b>	
25									
26									
27	<b>SUMMARY OF CAPITAL FUND BALANCE</b>			Capital	Funded	Total			
28				Acq Fund	Depr Fund	Cap Fund			
29				Beginning Fund Balance	46.1	1,154.4	1,200.5		
30				Revenue & Depreciation	11.8	105.2	117.0		
31				Expenditure & Encumbrances	(114.2)	(393.9)	(508.0)		
32				<b>Ending Fund Balance</b>	<b>(56.2)</b>	<b>865.7</b>	<b>809.5</b>		

#### **4. DISTRICT STAFF REPORT**

- B. CAPITAL PROJECTS – The Capital Project Status Report provides regular reporting on the status of active capital projects within the District.

May 2023

ACTIVE CAPITAL PROJECTS REPORT - WATER AND SANITATION DEPARTMENT

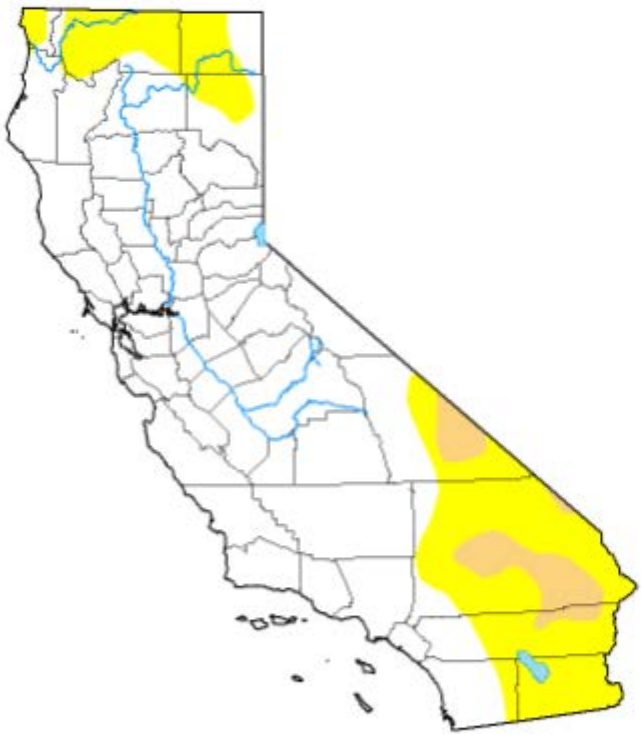
Project Name	Project Manager	Phase	Phase % Complete	Proposed Funding	Remarks
Bell Canyon Reservoir No. 3	H. Arredondo	Design	15	Capital Funds	Padre completed biological survey. Acquired entry permits for Geotech Survey. Geotech Consultant preparing for field work. Modifying AECOM design contract for completing 30% design.
Bell Canyon Creek Crossing Pipeline Replacement	H. Arredondo	Planning	15	Capital Funds	Land survey complete. Remaining scope on HOLD pending design outcome of Reservoir 3.

#### **4. DISTRICT STAFF REPORT**

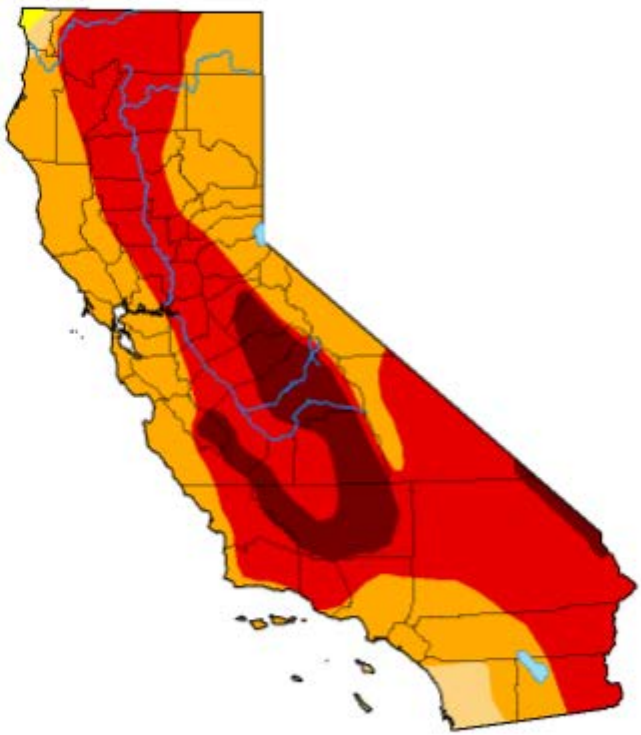
- C. WATER QUALITY REPORT – A report regarding water quality complaints, if any, received by the District since the previous CAC meeting and how these complaints were resolved.
  
- D. WATER SUPPLY CONDITIONS – An update on water supply conditions within the District, Southern California, and throughout the State.

# Drought Classification

- None
- D0 (Abnormally Dry)
- D1 (Moderate Drought)
- D2 (Severe Drought)
- D3 (Extreme Drought)
- D4 (Exceptional Drought)
- No Data



July 4, 2023 ▼ [Download Map ▼](#)



July 5, 2022 ▼ [Download Map ▼](#)

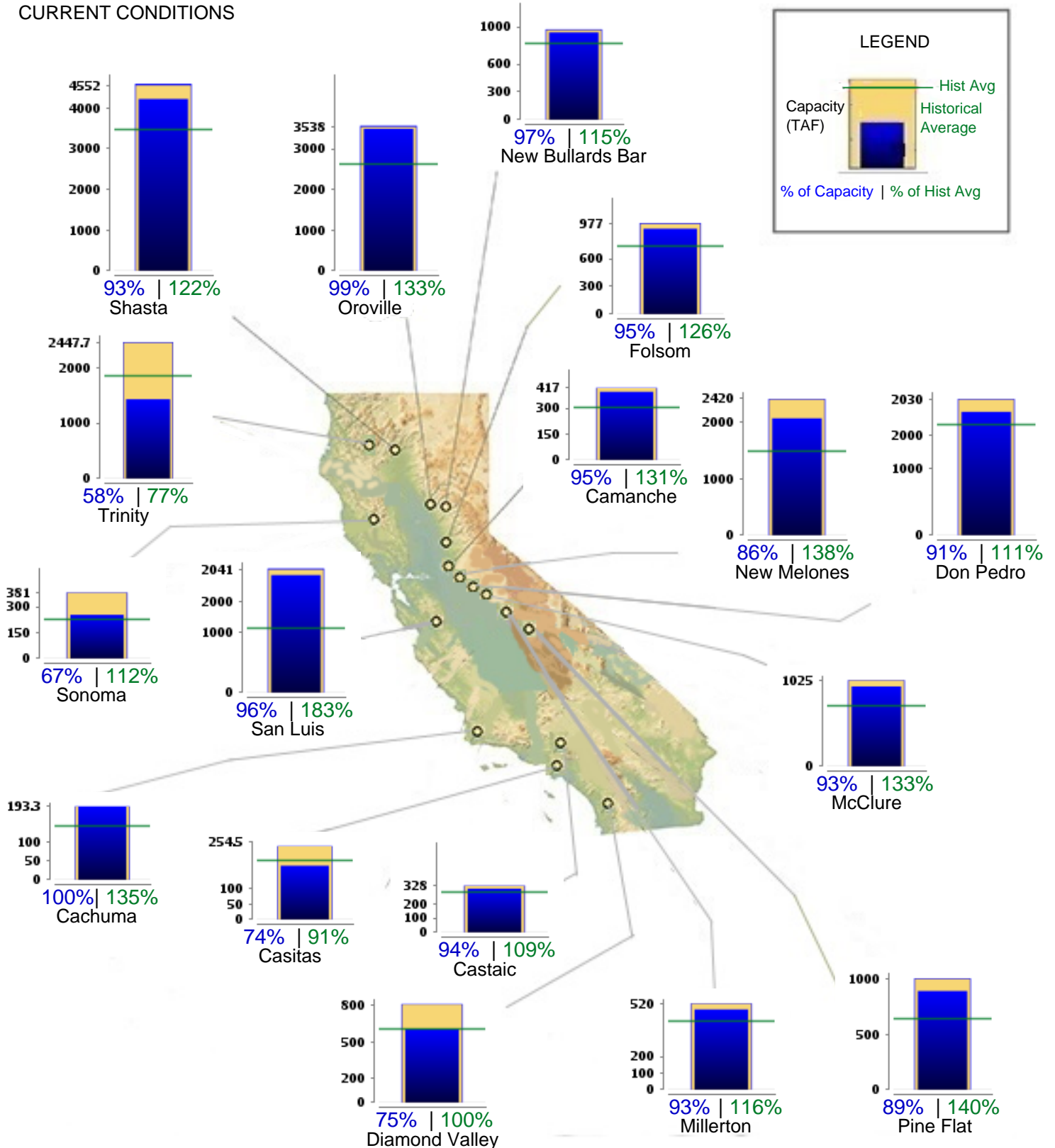


# CURRENT RESERVOIR CONDITIONS

## CALIFORNIA MAJOR WATER SUPPLY RESERVOIRS

Midnight - July 5, 2023

### CURRENT CONDITIONS





# STATEWIDE SNOW WATER CONTENT

## CURRENT REGIONAL SNOWPACK FROM AUTOMATED SNOW SENSORS

% of April 1 Average / % of Normal for This Date



NORTH	
Data as of July 5, 2023	
Number of Stations Reporting	24
Average snow water equivalent (Inches)	2.8
Percent of April 1 Average (%)	9
Percent of normal for this date (%)	643

CENTRAL	
Data as of July 5, 2023	
Number of Stations Reporting	41
Average snow water equivalent (Inches)	2.2
Percent of April 1 Average (%)	9
Percent of normal for this date (%)	409

SOUTH	
Data as of July 5, 2023	
Number of Stations Reporting	23
Average snow water equivalent (Inches)	1.4
Percent of April 1 Average (%)	7
Percent of normal for this date (%)	318

STATE	
Data as of July 5, 2023	
Number of Stations Reporting	88
Average snow water equivalent (Inches)	2.2
Percent of April 1 Average (%)	9
Percent of normal for this date (%)	346

**Statewide Average: 9% / 346%**

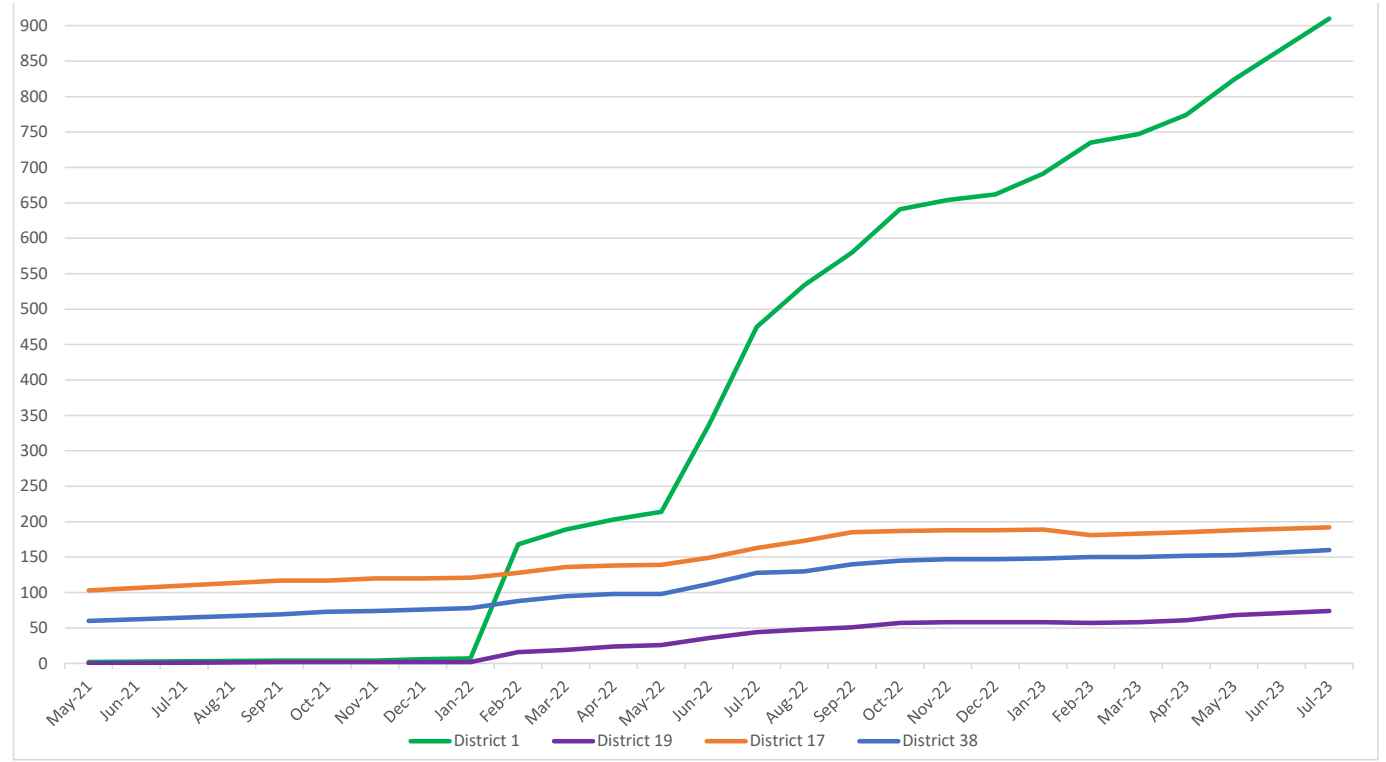
Data as of July 5, 2023



#### **4. DISTRICT STAFF REPORT**

- E. CALLEGUAS MUNICIPAL WATER DISTRICT/  
METROPOLITAN WATER DISTRICT OF SOUTHERN  
CALIFORNIA UPDATE – An update on decisions and  
rulings by these agencies which may impact the District.
- F. UPDATE ON AVENUES OF PUBLIC OUTREACH –  
How the District is reaching out to its customers  
concerning water conservation.
- G. BOARD LETTER TRACKER - UPDATE ON VENTURA  
COUNTY BOARD OF SUPERVISORS AGENDA ITEMS  
RELATED TO THE DISTRICT – A status report on what  
items District staff has recently presented, or may be  
presented, before the Ventura County Board of  
Supervisors.
  - Recommendation of Supervisor Parvin to Appoint  
Christopher Shubeck to the Waterworks District No  
17 Citizens' Advisory Committee 3/14
  - Collection of Certain Delinquent Water & Sewer  
Service , District 17. 6/6
  - Safe Drinking Water Consumer Confidence  
Reports 7/25
- H. UPDATE ON ADVANCED METERING  
INFRASTRUCTURE (AMI) IMPLEMENTATION –  
The AMI project is an integrated system of smart meters,  
communications networks, and data management  
systems that enables two-way communication between  
utilities and customers which is being implement within  
the District.

Month	District 1	District 19	District 17	District 38
May-21	2	0	103	60
Sep-21	4	2	117	69
Oct-21	4	2	117	73
Nov-21	4	2	120	74
Dec-21	6	2	120	76
Jan-22	7	2	121	78
Feb-22	168	16	128	88
Mar-22	189	19	136	95
Apr-22	203	24	138	98
May-22	214	26	139	98
Jun-22	337	36	149	112
Jul-22	475	44	163	128
Aug-22	534	48	173	130
Sep-22	580	51	185	140
Oct-22	641	57	187	145
Nov-22	654	58	188	147
Dec-22	662	58	188	147
Jan-23	691	58	189	148
Feb-23	735	57	181	150
Mar-23	747	58	183	150
Apr-23	774	61	185	152
May-23	824	68	188	153
Jun-23	837	69	192	154
Jul-23	910	74	192	160



5. DIRECTOR'S INFORMATIONAL ITEMS -  
Provides the opportunity for the Director to present items that are not within the subject matter of the District's Staff Report.
  - HOA / Equestrian Center Water Usage

Created 7/7/2023 8:51:16 AM  
 Customer 100996  
 Account 22161  
 Service , 30 HACKAMORE LN SUITE 8  
 Mailing Address:  
 BELL CANYON ASSN INC  
 30 HACKAMORE LN SUITE 8  
 BELL CANYON CA 91307-1000

40.58

Service	Read Date	Meter	Read Type	Previous Reading	Current Reading	Days	Consumption	Unit Of Measure	Average
Water	6/20/2023	84627565	Water	1426.0000	1463.0000	35	37.0000	HCF	1.06
Water	5/16/2023	84627565	Water	1398.0000	1426.0000	28	28.0000	HCF	1.00
Water	4/18/2023	84627565	Water	1378.0000	1398.0000	35	20.0000	HCF	0.57
Water	3/14/2023	84627565	Water	1363.0000	1378.0000	28	15.0000	HCF	0.54
Water	2/14/2023	84627565	Water	1345.0000	1363.0000	28	18.0000	HCF	0.64
Water	1/17/2023	84627565	Water	1333.0000	1345.0000	28	12.0000	HCF	0.43
Water	12/20/2022	84627565	Water	1288.0000	1333.0000	35	45.0000	HCF	1.29
Water	11/15/2022	84627565	Water	1240.0000	1288.0000	28	48.0000	HCF	1.71
Water	10/18/2022	84627565	Water	1196.0000	1240.0000	28	44.0000	HCF	1.57
Water	9/20/2022	84627565	Water	1145.0000	1196.0000	35	51.0000	HCF	1.46
Water	8/16/2022	84627565	Water	1101.0000	1145.0000	28	44.0000	HCF	1.57
Water	7/19/2022	84627565	Water	1017.0000	1101.0000	35	84.0000	HCF	2.40
Water	6/14/2022	84627565	Water	977.0000	1017.0000	28	40.0000	HCF	1.43
Water	5/17/2022	84627565	Water	940.0000	977.0000	28	37.0000	HCF	1.32
Water	4/19/2022	84627565	Water	907.0000	940.0000	35	33.0000	HCF	0.94
Water	3/15/2022	84627565	Water	882.0000	907.0000	28	25.0000	HCF	0.89
Water	2/15/2022	84627565	Water	856.0000	882.0000	28	26.0000	HCF	0.93
Water	1/18/2022	84627565	Water	836.0000	856.0000	35	20.0000	HCF	0.57
Water	12/14/2021	84627565	Water	812.0000	836.0000	28	24.0000	HCF	0.86
Water	11/16/2021	84627565	Water	755.0000	812.0000	28	57.0000	HCF	2.04
Water	10/19/2021	84627565	Water	664.0000	755.0000	35	91.0000	HCF	2.60
Water	9/14/2021	84627565	Water	602.0000	664.0000	28	62.0000	HCF	2.21
Water	8/17/2021	84627565	Water	563.0000	602.0000	28	39.0000	HCF	1.39
Water	7/20/2021	84627565	Water	503.0000	563.0000	35	60.0000	HCF	1.71
Water	6/15/2021	84627565	Water	459.0000	503.0000	28	44.0000	HCF	1.57
Water	5/18/2021	84627565	Water	408.0000	459.0000	28	51.0000	HCF	1.82

Created Dat 7/7/2023 8:57:19 AM

Customer N 100997

Account Nu 14612

Service Add 29 BAYMARE RD

Mailing Address:

BELL CYN EQUESTRIAN CTR

30 HACKAMORE LN SUITE 8

BELL CANYON CA 91307

203.78

Service	Read Date	Meter	Read Type	Previous Reading	Current Reading	Days	Consumption	Unit Of Measure	Average
Water	6/20/2023	91238574	Water	2681.0000	2911.0000	35	230.0000	HCF	6.57
Water	5/16/2023	91238574	Water	2496.0000	2681.0000	28	185.0000	HCF	6.61
Water	4/18/2023	91238574	Water	2388.0000	2496.0000	35	108.0000	HCF	3.09
Water	3/14/2023	91238574	Water	2306.0000	2388.0000	28	82.0000	HCF	2.93
Water	2/14/2023	91238574	Water	2201.0000	2306.0000	28	105.0000	HCF	3.75
Water	1/17/2023	91238574	Water	2133.0000	2201.0000	28	68.0000	HCF	2.43
Water	12/20/2022	91238574	Water	1989.0000	2133.0000	35	144.0000	HCF	4.11
Water	11/15/2022	91238574	Water	1815.0000	1989.0000	28	174.0000	HCF	6.21
Water	10/18/2022	91238574	Water	1584.0000	1815.0000	28	231.0000	HCF	8.25
Water	9/20/2022	91238574	Water	1243.0000	1584.0000	35	341.0000	HCF	9.74
Water	8/16/2022	91238574	Water	1007.0000	1243.0000	28	236.0000	HCF	8.43
Water	7/19/2022	91238574	Water	732.0000	1007.0000	35	275.0000	HCF	7.86
Water	6/14/2022	91238574	Water	508.0000	732.0000	28	224.0000	HCF	8.00
Water	5/17/2022	91238574	Water	280.0000	508.0000	28	228.0000	HCF	8.14
Water	4/19/2022	91238574	Water	90.0000	280.0000	35	190.0000	HCF	5.43
Water	3/15/2022	91238574	Water	0.0000	90.0000	13	90.0000	HCF	6.92
Water	3/2/2022	75838741	Water	25782.0000	25885.0000	15	103.0000	HCF	6.87
Water	2/15/2022	75838741	Water	25615.0000	25782.0000	28	167.0000	HCF	5.96
Water	1/18/2022	75838741	Water	25544.0000	25615.0000	35	71.0000	HCF	2.03
Water	12/14/2021	75838741	Water	25414.0000	25544.0000	28	130.0000	HCF	4.64
Water	11/16/2021	75838741	Water	25248.0000	25414.0000	28	166.0000	HCF	5.93
Water	10/19/2021	75838741	Water	24943.0000	25248.0000	35	305.0000	HCF	8.71
Water	9/14/2021	75838741	Water	24610.0000	24943.0000	28	333.0000	HCF	11.89
Water	8/17/2021	75838741	Water	24260.0000	24610.0000	28	350.0000	HCF	12.50
Water	7/20/2021	75838741	Water	23846.0000	24260.0000	35	414.0000	HCF	11.83
Water	6/15/2021	75838741	Water	23555.0000	23846.0000	28	291.0000	HCF	10.39
Water	5/18/2021	75838741	Water	23294.0000	23555.0000	28	261.0000	HCF	9.32

5. DIRECTOR'S INFORMATIONAL ITEMS -  
Provides the opportunity for the Director to present items that are not within the subject matter of the District's Staff Report.
  - Quarterly O&M Update



# District 17 O&M Updates

---

FY 2023 – Fourth Quarter (April 1, 2023 – June 30, 2023)

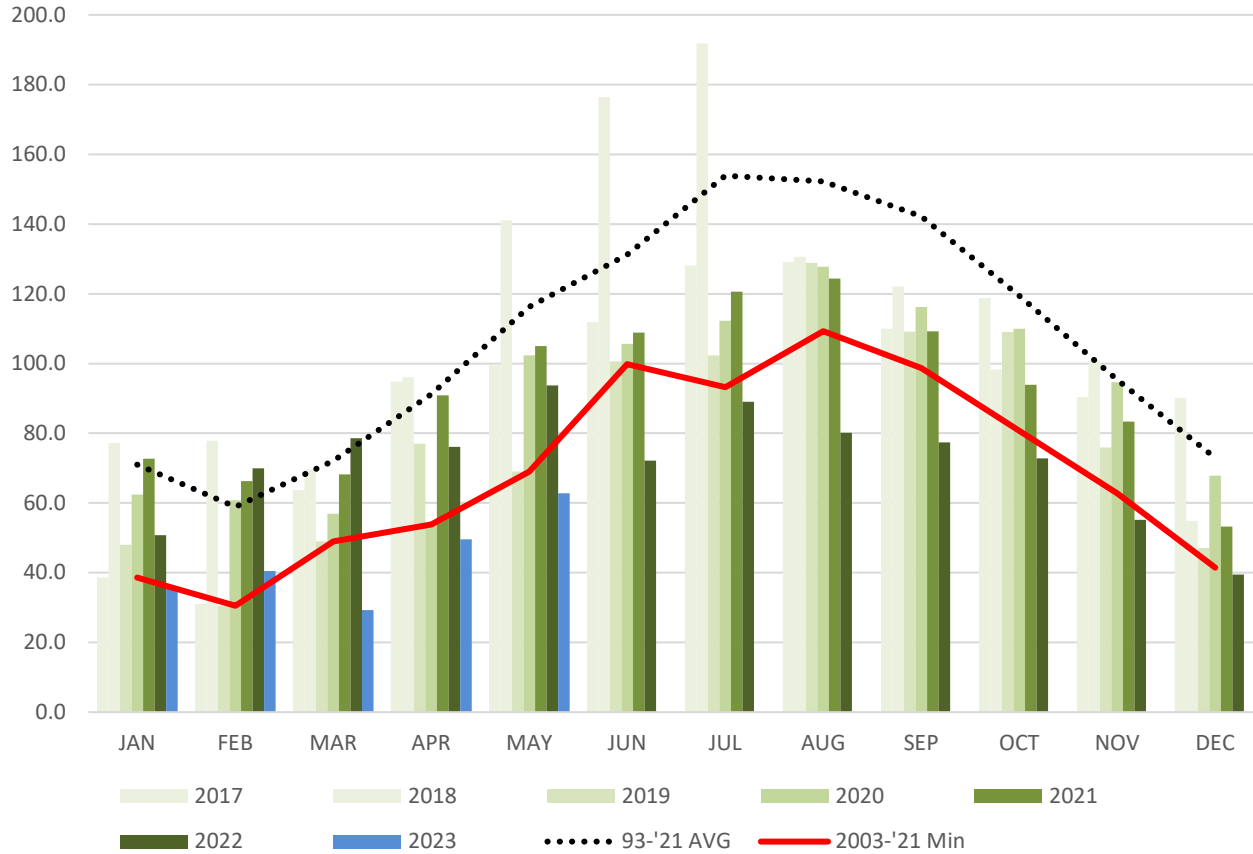
# Operations & Maintenance – Distribution/Service Repairs

- ▶ No Main line leaks
- ▶ 1 service leak on Saddlebow
- ▶ 1 Fire Hydrant hit/leak from vehicle on Bell Canyon Rd
- ▶ Conducted 1 Fire Flow test
- ▶ Completed 50% of Cla-Val PRV maintenance
- ▶ Completed Lead service line inventory

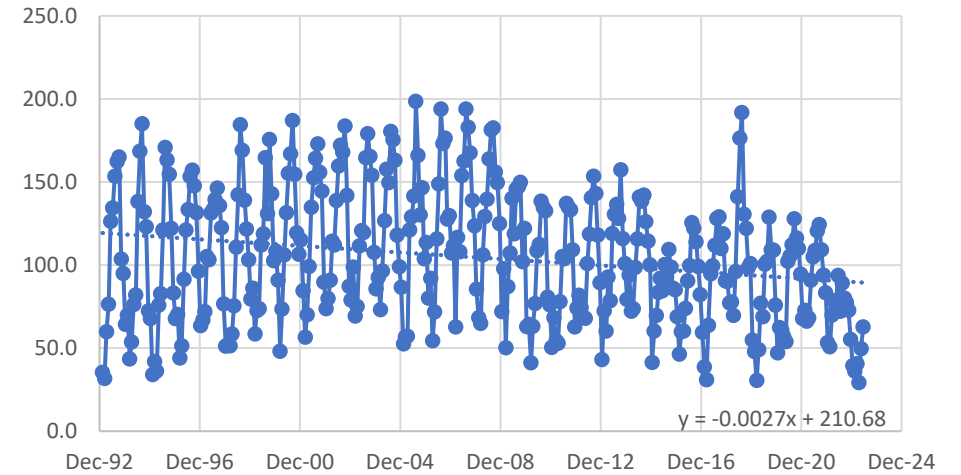


# Operations & Maintenance – Source Water

District 17 Monthly Demand (AF)

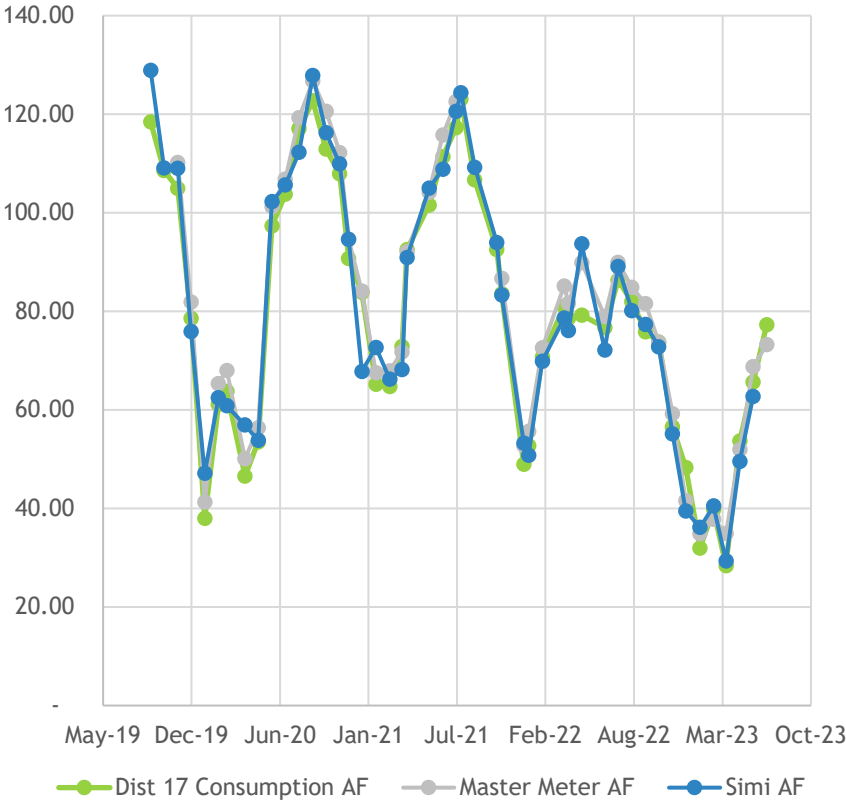


Simi Water Production (AF)

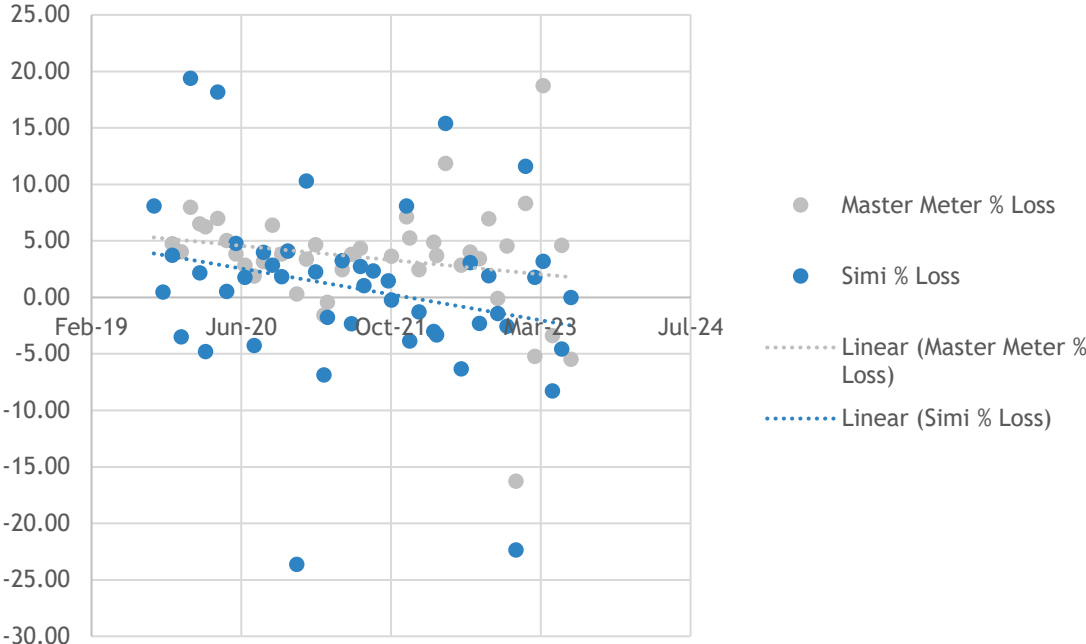


# Operations & Maintenance – Source Water

D17 Demand



% Water Loss



# Customer Service and Meter Reading

- ▶ Customer Account Activity (turn on/off)
  - ▶ Labor cost of \$2,747
- ▶ Customer Service Orders (check for leaks, verify reads, pressure, etc.)
  - ▶ Labor cost of \$7,413
- ▶ Line Location
  - ▶ Labor cost of \$2,546
- ▶ Meter Testing/Replacements (0)
  - ▶ Labor cost of \$0

# Operations & Maintenance – Looking Forward

- ▶ Remaining 50% Cla-Val maintenance
- ▶ Weed abatement

# Engineering - Capital Improvement Projects

- ▶ New Water Reservoir #3 and Pipeline Design of Stagecoach to Saddlebow Crossing
  - ▶ ~\$10M
  - ▶ 30% Design underway
    - ▶ Geotech was given notice to proceed
  - ▶ Key issue:
    - ▶ Funding, Land Agreements, Geotech
- ▶ Following 30% design: HOA design review and CEQA process



# Questions?

---

5. **DIRECTOR'S INFORMATIONAL ITEMS -**  
Provides the opportunity for the Director to present items that are not within the subject matter of the District's Staff Report.

6. COMMITTEE MEMBERS' COMMENTS/FUTURE AGENDA ITEMS

7. ADJOURNMENT

\*The next regularly scheduled District 17 CAC meeting will be held on September 19, 2023.