

Central Services
Joan Araujo, Director

Engineering Services
Christopher Cooper, Director

Roads & Transportation
Anitha Balan, Acting Director

Water & Sanitation
Joseph Pope, Director

Watershed Protection
Glenn Shephard, Director

May 9, 2023

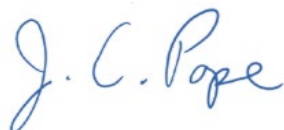
**NOTICE OF A MEETING OF
VENTURA COUNTY WATERWORKS DISTRICT NO. 17
BELL CANYON CITIZENS' ADVISORY COMMITTEE**

NOTICE IS HEREBY GIVEN that a meeting of the Ventura County Waterworks District No. 17 Citizens' Advisory Committee will be held **Tuesday, May 16, 2023**, from 7:00 p.m. to adjournment at the **Bell Canyon Homeowner's Association, 30 Hackamore Lane, Bell Canyon, California.**

Members of the public are also invited to attend the meeting via Zoom. To electronically join the meeting please follow the provided steps – At the specific time (7:00 p.m.) dial the number (669) 900-6833, when prompted enter the meeting ID 470 052 7072. You can also join the meeting by visiting this link - **Join Zoom Meeting**
<https://us02web.zoom.us/j/4700527072>

Advisory Committee Members: Please contact the District Office by telephone at (805-378-3005), or by email at wspc@ventura.org, no later than May 12, 2023 if you are unable to participate in the meeting.

Sincerely,



Joseph C. Pope, P.E.
Director
Water and Sanitation



AGENDA OF THE MEETING

1. CALL TO ORDER
2. APPROVAL OF THE MINUTES OF THE JANUARY 17, 2022 MEETING
3. PUBLIC COMMENTS
Members of the public may address the Citizens' Advisory Committee (CAC) on items of interest to the public that are within the subject matter jurisdiction of the Committee, but do not appear on the agenda. With respect to agenda items, the public will be given an opportunity to address the Committee when the item is reached in the meeting.
4. DISTRICT STAFF REPORT
 - A. BUDGET AND FINANCIAL REVIEW - An update on the budget and financial status of the District.
 - B. CAPITAL PROJECTS – The Capital Project Status Report provides regular reporting on the status of active capital projects within the District.
 - C. WATER QUALITY REPORT – A report regarding water quality complaints, if any, received by the District since the previous CAC meeting and how these complaints were resolved.
 - D. WATER SUPPLY CONDITIONS – An update on water supply conditions within the District, Southern California, and throughout the State.
 - E. CALLEGUAS MUNICIPAL WATER DISTRICT / METROPOLITAN WATER DISTRICT OF SOUTHERN CALIFORNIA UPDATE – An update on decisions and rulings by these agencies which may impact the District.
 - F. UPDATE ON AVENUES OF PUBLIC OUTREACH – How the District is reaching out to its customers concerning water conservation.
 - G. BOARD LETTER TRACKER - UPDATE ON VENTURA COUNTY BOARD OF SUPERVISORS AGENDA ITEMS RELATED TO THE DISTRICT – A status report on what items District staff has recently presented, or may be presented, before the Ventura County Board of Supervisors.

- H. UPDATE ON ADVANCED METERING INFRASTRUCTURE (AMI) IMPLEMENTATION - The AMI project is an integrated system of smart meters, communications networks, and data management systems that enables two-way communication between utilities and customers which is being implement within the District.
5. DIRECTOR'S INFORMATIONAL ITEMS - Provides the opportunity for the Director to present items that are not within the subject matter of the District's Staff Report.
- HOA / Equestrian Center Water Usage
 - Quarterly O&M Update
6. COMMITTEE MEMBERS' COMMENTS/FUTURE AGENDA ITEMS
7. ADJOURNMENT

*The next regularly scheduled District 17 CAC meeting will be held on July 18, 2023.

****NOTICES:** The following information is provided to help you understand, follow, and participate in the Board meeting: Public Comments – Public comment is the opportunity for members of the public to participate in meetings by addressing the Citizens Advisory Committee in connection with one or more agenda or non-agenda items.

- If you wish to make a comment on a specific agenda item, please sign on to Zoom and you will be given an opportunity to be heard. If you prefer to submit your comment in writing, submit your comment via email by 5:00 p.m. on the day prior to the Committee meeting. Please submit your comment to WSPC@ventura.org. Please indicate in the Subject Line, the Agenda item number (e.g., Item No. 3A). Your email will be read by the Water and Sanitation Director and placed into the record.
- If you are watching the live stream of the Committee meeting and would like to make a general public comment for items not on the day's agenda or to comment on a specific agenda item as it is being heard, please submit sign on to Zoom and you will be given an opportunity to be heard. If you prefer to submit your comment in writing, submit your comment to WSPC@ventura.org. Please indicate in the Subject Line, the Agenda item number (e.g., Item No. 3A). Every effort will be made to read your comment into the record, but some comments may not be read due to time limitations. Comments received after an agenda item will be made part of the record if received prior to the end of the meeting.

IN COMPLIANCE WITH THE AMERICANS WITH DISABILITIES ACT, IF YOU NEED SPECIAL ASSISTANCETO PARTICIPATE IN THIS MEETING, PLEASE CONTACT (805) 378-3005. REASONABLE ADVANCE NOTIFICATION OF THE NEED FOR ACCOMODATION PRIOR TO THE MEETING (48 HOURS ADVANCE NOTICE IS PREFERABLE) WILL ENABLE US TO MAKE REASONABLE ARRANGEMENTS TO ENSURE ACCESSIBILITY TO THIS MEETING.

DRAFT

CITIZENS' ADVISORY COMMITTEE VENTURA COUNTY WATERWORKS DISTRICT NO. 17 MINUTES OF THE JANUARY 17, 2022, TELECONFERENCE MEETING

COMMITTEE MEMBERS IN ATTENDANCE: (In person), Ronald Marks, Neil Sokoler
(On zoom) Lisa Riccomini-Clancy, Steve Price,
Greg McHugh

COMMITTEE MEMBERS ABSENT: None

COMMITTEE MEMBER VACANCY: None

STAFF: Joseph Pope, Director
June Kim, Engineering Manager
Scott Meckstroth, O&M Deputy Director
Debra Cavaletto, Accounting Manager II
Jean Fontayne, Staff Services Manager II

GUESTS: Kathryn Ehret, Executive Aide (BOS, District 4)
Chelsea Kennedy, Office of Supervisor Janice S. Parvin

* * *

1. CALL TO ORDER - The meeting was called to order at 7:07 PM
2. APPROVAL OF THE MINUTES OF THE NOVEMBER 15, 2022, MEETING
 - Mr. Sokoler moved to approve the minutes. Ms. Riccomini-Clancy seconded this motion. Vote: Ayes – 3, Nays – 0.
3. PUBLIC COMMENTS
 - None
4. DISTRICT STAFF REPORT
 - A. BUDGET AND FINANCIAL REVIEW –
 - The first three months of the fiscal year, ending November 2022. Have included Water Usage and Purchase. Planned, actual and projecting. Comment: next to AF put the dates
 - B. CAPITAL PROJECTS
 - Bell Canyon Reservoir No. 3. Access to easement for trail. We are proceeding with surveys.
 - Bell Canyon Creek Crossing Pipeline Replacement. Geotech, then environmental. Two years for design. Completion 2026. Mr. McHugh suggests taking out old pipe.

Minutes of the Ventura County Waterworks District No. 17
Citizens' Advisory Committee Meeting
Ventura County Water and Sanitation
Minutes of the January 17, 2023, Meeting

C. WATER QUALITY REPORT –

- None

D. WATER SUPPLY CONDITIONS –

- Drought moderate to severe
- Reservoir levels Oroville and San Luis look good.
- Snowpack chart displayed – early snowpack looks good

E. CALLEGUAS MUNICIPAL WATER DISTRICT/ METROPOLITAN WATER DISTRICT OF SOUTHERN CALIFORNIA UPDATE

- State will revisit allocations April 1st.

F. UPDATE ON AVENUES OF PUBLIC OUTREACH

- Prop 218 Notice was sent out, Notifying rate increase. 1 letter of protest.

G. BOARD LETTER TRACKER – UPDATE ON VENTURA COUNTY BOARD OF SUPERVISORS AGENDA ITEMS RELATED TO THE DISTRICT -

- Rules & Regulations revised Parts 1, 2, 4 6, 7, 8, and 10 – February 7, 2023
- Waterworks District 17-Public Hearing Regarding Proposed Increases to Water Rates and Service – February 28, 2023
- Water and Sewer System Improvement Construction Standards – February 28, 2023

H. UPDATE ON ADVANCED METERING INFRASTRUCTURE (AMI) –

- AMI usage signups flat.

5. DIRECTOR'S INFORMATIONAL ITEMS - Provides the opportunity for the Director to present items that are not within the subject matter of the District's Staff Report.

A. HOA/Equestrian Center Water Usage –

- Water usage is average HOA/Equestrian Center.

6. COMMITTEE MEMBERS' COMMENTS / FUTURE AGENDA ITEMS –

- Water rate increase March billing.

7. ADJOURNMENT – The meeting adjourned at 7:32 PM

Next meeting March 21, 2023

3. PUBLIC COMMENTS

Members of the public may address the Citizens' Advisory Committee (CAC) on items of interest to the public that are within the subject matter jurisdiction of the Committee, but do not appear on the agenda. With respect to agenda items, the public will be given an opportunity to address the Committee when the item is reached in the meeting.

4. **DISTRICT STAFF REPORT**

A. BUDGET AND FINANCIAL REVIEW - An update on the budget and financial status of the District.

| CURRENT PERIOD ACTIVITIES TO AP9 FY23 ENDING 3/31/2022 | | | | | | | | | |
|--|-----------------|-----------------------|---------------------|---------------------|-----------------------|-----------------------|-----------------------|-----------------------|-----------------------|
| | | FY18 | FY19 | FY20 | | | FY23 ADJ | | FY23 YR-END |
| | | ACTUAL | ACTUAL | ACTUAL | FY21 ACTUAL | FY22 ACTUAL | BUDGET | FY23 ACTUAL | PRJ |
| Total Beginning Balances | | \$3,122,256 | \$2,935,670 | \$2,578,006 | \$2,462,051 | \$2,448,743 | \$2,727,920 | \$2,727,920 | \$2,727,920 |
| Total Ending Balances | | \$2,935,670 | \$2,578,006 | \$2,462,051 | \$2,448,743 | \$2,727,920 | \$1,677,716 | \$2,758,805 | \$2,256,984 |
| Total Proposed Targets | | \$982,962 | \$961,870 | \$928,603 | \$1,032,133 | \$1,035,161 | \$1,206,708 | \$367,701 | \$946,589 |
| Alert | | ok | ok | ok | ok | ok | ok | ok | ok |
| | | FY18 | FY19 | FY20 | | | FY23 ADJ | | FY23 YR-END |
| O&M/ Rate Stab Fund | | ACTUAL | ACTUAL | ACTUAL | FY21 ACTUAL | FY22 ACTUAL | BUDGET | FY23 ACTUAL | PRJ |
| Beginning Balances | | \$1,741,109 | \$1,406,041 | \$877,907 | \$863,180 | \$1,209,827 | \$1,527,458 | \$1,527,458 | \$1,527,458 |
| O&M Revenue | | | | | | | | | |
| Interest Earning | | \$0 | - | - | - | - | \$0.0 | \$0 | - |
| State Aid for Disaster | | \$0 | \$0 | 71,169.0 | - | 14,375.5 | \$0.0 | \$5,385 | - |
| Special Assessment | | \$8,320 | 6,372.9 | 7,077.8 | 7,044.0 | 6,098.8 | \$5,930.4 | \$1,448,295 | 6,230.44 |
| Line Extension/Permit Fees | | \$2,005 | 1,245.0 | 1,255.0 | 1,375.0 | 1,770.7 | \$1,500.0 | \$26,297 | 1,500.00 |
| Meter Sales And Install Fee | | \$3,587 | 1,015.0 | 1,265.0 | 1,760.0 | 2,306.0 | \$900.0 | \$695 | 2,700.00 |
| Other Revenue-Misc | | \$36,752 | 31,816.7 | 70,065.2 | 9,508.7 | 59,932.9 | \$40,215.9 | \$2,665 | 35,584.00 |
| Water Sales | | \$2,532,939 | 2,342,070.5 | 2,534,895.3 | 3,182,493.6 | 3,124,135.3 | \$3,369,474.3 | \$1,237 | 2,613,163.00 |
| Gain/Loss Capital Assets | | \$0 | - | - | - | - | \$0.0 | \$0 | - |
| CAFR Adjustments | | | | | | | \$0.0 | | |
| Total - O&M Revenue | | \$2,583,603 | 2,382,520.1 | 2,685,727.3 | 3,202,181.3 | 3,208,619.2 | \$3,418,021 | \$1,484,573.5 | \$2,659,177 |
| O&M Expenditure | | | | | | | | | |
| System Maintenance Supplies & Contracts | | \$69,839 | 224,834.3 | 107,601.4 | 58,720.2 | 57,150.5 | \$159,900 | \$47,133 | \$137,076 |
| Improvement Maintenance | | \$1,205 | 2,308.1 | 0.1 | 2,720.0 | 439.5 | \$0 | \$845 | \$845 |
| Buildings And Improvements Maintenance | | | | | | | \$0 | \$0 | \$0 |
| Equipment | | \$8,665 | - | 681.8 | - | - | \$8,000 | \$0 | \$8,000 |
| Indirect Cost Recovery | | \$21,800 | 24,786.0 | 17,652.0 | 16,081.0 | 8,952.0 | \$12,019 | \$5,927 | \$12,000 |
| Misc. Expense | | \$59,502 | 93,546.1 | 55,917.4 | 54,865.9 | 93,505.4 | \$70,497 | \$30,957 | 68,972.91 |
| Other Prof. & Spec. Svcs | | \$4,363 | 23,225.0 | 861.1 | 1,195.2 | 7,730.7 | \$30,000 | \$0 | \$15,000 |
| State Permit/Fees | | \$0 | 5,000.0 | 4,600.0 | 4,600.0 | 6,100.0 | \$5,000 | \$0 | 5,000 |
| O&M Labor | | \$333,910 | 406,019.4 | 442,390.2 | 389,844.8 | 347,586.7 | \$532,800 | \$208,648 | \$412,782 |
| Management And Admin Survey ISF | | \$96,400 | 107,700.0 | 85,900.0 | 101,300.0 | 135,900.0 | \$136,600 | \$90,300 | \$136,600 |
| Engineering And Technical Surveys | | \$0 | - | - | - | - | \$15,000 | \$0 | \$6,000 |
| Water Analysis | | \$280 | 824.0 | 280.0 | 565.0 | 1,652.1 | \$5,000 | \$1,018 | \$4,018 |
| Cross Connection Fees | | \$0 | 500.0 | 400.0 | 300.0 | 100.0 | \$500 | \$0 | \$500 |
| Water Purchases | | \$2,134,260 | 1,858,489.3 | 1,599,864.5 | 2,077,838.9 | 2,116,530.4 | \$2,363,767 | \$985,239 | 1,795,500 |
| Water System Power | | \$3,710 | 254.4 | 2,834.2 | 3,953.4 | 3,724.7 | \$4,000 | \$2,798 | \$2,797 |
| Depreciation Expense | | \$104,217 | 104,217.4 | 104,361.0 | 104,049.2 | 104,187.5 | \$105,158 | \$78,212 | \$105,200 |
| Contribution to other Funds | | \$13,021 | 9,355.7 | 742.2 | - | 7,429.2 | \$30,800 | \$19,233 | \$30,800 |
| Meter Purchase | | \$1,500 | 20,900.0 | 10,100.0 | 39,500.0 | - | \$0 | \$0 | - |
| Conservation Program | | \$0 | - | - | - | - | \$0 | \$0 | - |
| Contingencies | | \$0 | - | \$0 | - | - | \$0 | \$0 | \$0 |
| CAFR Adjustment | | \$66,000 | \$28,694 | \$266,269 | \$0 | - | \$0 | | |
| Total - O&M Expenditure | | \$2,918,672 | \$2,910,654 | 2,700,454.6 | \$2,855,534 | \$2,890,989 | \$3,479,041 | \$1,470,309 | \$2,741,090 |
| Result of Operation | | (\$335,069) | (\$528,134) | (\$14,727) | \$346,648 | \$317,631 | (\$61,020) | \$14,265 | (\$81,913) |
| Transfer to/fr Capital Reserve | | \$0 | \$0 | \$0 | \$0 | \$0 | \$0 | \$0 | \$0 |
| Ending Balances | | \$1,406,040.63 | \$877,907.03 | \$863,179.78 | \$1,209,827.48 | \$1,527,457.98 | \$1,466,437.79 | \$1,541,722.68 | \$1,445,544.96 |
| Total Purchase | AF | 1,268 | 1049.0 | 965.6 | 1197.9 | 1065.7 | 1210.0 | 522.3 | 878.9 |
| Total Usage | AF | 1,198 | 971.4 | 960.7 | 1131.2 | 1037.3 | 1137.4 | 499.5 | 876.5 |
| Minimum Balance | | | | | | | | | |
| 25% | of O&M expenses | \$729,668 | \$727,663 | \$675,114 | \$713,883 | \$722,747 | \$869,760 | \$367,577 | \$685,273 |
| 10% | of rate revenue | \$253,294 | \$234,207 | \$253,490 | \$318,249 | \$312,414 | \$336,947 | \$124 | \$261,316 |

| Acquisition&Replacement Fund | | FY18 | FY19 | FY20 | FY23 ADJ | | FY23 YR-END | | |
|--|-----------|--------------------|--------------------|--------------------|--------------------|--------------------|--------------------|--------------------|--------------------|
| | | ACTUAL | ACTUAL | ACTUAL | FY21 ACTUAL | FY22 ACTUAL | BUDGET | FY23 ACTUAL | PRJ |
| Beginning Balances | | \$1,381,147 | \$1,529,629 | \$1,700,099 | \$1,598,871 | \$1,238,915 | \$1,200,462 | \$1,200,462 | \$1,200,462 |
| Capital Sources of Funds | | | | | | | | | |
| Interest Earning | | \$43,006 | 66,777.6 | 55,454.0 | 14,372.1 | 10,273.2 | \$10,492 | \$0 | \$10,500 |
| Capital Improvement Chrgs | | \$1,260 | 1,475.0 | 900.0 | 540.0 | 540.0 | \$1,300 | \$681 | 1,300 |
| Gain/Loss Capital Assets | | \$0 | - | - | - | - | \$0 | \$0 | - |
| Loan Proceeds | | \$0 | \$0 | \$0 | \$0 | - | \$0 | \$0 | - |
| Depreciation Expense | CY Funded | \$104,217 | \$104,217 | \$104,361 | \$104,049 | 104,187.5 | \$105,158 | \$78,212 | \$105,200 |
| Total - Capital Sources of Funds | | \$148,483 | \$172,470 | \$160,715 | \$118,961 | \$115,001 | \$116,950 | \$78,893 | \$117,000 |
| Capital Uses of Funds | | | | | | | | | |
| Water System Improvement: | | | | | | | | | |
| System Improvement Maintenance | | \$0 | - | 50.0 | (0.0) | - | \$320,000 | \$0 | 100,000 |
| Reservoir Improvement | | \$0 | - | 129,499.5 | 450,355.2 | - | \$0 | \$0 | - |
| SCADA Improvement | | \$0 | - | - | - | - | \$0 | \$0 | - |
| General Improvement Maintenance | | \$0 | - | 42,793.4 | - | - | \$15,000 | \$0 | \$14,155 |
| Total Water System Improvement | | \$0 | \$0 | \$172,343 | \$450,355 | - | \$335,000 | \$0 | \$114,155 |
| Water Construction Project: | | | | | | | | | |
| Connection bet. 2 Pressure Zone | | \$0 | - | - | - | - | \$0 | - | \$0 |
| 1.74 MG Reservoir with piping within Zone 1924 | | \$0 | 2,000.0 | 89,600.0 | 28,562.3 | 153,453.5 | \$731,134 | 62,000.0 | \$351,868 |
| HighPressurePipeline fr HaciendaRd to Dappelgray | | \$0 | - | - | - | - | \$0 | \$0 | \$0 |
| Total Water Construction Project | | \$0 | \$2,000 | \$89,600 | \$28,562 | \$153,454 | \$731,134 | 62,000.0 | \$351,868 |
| Other Equipment | | | | | | | 40,000.0 | 272.5 | 40,000.0 |
| Total - Capital Uses of Funds | | \$0 | \$2,000 | \$261,943 | \$478,918 | \$153,454 | \$1,106,134 | \$62,273 | \$506,023 |
| Net Capital Fund | | \$148,483 | \$170,470 | (\$101,228) | (\$359,956) | (\$38,453) | (\$989,184) | \$16,620 | (\$389,023) |
| Transfer to/fr O&M / Rate Stabilization Fund | | \$0 | \$0 | \$0 | \$0 | \$0 | \$0 | \$0 | \$0 |
| Prior Year CAFR Adjustments | | | | \$0 | \$0 | \$0 | | | |
| Ending Fund Balance | | \$1,529,629 | \$1,700,099 | \$1,598,871 | \$1,238,915 | \$1,200,462 | \$211,279 | \$1,217,083 | \$811,439 |

| WATERWORKS DISTRICT #17-BELL CANYON | | | | | | | |
|--|---|-----------------|-------------------|-------------------|--------------|-------------------|-------------------------------------|
| CURRENT PERIOD ACTIVITIES TO AP9 FY23 ENDING 3/31/2022 | | | | | | | |
| | | ACTUAL | Adopted Budget | Current | % of | Yr-End Projection | |
| | DESCRIPTION | FY 22 | FY 23 | Actual | Act/Adpt Bud | 6/30/2023 | COMMENTS |
| | EXPENDITURES | | | | | | |
| 1 | System Maintenance Supplies & Contracts | 57.2 | 126.3 | 47.1 | 37% | 137.1 | |
| 2 | General Maint Supplies | 37.0 | 76.3 | 37.3 | 49% | 95.5 | |
| | PR #1 Sump Pump | | 10.0 | | | | |
| | Reservoir Sampling Ports | | 10.0 | | | | |
| 3 | CLA Valve Maintenance | 0.0 | 0.0 | 0.0 | | 2.0 | |
| 4 | Pipe Materials | 8.3 | 0.0 | 9.8 | | 12.3 | |
| 5 | Valve Replacement | 0.0 | 0.0 | 0.0 | | 0.0 | |
| 6 | Ladder Fall Protection | 0.0 | 0.0 | 0.0 | | 0.0 | |
| 7 | Reservoir 1 Recoat | 11.8 | 0.0 | 0.0 | | 0.0 | |
| 8 | Adjust Valve Stacks | 0.0 | 10.0 | 0.0 | 0% | 2.5 | |
| 9 | Utility Billing System Maintenance | 0.0 | 0.0 | 0.0 | | 6.8 | |
| 10 | SCADA | 0.1 | 0.0 | 0.0 | | 5.0 | SCADA Integrating & Troubleshooting |
| 11 | Emergency Repairs | 0.0 | 20.0 | 0.0 | 0% | 13.0 | |
| 12 | Improvement Maintenance | 0.4 | 0.0 | 0.8 | | 0.8 | |
| 13 | Equipment | 0.0 | 8.0 | 0.0 | 0% | 8.0 | ami Zone Meter |
| 14 | Indirect Cost Recovery | 9.0 | 12.0 | 5.9 | 49% | 12.0 | |
| 15 | Misc. Expense | 93.5 | 70.5 | 31.0 | 44% | 69.0 | |
| 16 | Other Prof. & Spec. Svcs | 7.7 | 30.0 | 0.0 | 0% | 15.0 | purchasing chgs, equipmental rental |
| 17 | Engineering And Technical Surveys | 0.0 | 15.0 | 0.0 | 0% | 6.0 | |
| 18 | State Permit/Fees | 6.1 | 5.0 | 0.0 | 0% | 5.0 | Reservoir Inspection, Pressure maps |
| 19 | O&M Labor | 347.6 | 532.8 | 208.6 | 39% | 412.78 | |
| 20 | Management And Admin Survey ISF | 135.9 | 136.6 | 90.3 | 66% | 136.6 | CCR's; GS Atlas Maps |
| 21 | Water Analysis | 1.7 | 5.0 | 1.0 | 20% | 4.0 | Dept. of Health & Safety fees |
| 22 | Cross Connection Fees | 0.1 | 0.5 | 0.0 | 0% | 0.5 | |
| 23 | Water Purchases | 2,116.5 | 2,363.8 | 985.2 | 42% | 1,795.5 | |
| 24 | Water System Power | 3.7 | 4.0 | 2.8 | 70% | 2.8 | |
| 25 | Depreciation Expense | 104.2 | 105.2 | 78.2 | 74% | 105.2 | |
| 26 | Contribution to other Funds | 7.4 | 30.8 | 19.2 | 62% | 30.8 | |
| 27 | Meter Purchase | 0.0 | 0.0 | 0.0 | | 0.0 | |
| 28 | Conservation Program | 0.0 | 0.0 | 0.0 | | 0.0 | |
| 29 | Contingencies | 0.0 | 0.0 | 0.0 | | 0.0 | |
| 30 | TOTAL EXPENDITURES | 2,891.0 | 3,445.4 | 1,470.3 | | 2,741.1 | |
| 31 | REVENUES | | | | | | |
| 32 | Interest Earning | 0.0 | 0.0 | 0.0 | | 0.0 | |
| 32 | State Aid for Disaster | 14.4 | 0.0 | 5.4 | | 0.0 | Covid Federal Aid |
| 33 | Special Assessment | 6.1 | 5.9 | 1,448.3 | 24421% | 6.2 | |
| 34 | Line Extension/Permit Fees | 1.8 | 1.5 | 26.3 | 1753% | 1.5 | |
| 35 | Meter Sales And Install Fee | 2.3 | 0.9 | 0.7 | 77% | 2.7 | |
| 36 | Other Revenue-Misc | 59.9 | 40.2 | 2.7 | 7% | 35.6 | |
| 37 | Water Sales | 3,124.1 | 3,369.5 | 1.2 | 0% | 2,613.2 | |
| 39 | TOTAL REVENUES | 3,208.6 | 3,418.0 | 1,484.6 | | 2,659.2 | |
| 40 | RESULT OF OPERATION | 317.6 | (27.4) | 14.3 | | (81.9) | |
| 41 | O&M Fund Balance Reserve: | | | | | | |
| 42 | Beginning Fund Balance | 1,209.83 | \$1,527.46 | \$1,527.46 | | \$1,527.46 | |
| 43 | CAFR Adjustments/FY212312-Purchases | - | | \$0.00 | | \$0.00 | CityOfSimiValley-AccruedPurchases |
| 44 | Net of Operation | 317.63 | (27.42) | 14.26 | | (81.91) | |
| 45 | O&M Fund Balance Reserve: | 1,527.46 | \$1,500.04 | \$1,541.73 | | \$1,445.55 | |
| 46 | Required O&M Fund Reserve: 25% of Exp. | \$722.75 | \$861.36 | \$367.58 | | \$685.27 | |
| 46 | O&M FBR vs Required Reserve | ok | ok | ok | | ok | |

| WATERWORKS DISTRICT #17-BELL CANYON | | | | | | | | | |
|--|--|----------------|----------------------------|----------------------|----------------|----------------|-------------|-------------------|---|
| CURRENT PERIOD ACTIVITIES TO AP9 FY23 ENDING 3/31/2023 | | | | | | | | | |
| | A | B | | C | D | E | F | H | I |
| | ACTUAL | ADOPTED BUDGET | ADJUSTED BUDGET | CURRENT PERIOD FY 23 | | | % of | Yr-End Projection | CURRENT PERIOD |
| DESCRIPTION | FY 22 | FY 23 | FY 23 | EXP/REV | ENC | TOTAL | Act/Bud | 6/30/2023 | COMMENTS |
| 1 NON CAPITALIZED EXPENDITURES: | | | | | | | | | |
| 2 General Improvement Maintenance | 0.0 | 15.0 | 15.0 | 0.0 | 0.0 | 0.0 | 0.0% | 14.2 | Reservoir & Facilities Security/Fencing |
| 5 Sub-Total Non Capitalized Expenditures | 0.0 | 15.0 | 15.0 | 0.0 | 0.0 | 0.0 | | 14.2 | |
| 6 WATER SYSTEM IMPROVEMENT: | | | | | | | | | |
| 7 General System Improvements | 0.0 | 200.0 | 200.0 | 0.0 | 0.0 | 0.0 | 0.0% | 100.0 | |
| 9 Resv. No. 2 - Floor Repair, Re-Line, & Coat 2MG tank | 0.0 | 0.0 | 0.0 | 0.0 | 0.0 | 0.0 | | 0.0 | |
| System Improvement Maintenance | | 120.0 | 120.0 | 0.0 | (39.3) | (39.3) | 0.0% | 0.0 | |
| SCADA "Hop" Tower | | 0.0 | 0.0 | 0.0 | 0.0 | 0.0 | | 0.0 | |
| 10 Sub-Total Water System Improvement | 0.0 | 320.0 | 200.0 | 0.0 | 0.0 | 0.0 | | 100.0 | |
| 11 WATER CONSTRUCTION PROJECT | | | | | | | | | |
| 12 1.74 MG Reservoir with piping within Zone 1924 | 153.5 | 500.0 | 731.1 | 62.0 | 231.1 | 293.1 | 8.5% | 351.9 | |
| Other Equipment | 0.0 | 40.0 | 40.0 | 0.3 | 0.0 | 0.3 | 0.7% | 40.0 | |
| 14 Sub-Total Water Water Construction Project | 153.5 | 540.0 | 771.1 | 62.3 | 231.1 | 293.4 | 54.3% | 391.9 | |
| 15 Total Expenditures | 153.5 | 875.0 | 986.1 | 62.3 | 231.1 | 293.4 | | 506.0 | |
| 16 REVENUES | | | | | | | | | |
| 17 Interest Earning | 10.3 | 10.5 | 10.5 | 0.0 | 0.0 | 0.0 | 0.0% | 10.5 | |
| 18 Capital Improvement Chrgs | 0.5 | 1.3 | 1.3 | 0.7 | 0.0 | 0.7 | 52.4% | 1.3 | |
| Loan Proceeds | 0.0 | 0.0 | 0.0 | 0.0 | 0.0 | 0.0 | | 0.0 | |
| 19 Total Revenues | 10.8 | 11.8 | 11.8 | 0.7 | 0.0 | 0.7 | 5.8% | 11.8 | |
| 20 Net Capital Fund | (142.7) | (863.2) | (974.3) | (61.6) | (231.1) | (292.7) | | (494.2) | |
| 21 Beginning Capital Fund Balance | 1,238.8 | 1,200.5 | 1,200.5 | 1,200.5 | | 1,200.5 | | 1,200.5 | |
| 22 | | | | | | | | | |
| 23 Depreciation Expense | 104.2 | 105.2 | 105.2 | 78.2 | | 78.2 | | 105.2 | |
| 24 Ending Capital Fund Balance Reserve | 1,200.5 | 442.5 | 331.4 | 1,217.2 | | 986.0 | | 811.5 | |
| 25 | | | | | | | | | |
| 26 | | | | | | | | | |
| 27 | SUMMARY OF CAPITAL FUND BALANCE | | | Capital | Funded | Total | | | |
| 28 | | | | Acq Fund | Depr Fund | Cap Fund | | | |
| 29 | | | Beginning Fund Balance | 46.1 | 1,154.4 | 1,200.5 | | | |
| 30 | | | Revenue & Depreciation | 11.8 | 105.2 | 117.0 | | | |
| 31 | | | Expenditure & Encumbrances | (114.2) | (391.9) | (506.0) | | | |
| 32 | | | Ending Fund Balance | (56.2) | 867.7 | 811.5 | | | |

4. DISTRICT STAFF REPORT

- B. CAPITAL PROJECTS – The Capital Project Status Report provides regular reporting on the status of active capital projects within the District.

May 2023

ACTIVE CAPITAL PROJECTS REPORT - WATER AND SANITATION DEPARTMENT

| Project Name | Project Manager | Phase | Phase % Complete | Proposed Funding | Remarks |
|---|-----------------|----------|------------------|------------------|--|
| Bell Canyon Reservoir No. 3 | H. Arredondo | Design | 15 | Capital Funds | Padre completed biological survey. RES working to acquire entry permits for Geotech Survey. Geotech Consultant contract renewed and proceed performing desktop portion of design report and preparing documents for field work. Modifying AECOM design contract for completing 30% design. |
| Bell Canyon Creek Crossing Pipeline Replacement | H. Arredondo | Planning | 15 | Capital Funds | Land survey complete. Remaining scope on HOLD pending design outcome of Reservoir 3. |

4. DISTRICT STAFF REPORT

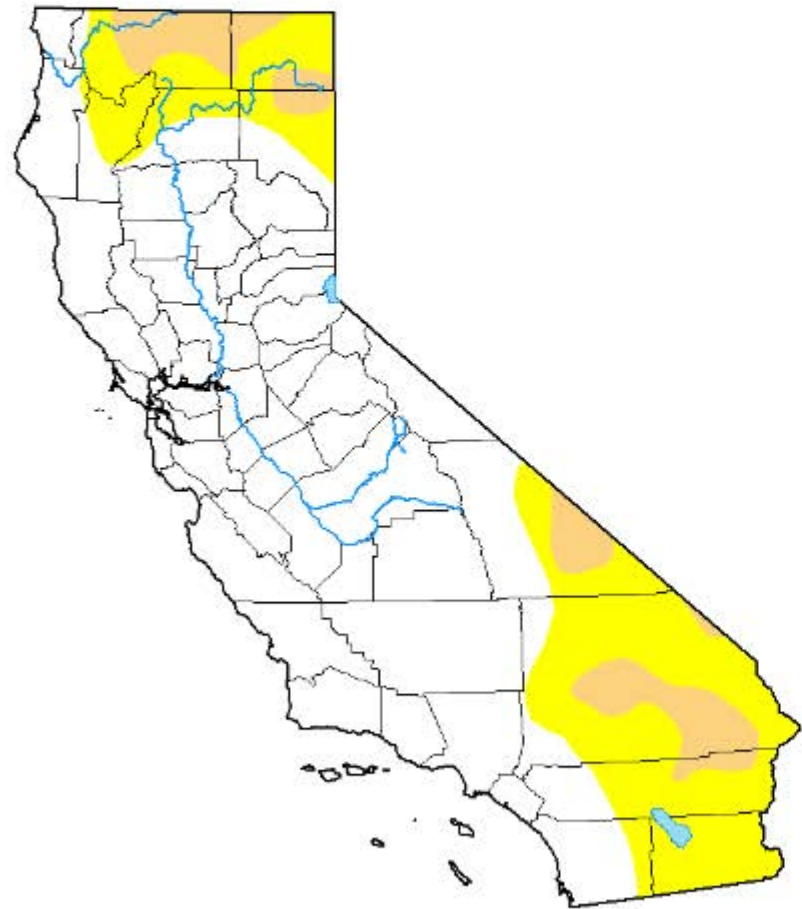
- C. WATER QUALITY REPORT – A report regarding water quality complaints, if any, received by the District since the previous CAC meeting and how these complaints were resolved.

- D. WATER SUPPLY CONDITIONS – An update on water supply conditions within the District, Southern California, and throughout the State.

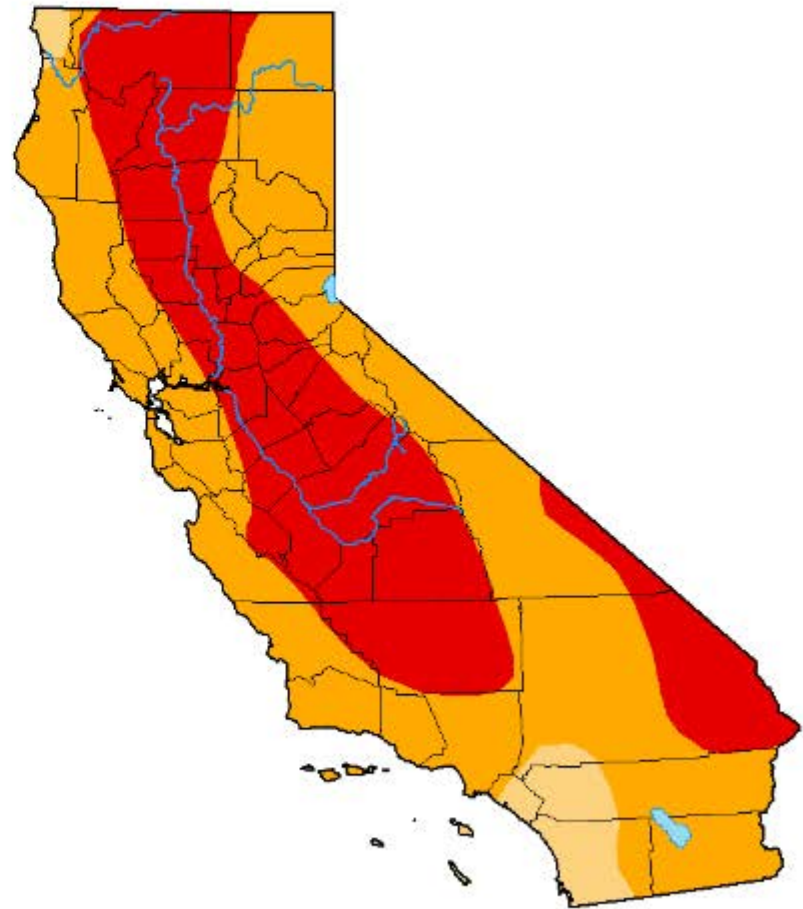
Drought Classification

- None
- D0 (Abnormally Dry)
- D1 (Moderate Drought)
- D2 (Severe Drought)

- D3 (Extreme Drought)
- D4 (Exceptional Drought)
- No Data



< May 2, 2023 >



< May 3, 2022 >

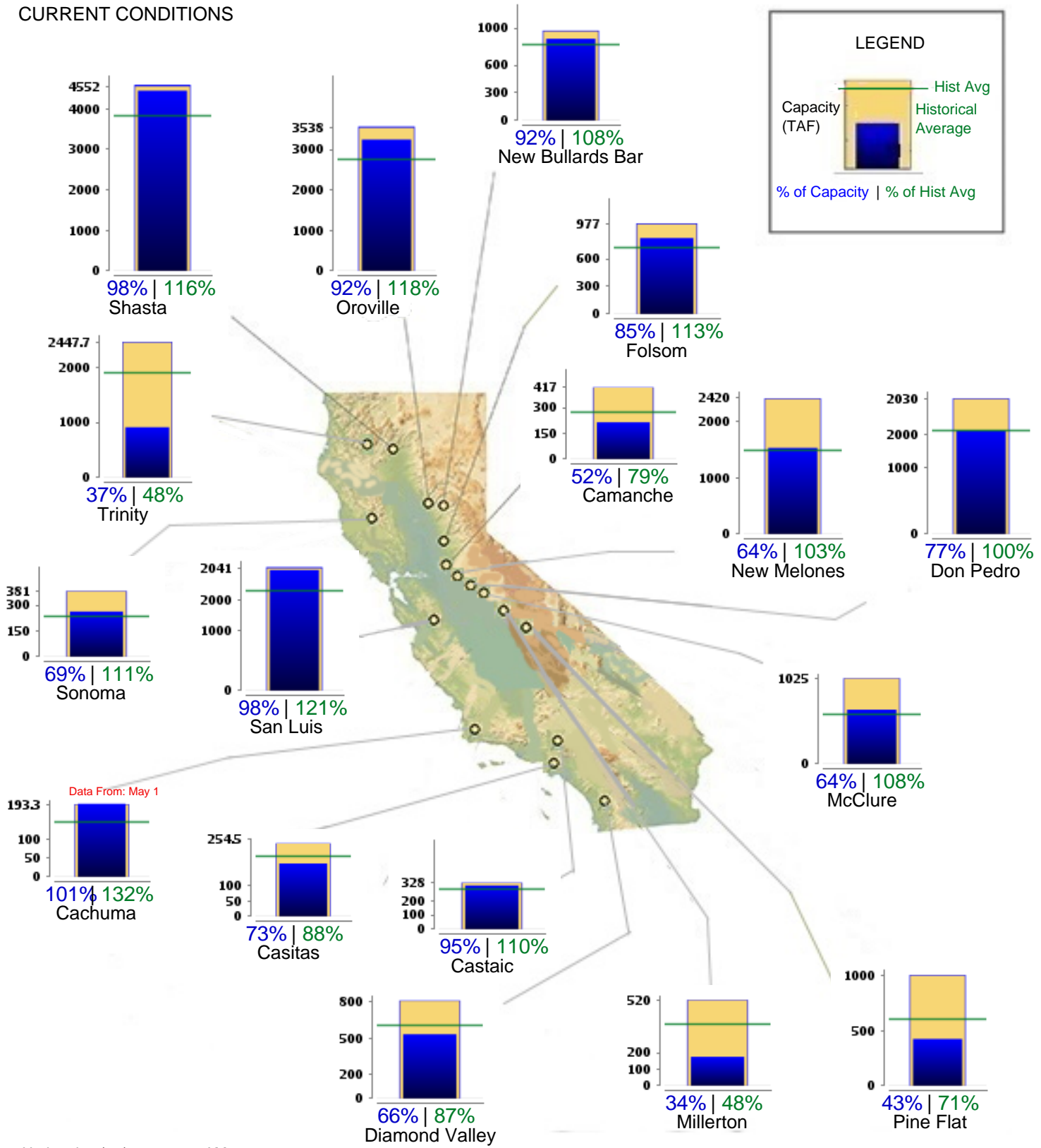
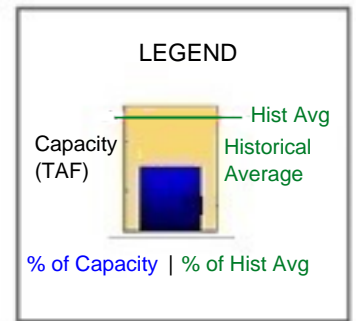


CURRENT RESERVOIR CONDITIONS

CALIFORNIA MAJOR WATER SUPPLY RESERVOIRS

Midnight - May 2, 2023

CURRENT CONDITIONS

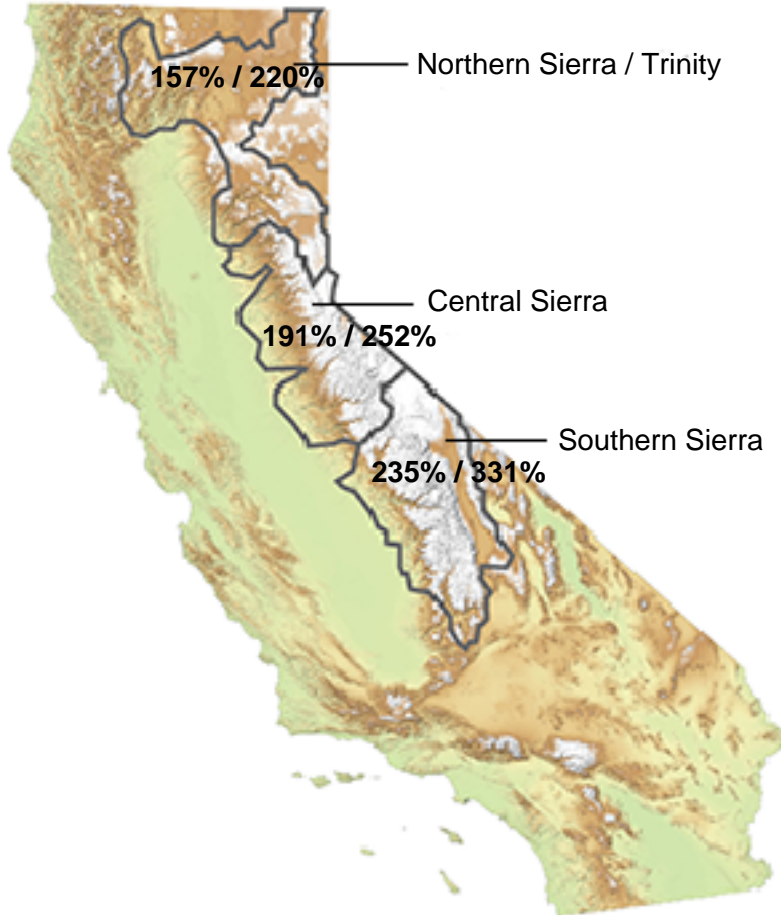




STATEWIDE SNOW WATER CONTENT

CURRENT REGIONAL SNOWPACK FROM AUTOMATED SNOW SENSORS

% of April 1 Average / % of Normal for This Date



| NORTH | |
|--|------|
| Data as of May 2, 2023 | |
| Number of Stations Reporting | 23 |
| Average snow water equivalent (Inches) | 45.8 |
| Percent of April 1 Average (%) | 157 |
| Percent of normal for this date (%) | 220 |

| CENTRAL | |
|--|------|
| Data as of May 2, 2023 | |
| Number of Stations Reporting | 42 |
| Average snow water equivalent (Inches) | 49.9 |
| Percent of April 1 Average (%) | 191 |
| Percent of normal for this date (%) | 252 |

| SOUTH | |
|--|------|
| Data as of May 2, 2023 | |
| Number of Stations Reporting | 23 |
| Average snow water equivalent (Inches) | 49.8 |
| Percent of April 1 Average (%) | 235 |
| Percent of normal for this date (%) | 331 |

| STATE | |
|--|------|
| Data as of May 2, 2023 | |
| Number of Stations Reporting | 88 |
| Average snow water equivalent (Inches) | 48.8 |
| Percent of April 1 Average (%) | 191 |
| Percent of normal for this date (%) | 260 |

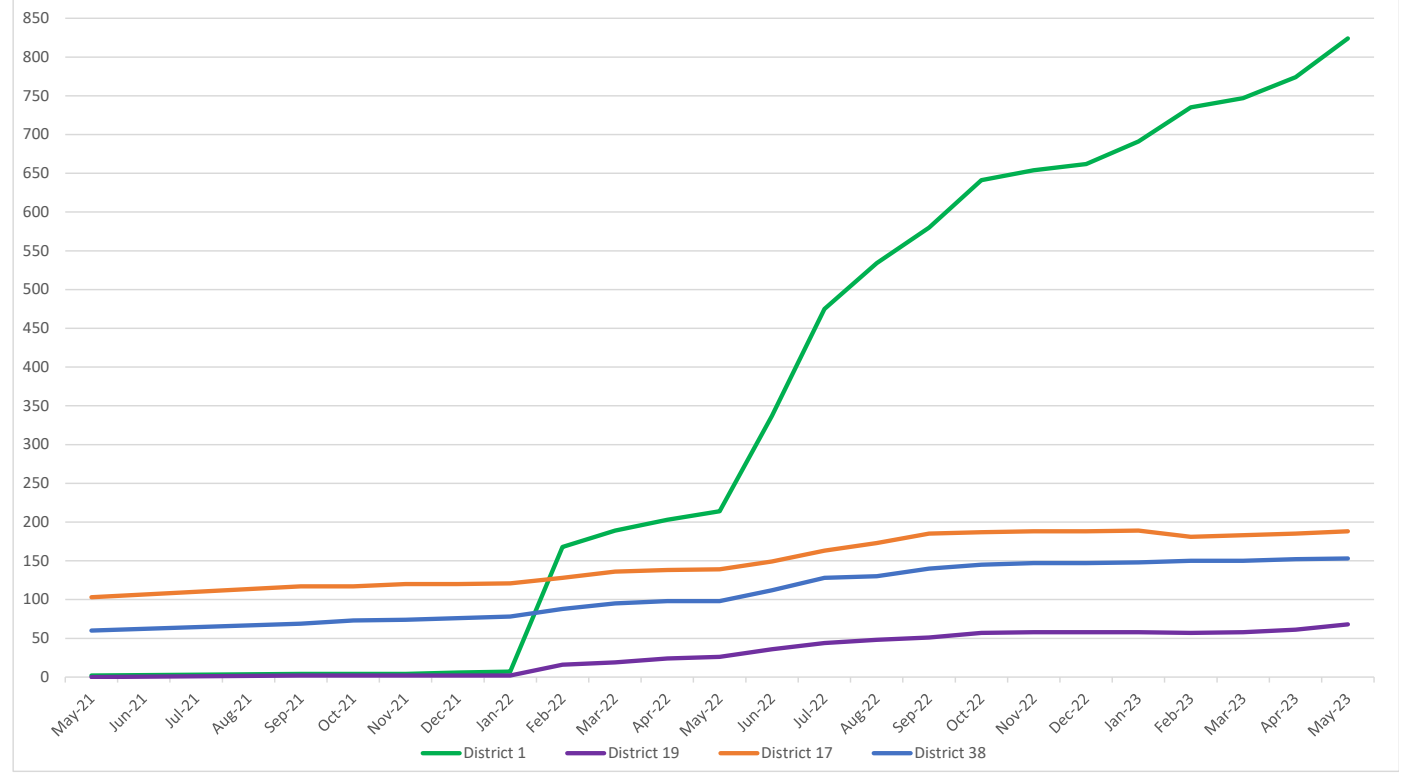
Statewide Average: 191% / 260%

Data as of May 2, 2023

4. DISTRICT STAFF REPORT

- E. CALLEGUAS MUNICIPAL WATER DISTRICT/ METROPOLITAN WATER DISTRICT OF SOUTHERN CALIFORNIA UPDATE – An update on decisions and rulings by these agencies which may impact the District.
- F. UPDATE ON AVENUES OF PUBLIC OUTREACH – How the District is reaching out to its customers concerning water conservation.
- G. BOARD LETTER TRACKER - UPDATE ON VENTURA COUNTY BOARD OF SUPERVISORS AGENDA ITEMS RELATED TO THE DISTRICT – A status report on what items District staff has recently presented, or may be presented, before the Ventura County Board of Supervisors.
 - Collection of Certain Delinquent Water & Sewer Service, District 17. 6/6
- H. UPDATE ON ADVANCED METERING INFRASTRUCTURE (AMI) IMPLEMENTATION – The AMI project is an integrated system of smart meters, communications networks, and data management systems that enables two-way communication between utilities and customers which is being implement within the District.

| Month | District 1 | District 19 | District 17 | District 38 |
|--------|------------|-------------|-------------|-------------|
| May-21 | 2 | 0 | 103 | 60 |
| Sep-21 | 4 | 2 | 117 | 69 |
| Oct-21 | 4 | 2 | 117 | 73 |
| Nov-21 | 4 | 2 | 120 | 74 |
| Dec-21 | 6 | 2 | 120 | 76 |
| Jan-22 | 7 | 2 | 121 | 78 |
| Feb-22 | 168 | 16 | 128 | 88 |
| Mar-22 | 189 | 19 | 136 | 95 |
| Apr-22 | 203 | 24 | 138 | 98 |
| May-22 | 214 | 26 | 139 | 98 |
| Jun-22 | 337 | 36 | 149 | 112 |
| Jul-22 | 475 | 44 | 163 | 128 |
| Aug-22 | 534 | 48 | 173 | 130 |
| Sep-22 | 580 | 51 | 185 | 140 |
| Oct-22 | 641 | 57 | 187 | 145 |
| Nov-22 | 654 | 58 | 188 | 147 |
| Dec-22 | 662 | 58 | 188 | 147 |
| Jan-23 | 691 | 58 | 189 | 148 |
| Feb-23 | 735 | 57 | 181 | 150 |
| Mar-23 | 747 | 58 | 183 | 150 |
| Apr-23 | 774 | 61 | 185 | 152 |
| May-23 | 824 | 68 | 188 | 153 |



5. DIRECTOR'S INFORMATIONAL ITEMS -
Provides the opportunity for the Director to present items that are not within the subject matter of the District's Staff Report.
 - HOA / Equestrian Center Water Usage

Createc 5/2/2023 2:24:19 PM
 Custom 100996
 Accoun 22161
 Service 30 HACKAMORE LN SUITE 8
 Mailing Address:
 BELL CANYON ASSN INC
 30 HACKAMORE LN SUITE 8
 BELL CANYON CA 91307-1000

42.12

| Service | Read Date | Meter | Read Type | Previous Reading | Current Reading | Days | Consumption | Unit Of Measure | Average |
|---------|------------|----------|-----------|------------------|-----------------|------|-------------|-----------------|---------|
| Water | 4/18/2023 | 84627565 | Water | 1378.0000 | 1398.0000 | 35 | 20.0000 | HCF | 0.57 |
| Water | 3/14/2023 | 84627565 | Water | 1363.0000 | 1378.0000 | 28 | 15.0000 | HCF | 0.54 |
| Water | 2/14/2023 | 84627565 | Water | 1345.0000 | 1363.0000 | 28 | 18.0000 | HCF | 0.64 |
| Water | 1/17/2023 | 84627565 | Water | 1333.0000 | 1345.0000 | 28 | 12.0000 | HCF | 0.43 |
| Water | 12/20/2022 | 84627565 | Water | 1288.0000 | 1333.0000 | 35 | 45.0000 | HCF | 1.29 |
| Water | 11/15/2022 | 84627565 | Water | 1240.0000 | 1288.0000 | 28 | 48.0000 | HCF | 1.71 |
| Water | 10/18/2022 | 84627565 | Water | 1196.0000 | 1240.0000 | 28 | 44.0000 | HCF | 1.57 |
| Water | 9/20/2022 | 84627565 | Water | 1145.0000 | 1196.0000 | 35 | 51.0000 | HCF | 1.46 |
| Water | 8/16/2022 | 84627565 | Water | 1101.0000 | 1145.0000 | 28 | 44.0000 | HCF | 1.57 |
| Water | 7/19/2022 | 84627565 | Water | 1017.0000 | 1101.0000 | 35 | 84.0000 | HCF | 2.40 |
| Water | 6/14/2022 | 84627565 | Water | 977.0000 | 1017.0000 | 28 | 40.0000 | HCF | 1.43 |
| Water | 5/17/2022 | 84627565 | Water | 940.0000 | 977.0000 | 28 | 37.0000 | HCF | 1.32 |
| Water | 4/19/2022 | 84627565 | Water | 907.0000 | 940.0000 | 35 | 33.0000 | HCF | 0.94 |
| Water | 3/15/2022 | 84627565 | Water | 882.0000 | 907.0000 | 28 | 25.0000 | HCF | 0.89 |
| Water | 2/15/2022 | 84627565 | Water | 856.0000 | 882.0000 | 28 | 26.0000 | HCF | 0.93 |
| Water | 1/18/2022 | 84627565 | Water | 836.0000 | 856.0000 | 35 | 20.0000 | HCF | 0.57 |
| Water | 12/14/2021 | 84627565 | Water | 812.0000 | 836.0000 | 28 | 24.0000 | HCF | 0.86 |
| Water | 11/16/2021 | 84627565 | Water | 755.0000 | 812.0000 | 28 | 57.0000 | HCF | 2.04 |
| Water | 10/19/2021 | 84627565 | Water | 664.0000 | 755.0000 | 35 | 91.0000 | HCF | 2.60 |
| Water | 9/14/2021 | 84627565 | Water | 602.0000 | 664.0000 | 28 | 62.0000 | HCF | 2.21 |
| Water | 8/17/2021 | 84627565 | Water | 563.0000 | 602.0000 | 28 | 39.0000 | HCF | 1.39 |
| Water | 7/20/2021 | 84627565 | Water | 503.0000 | 563.0000 | 35 | 60.0000 | HCF | 1.71 |
| Water | 6/15/2021 | 84627565 | Water | 459.0000 | 503.0000 | 28 | 44.0000 | HCF | 1.57 |
| Water | 5/18/2021 | 84627565 | Water | 408.0000 | 459.0000 | 28 | 51.0000 | HCF | 1.82 |
| Water | 4/20/2021 | 84627565 | Water | 349.0000 | 408.0000 | 35 | 59.0000 | HCF | 1.69 |
| Water | 3/16/2021 | 84627565 | Water | 303.0000 | 349.0000 | 28 | 46.0000 | HCF | 1.64 |

Created 5/2/2023 2:30:51 PM

Customer 100997

Account 14612

Service , 29 BAYMARE RD

Mailing Address:

BELL CYN EQUESTRIAN CTR

30 HACKAMORE LN SUITE 8

BELL CANYON CA 91307

206.93

| Service | Read Date | Meter | Read Type | Previous Reading | Current Reading | Days | Consumption | Unit Of Measure | Average |
|---------|------------|----------|-----------|------------------|-----------------|------|-------------|-----------------|---------|
| Water | 4/18/2023 | 91238574 | Water | 2388.0000 | 2496.0000 | 35 | 108.0000 | HCF | 3.09 |
| Water | 3/14/2023 | 91238574 | Water | 2306.0000 | 2388.0000 | 28 | 82.0000 | HCF | 2.93 |
| Water | 2/14/2023 | 91238574 | Water | 2201.0000 | 2306.0000 | 28 | 105.0000 | HCF | 3.75 |
| Water | 1/17/2023 | 91238574 | Water | 2133.0000 | 2201.0000 | 28 | 68.0000 | HCF | 2.43 |
| Water | 12/20/2022 | 91238574 | Water | 1989.0000 | 2133.0000 | 35 | 144.0000 | HCF | 4.11 |
| Water | 11/15/2022 | 91238574 | Water | 1815.0000 | 1989.0000 | 28 | 174.0000 | HCF | 6.21 |
| Water | 10/18/2022 | 91238574 | Water | 1584.0000 | 1815.0000 | 28 | 231.0000 | HCF | 8.25 |
| Water | 9/20/2022 | 91238574 | Water | 1243.0000 | 1584.0000 | 35 | 341.0000 | HCF | 9.74 |
| Water | 8/16/2022 | 91238574 | Water | 1007.0000 | 1243.0000 | 28 | 236.0000 | HCF | 8.43 |
| Water | 7/19/2022 | 91238574 | Water | 732.0000 | 1007.0000 | 35 | 275.0000 | HCF | 7.86 |
| Water | 6/14/2022 | 91238574 | Water | 508.0000 | 732.0000 | 28 | 224.0000 | HCF | 8.00 |
| Water | 5/17/2022 | 91238574 | Water | 280.0000 | 508.0000 | 28 | 228.0000 | HCF | 8.14 |
| Water | 4/19/2022 | 91238574 | Water | 90.0000 | 280.0000 | 35 | 190.0000 | HCF | 5.43 |
| Water | 3/15/2022 | 91238574 | Water | 0.0000 | 90.0000 | 13 | 90.0000 | HCF | 6.92 |
| Water | 3/2/2022 | 75838741 | Water | 25782.0000 | 25885.0000 | 15 | 103.0000 | HCF | 6.87 |
| Water | 2/15/2022 | 75838741 | Water | 25615.0000 | 25782.0000 | 28 | 167.0000 | HCF | 5.96 |
| Water | 1/18/2022 | 75838741 | Water | 25544.0000 | 25615.0000 | 35 | 71.0000 | HCF | 2.03 |
| Water | 12/14/2021 | 75838741 | Water | 25414.0000 | 25544.0000 | 28 | 130.0000 | HCF | 4.64 |
| Water | 11/16/2021 | 75838741 | Water | 25248.0000 | 25414.0000 | 28 | 166.0000 | HCF | 5.93 |
| Water | 10/19/2021 | 75838741 | Water | 24943.0000 | 25248.0000 | 35 | 305.0000 | HCF | 8.71 |
| Water | 9/14/2021 | 75838741 | Water | 24610.0000 | 24943.0000 | 28 | 333.0000 | HCF | 11.89 |
| Water | 8/17/2021 | 75838741 | Water | 24260.0000 | 24610.0000 | 28 | 350.0000 | HCF | 12.50 |
| Water | 7/20/2021 | 75838741 | Water | 23846.0000 | 24260.0000 | 35 | 414.0000 | HCF | 11.83 |
| Water | 6/15/2021 | 75838741 | Water | 23555.0000 | 23846.0000 | 28 | 291.0000 | HCF | 10.39 |
| Water | 5/18/2021 | 75838741 | Water | 23294.0000 | 23555.0000 | 28 | 261.0000 | HCF | 9.32 |
| Water | 4/20/2021 | 75838741 | Water | 23006.0000 | 23294.0000 | 35 | 288.0000 | HCF | 8.23 |
| Water | 3/16/2021 | 75838741 | Water | 22794.0000 | 23006.0000 | 28 | 212.0000 | HCF | 7.57 |

5. DIRECTOR'S INFORMATIONAL ITEMS -
Provides the opportunity for the Director to present items that are not within the subject matter of the District's Staff Report.
 - Quarterly O&M Update



District 17 O&M Updates

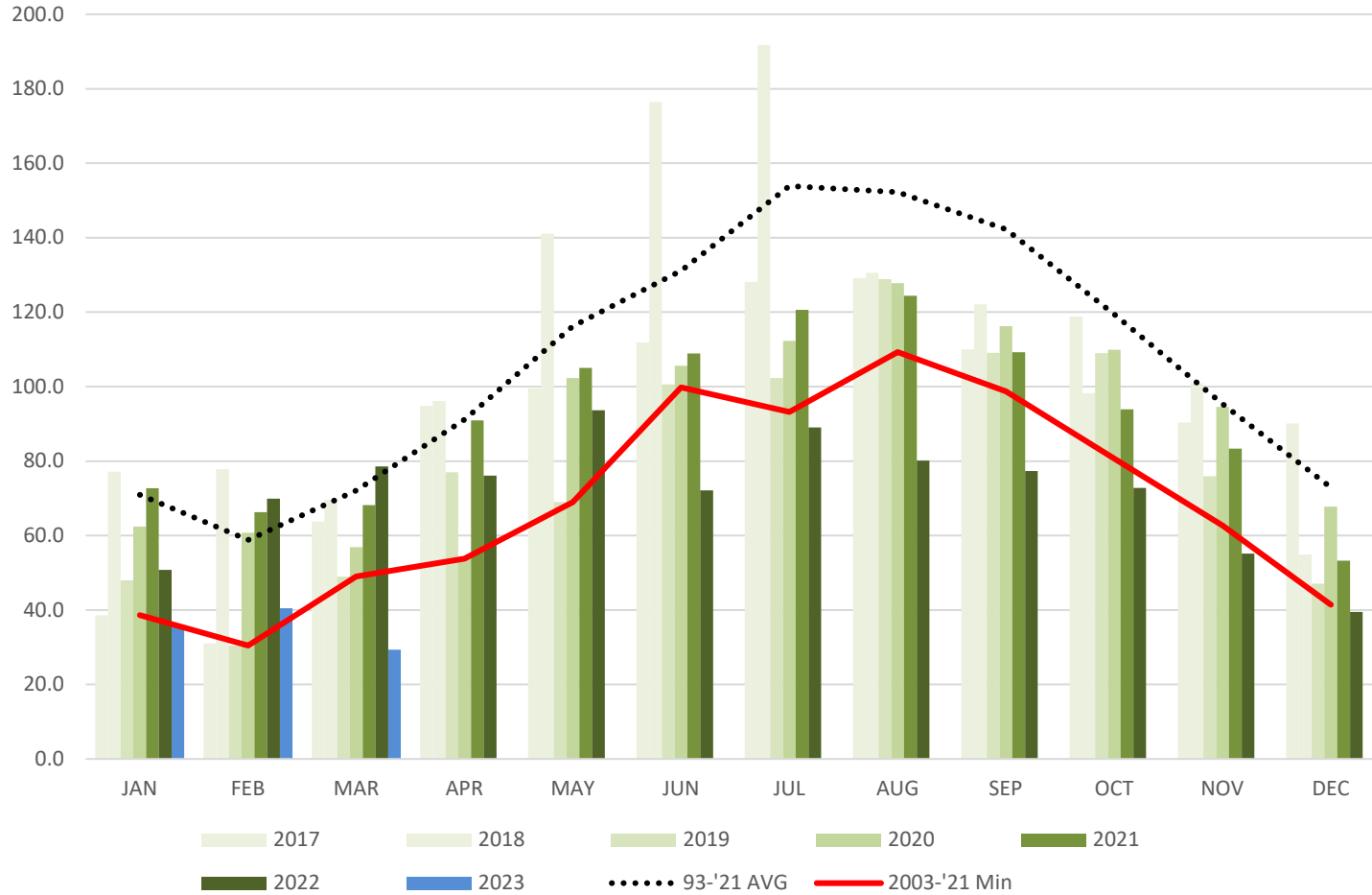
FY 2023 – Third Quarter (Jan 1, 2023 – Mar 31, 2023)

Operations & Maintenance – Distribution/Service Repairs

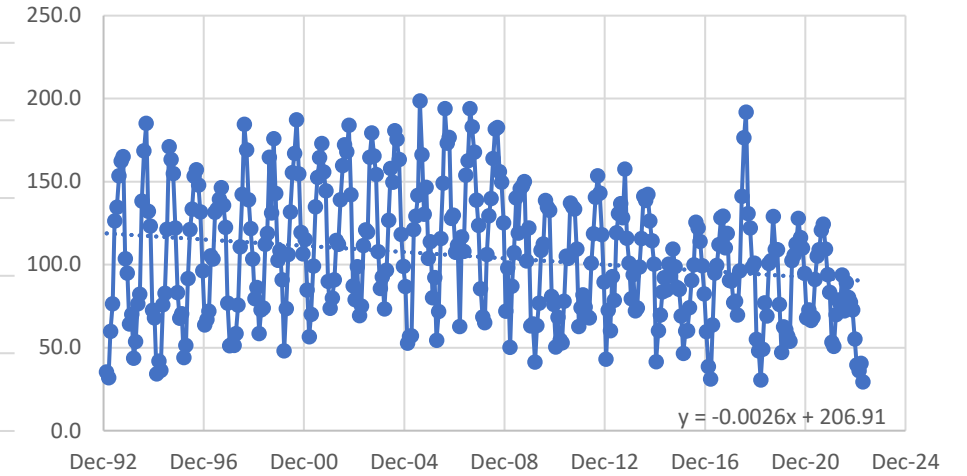
- ▶ No Main line leaks, service line leaks or hydrant leaks
- ▶ Conducted Fire Flow tests

Operations & Maintenance – Source Water

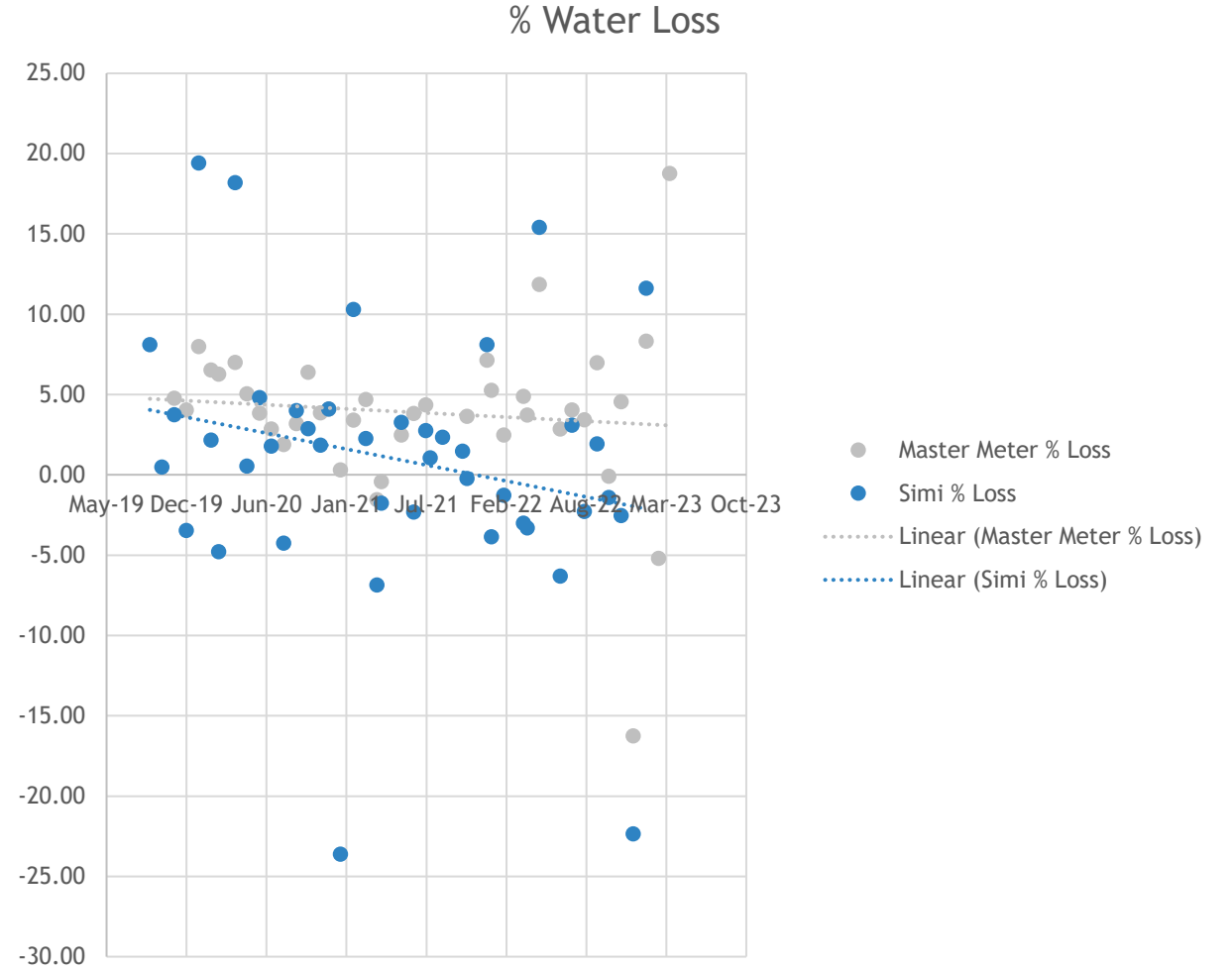
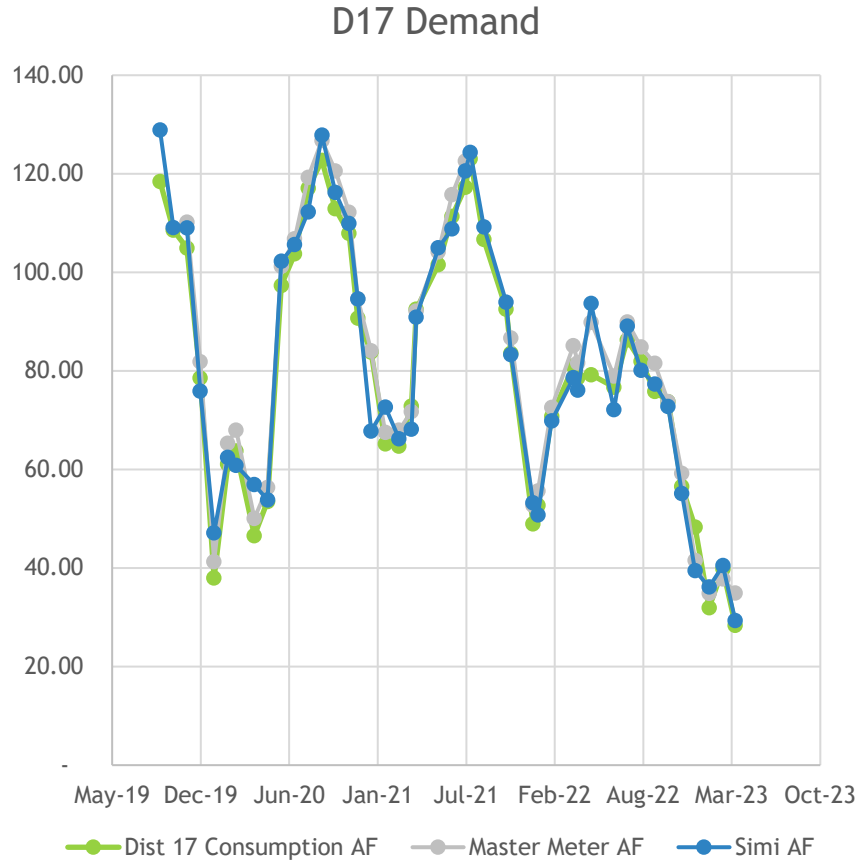
District 17 Monthly Demand (AF)



Simi Water Production (AF)



Operations & Maintenance – Source Water



Customer Service and Meter Reading

- ▶ Customer Account Activity (turn on/off)
 - ▶ Labor cost of \$2,258
- ▶ Customer Service Orders (check for leaks, verify reads, pressure, etc.)
 - ▶ Labor cost of \$920
- ▶ Line Location
 - ▶ Labor cost of \$1,261
- ▶ Meter Replacements (26)
 - ▶ Labor cost of \$4,607

Operations & Maintenance – Looking Forward

- ▶ New Lab Manager and Lab Staff-O&M staff can cycle out of testing
- ▶ Meter testing and replacement
- ▶ Weed abatement

Engineering - Capital Improvement Projects

- ▶ New Water Reservoir #3 and Pipeline Design of Stagecoach to Saddlebow Crossing
 - ▶ ~\$10M
 - ▶ 30% Design underway
 - ▶ Geotech was given notice to proceed
 - ▶ Key issue:
 - ▶ Funding, Land Agreements, Geotech
- ▶ Following 30% design: HOA design review and CEQA process



Questions?

5. **DIRECTOR'S INFORMATIONAL ITEMS -**
Provides the opportunity for the Director to present items that are not within the subject matter of the District's Staff Report.

6. COMMITTEE MEMBERS' COMMENTS/FUTURE AGENDA ITEMS

7. ADJOURNMENT

*The next regularly scheduled District 17 CAC meeting will be held on July 18, 2023.