

Central Services
Joan Araujo, Director

Engineering Services
Christopher Cooper, Director

Roads & Transportation
Anitha Balan, Acting Director

Water & Sanitation
Joseph Pope, Director

Watershed Protection
Glenn Shephard, Director

April 13, 2023

**NOTICE OF A MEETING OF
VENTURA COUNTY WATERWORKS DISTRICT NO. 19
SOMIS CITIZENS' ADVISORY COMMITTEE**

NOTICE IS HEREBY GIVEN that a meeting of the Ventura County Waterworks District No. 19 Somis Citizens' Advisory Committee will be held **Thursday, April 20, 2023**, from 3:30 p.m. to adjournment at the **Waterworks District's Moorpark Office, 6767 Spring Road, Moorpark, California.**

Committee members are required to attend in person and members of the public are invited to attend in person or via Zoom. To electronically join the meeting please follow the provided steps – At the specific time (3:30 p.m.) dial the number (669) 900-6833, when prompted enter the meeting ID 470 052 7072. You can also join the meeting by visiting this link - **Join Zoom Meeting** <https://us02web.zoom.us/j/4700527072>

Advisory Committee Members: Please contact the District Office by telephone at (805-378-3005), or by email at wspc@ventura.org, no later than April 17, 2023, if you are unable to participate in the meeting.

Sincerely,



Joseph C. Pope, P.E.
Director, Water and Sanitation



AGENDA OF MEETING

1. CALL TO ORDER
2. NOMINATION AND APPROVAL of Chair and Vice Chair for Citizens' Advisory Committee
3. APPROVAL OF THE MINUTES OF THE DECEMBER 15, 2022, MEETING
4. PUBLIC COMMENTS - Members of the public may address the Citizens' Advisory Committee on items of interest to the public that are within the subject matter jurisdiction of the Committee but do not appear on the agenda. With respect to agenda items, the public will be given an opportunity to address the Committee when the item is reached in the meeting.
5. DIRECTOR'S INFORMATIONAL ITEMS- Provides the opportunity for the Director to present items that are not within the subject matter of the District's Staff Report.
 - AMI Report
 - WWD#19 System Overview
 - Brown Act Changes
6. DISTRICT STAFF REPORT
 - A. OPERATIONS AND MAINTENANCE UPATE – Quarterly review.
 - B. CAPITAL PROJECTS REVIEW- The Capital Project Status Report provides regular reporting on the status of active capital projects within the District.
 - C. WATER QUALITY REPORT - A report regarding water quality complaints, if any, received by the District since the previous CAC meeting and how these complaints were resolved.
 - D. WATER SUPPLY CONDITIONS - An update on water supply conditions within the District, Southern California, and throughout the State.
 - E. FOX CANYON GROUNDWATER MANAGEMENT AGENCY UPDATE - An update on decisions and/or rulings by the GMA which may impact the District.
 - F. AN UPDATE ON THE LAS POSAS VALLEY WATER RIGHTS COALITION ADJUDICATION – On March 27, 2018, a property- eminent domain case was filed by Las Posas Valley Water Rights

Coalition against the Fox Canyon Groundwater Management Agency (GMA). The plaintiff's landowner's complaint alleges that the GMA already has imposed pumping restrictions that violate their overlying groundwater rights as part of a plan to boost municipal pumping for urban areas.

- G. CALLEGUAS MUNICIPAL WATER DISTRICT/ METROPOLITAN WATER DISTRICT OF SOUTHERN CALIFORNIA UPDATE - An update on decisions and rulings by these agencies which may impact the District.
- H. AVENUES OF PUBLIC OUTREACH - An update on how the District is reaching out to its customers concerning water conservation.
- I. BOARD LETTER TRACKER - AN UPDATE ON VENTURA COUNTY BOARD OF SUPERVISORS AGENDA ITEMS RELATED TO THE DISTRICT - A status report on items the District may be presenting or has recently presented, before the Ventura County Board of Supervisors.
- J. BUDGET AND FINANCIAL REVIEW - An update on the budget and financial status of the District.

7. COMMITTEE MEMBERS COMMENTS/FUTURE AGENDA ITEMS

8. ADJOURNMENT

*The next District 19 regularly scheduled Citizens' Advisory Committee meeting will be held on June 15, 2023.

****NOTICES:** The following information is provided to help you understand, follow, and participate in the Board meeting: Public Comments – Public comment is the opportunity for members of the public to participate in meetings by addressing the Citizens Advisory Committee in connection with one or more agenda or non-agenda items.

- Observe the Citizens Advisory Committee meeting live at:
<https://us02web.zoom.us/j/4700527072>
- If you wish to make a comment on a specific agenda item, you may attend the meeting via Zoom, and you will be given a chance to be heard. If you prefer to submit a written comment ahead of time, please submit your comment via email by 5:00 p.m. on the day prior to the Committee meeting. Please submit your comment to WSPC@ventura.org. Please indicate in the Subject Line, the Agenda item number (e.g., Item No. 3A). Your email will be read by the Water and Sanitation Director and placed into the record.
- If you are watching the live stream of the Committee meeting and would like to make a general public comment for items not on the day's agenda or to comment on a specific agenda item as it is being heard, you may attend the meeting via Zoom, and you will be given a chance to be heard. If you prefer to submit a comment in writing, please submit your comment to WSPC@ventura.org. Please indicate in the Subject Line, the Agenda item number (e.g., Item No. 3A). Every effort will be made to read your comment into the record, but some comments may not be read due to time limitations. Comments received after an agenda item will be made part of the record if received prior to the end of the meeting.

IN COMPLIANCE WITH THE AMERICANS WITH DISABILITIES ACT, IF YOU NEED SPECIAL ASSISTANCE TO PARTICIPATE IN THIS MEETING, PLEASE CONTACT (805) 378-3005. REASONABLE ADVANCE NOTIFICATION OF THE NEED FOR ACCOMMODATION PRIOR TO THE MEETING (48 HOURS ADVANCE NOTICE IS PREFERABLE) WILL ENABLE US TO MAKE REASONABLE ARRANGEMENTS TO ENSURE ACCESSIBILITY TO THIS MEETING.

2. NOMINATION AND APPROVAL of Chair and Vice
Chair for Citizens' Advisory Committee
3. APPROVAL OF THE MINUTES OF THE
DECEMBER 15, 2022, MEETING

**SOMIS CITIZENS' ADVISORY COMMITTEE
VENTURA COUNTY WATERWORKS DISTRICT NO. 19
MINUTES OF THE DECEMBER 15, 2022 MEETING**

COMMITTEE MEMBERS IN ATTENDANCE: Lynette Buchanan-Roth, David Hutter,
Kathy Janowski,

COMMITTEE MEMBERS ABSENT: Diana Enos

COMMITTEE MEMBER VACANCY: None

STAFF: Joseph Pope, Director
Scott Meckstroth, Deputy Director
Ryan Lippincott, Engineering Manager
Vimie Alvarez, Principal Accountant
Pam Cook, Senior Accountant
Gilberto Minero, Staff Services Specialist

GUESTS: None

* * *

1. CALL TO ORDER
The meeting was called to order at 3:42 p.m.
2. APPROVAL OF THE MINUTES OF THE OCTOBER 13, 2022, MEETING
Joseph Pope moved to approve the minutes. Kathy Janowski approved. Mr. Hutter seconded. Vote: Ayes – two. Nos – zero.
3. PUBLIC COMMENTS
None
4. COMMITTEE MEMBER'S COMMENTS
 - Ms. Buchanan-Roth expressed her regrets that Kirby Thomas has exited after serving as Committee Member. Lynette is asking anyone who is qualified or willing to serve as Kirby's replacement, come forward. Mr. Hutter suggested that they chose an Ag member. Dave Hutter will look around and ask.
5. DISTRICT STAFF REPORT
 - A. Financial Review
 - The financial documents in the written materials, go the end of October 2022. No major concerns
 - Increase in usage of imported water until the end of October/November, but remains within budget. Way under allocation. 2 of 3 Wells are operational. Irrigation demands low due to the cool season. We have plans to do some rehabilitation on Wells 2 and 3 in the near term. Factored into next years fiscal budget.

- Legal costs are expected to go up. We are in Phase III of Los Poses Adjudication. Looking at an additional \$150K to wrap up the trial. We are splitting the cost with District 1. District 19 will be paying 20% and District 1 is paying 80%. About additional 100K. If we can settle by February, then costs will go down. But if we go to trial, it could be more. No allocation scheme has been presented by the pumpers. We still have our settlement agreement from Phase I.
- Another financial exception is the water purchase. If we can keep the Wells going, we should stay within budget.
- Did we receive a full reimbursement from the state for Well 2? Our fourth claim is going to be \$416,245 submitted to the State. We should have a little money left for the end of construction on Well 2.
- Well 2 surcharges can be used toward the Well.
- Pam Cook is concerned about the budget season because the water supply costs have been doubled. Mid-year, we will make line-item adjustments to these end year projections.
- Bradley Bridge is being rebuilt in Somis area and causing traffic issues. Expected completion date, 6-9 months.

B. Capital Projects Review

- Well 2 is just about complete. Waiting on Oden manuals and warranties. Slightly over budget.
- Reservoir Pump Station is settling contracts. Planning to start this project in January 2023.
- The 571 Reservoir started Wednesday this week. We have immobilized and are clearing debris. Traffic in the area, if you hear complaints, let us know.
- Caltrans Pipe Relocation Project. The consultant is finishing their design of the pipeline. No updates from Caltrans.

C. Water Facts

1. Water Supply

A map of drought conditions shows it is still considered a drought. The water levels are above for this time of the year. A normal year of rain would still not fill our reservoirs.

2. Water Quality Report

Complaints: Eight for color, one for pressure and two for odor.

3. Water Costs

The Calleguas invoice sheets for the month of October and November show total cost for October was 8.3-acre feet. The month of November was total 28.1-acre feet. The Calendar year we purchased 131.6-acre feet.

D. Administrative Update

- The AMI Customer Portal Registered Users report, showing that the district had 58 registered users. Mr. Pope will send information to Ms. Janowski to put in the community newsletter to sign up for AMI.

E. Board Letter Tracker

- February 2023 we will have a Board Letter. Updated rules and regulations to catch up with legislation. Terminology will not impact any customers. It was said that there are a lot of renters moving in and out of District 19. Making the Owner responsible for their renters skipping out on their water bills. Mr. Hutter asked, how would he know if a renter doesn't pay. Jean replied, "We would notify the Owner of non-payment and explain to the Owner, what will happen if the renter doesn't pay their bill. It will become the Owners responsibility.

F. Director's Informational Items

- None

6. AVENUES OF PUBLIC OUTREACH

- We continue to post messages on social media

7. FUTURE AGENDA ITEMS

- A list of projects would be helpful for the next meeting. We are looking at asset management. We have done consultant studies of the condition of the infrastructure. We can do more of a robust look for the future.
- Ms. Janowski asked about the Detailed Financial Analysis of revenue and Capital Improvement charges, as discussed in a previous meeting.

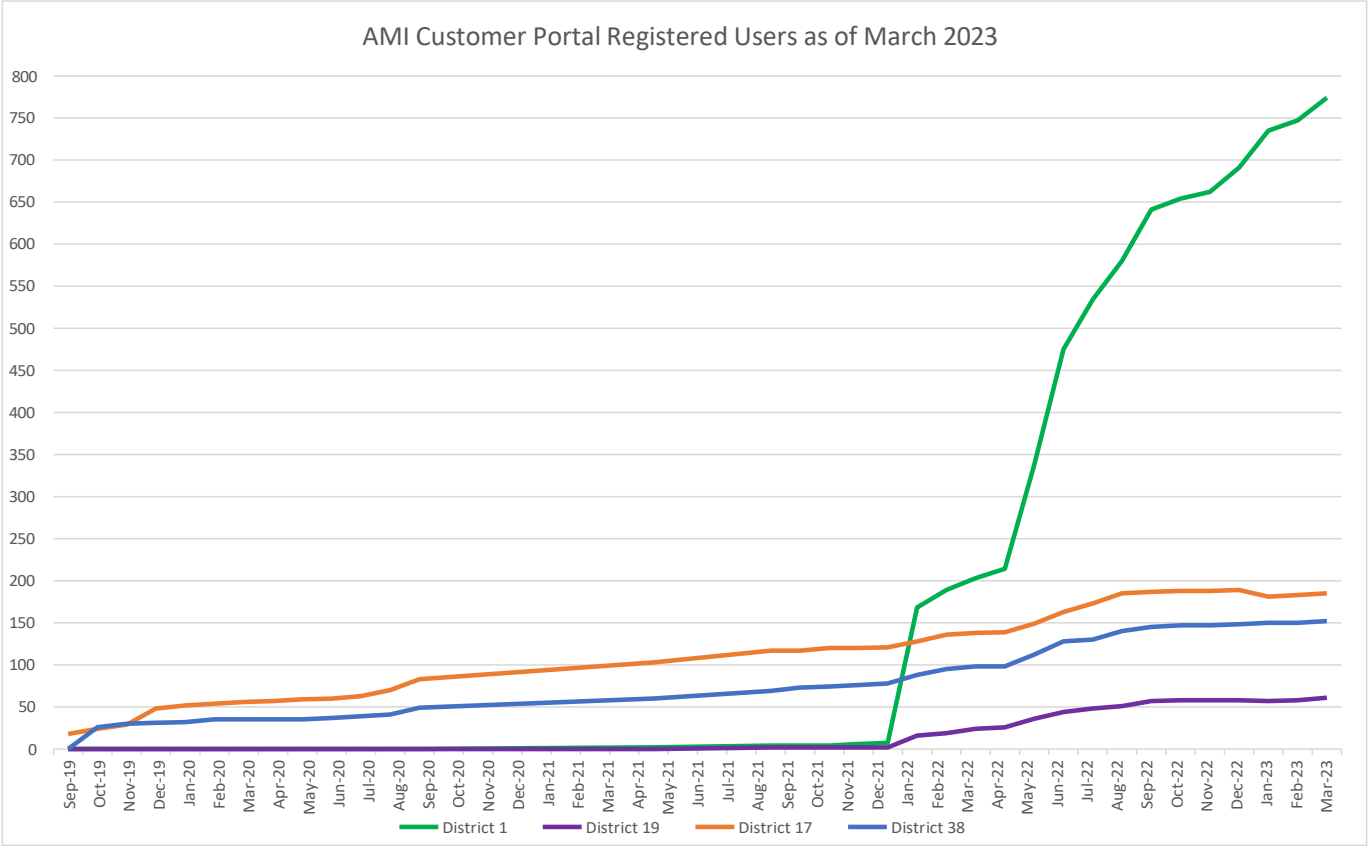
8. ADJOURNMENT

- The meeting adjourned at 4:35 p.m.

4. PUBLIC COMMENTS - Members of the public may address the Citizens' Advisory Committee on items of interest to the public that are within the subject matter jurisdiction of the Committee but do not appear on the agenda. With respect to agenda items, the public will be given an opportunity to address the Committee when the item is reached in the meeting.
5. DIRECTOR'S INFORMATIONAL ITEMS – Provides the opportunity for the Director to present items that are not within the subject matter of the District's Staff Report.

AMI Report

Month	District 1	District 19	District 17	District 38
Sep-19	0	0	18	0
Oct-19	0	0	24	26
Nov-19	0	0	29	30
Dec-19	0	0	48	31
Jan-20	0	0	52	32
Feb-20	0	0	54	35
Mar-20	0	0	56	35
Apr-20	0	0	57	35
May-20	0	0	59	35
Jun-20	0	0	60	37
Jul-20	0	0	63	39
Aug-20	0	0	70	41
Sep-20	0	0	83	49
May-21	2	0	103	60
Sep-21	4	2	117	69
Oct-21	4	2	117	73
Nov-21	4	2	120	74
Dec-21	6	2	120	76
Jan-22	7	2	121	78
Feb-22	168	16	128	88
Mar-22	189	19	136	95
Apr-22	203	24	138	98
May-22	214	26	139	98
Jun-22	337	36	149	112
Jul-22	475	44	163	128
Aug-22	534	48	173	130
Sep-22	580	51	185	140
Oct-22	641	57	187	145
Nov-22	654	58	188	147
Dec-22	662	58	188	147
Jan-23	691	58	189	148
Feb-23	735	57	181	150



5. DIRECTORS INFORMATIONAL ITEMS - Provides the opportunity for the Director to present items that are not within the subject matter of the District's Staff Report.

WWD #19 System Overview

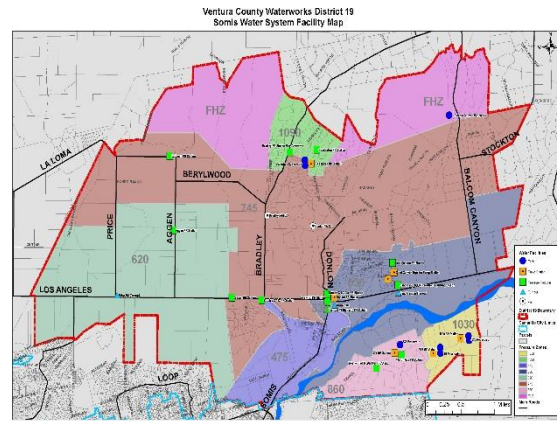


DISTRICT 19

WATER AND SANITATION

PUBLIC
VENTURA COUNTY
WORKS

OVERVIEW OF SYSTEM OPERATIONS



WELLS

PRESSURE ZONES

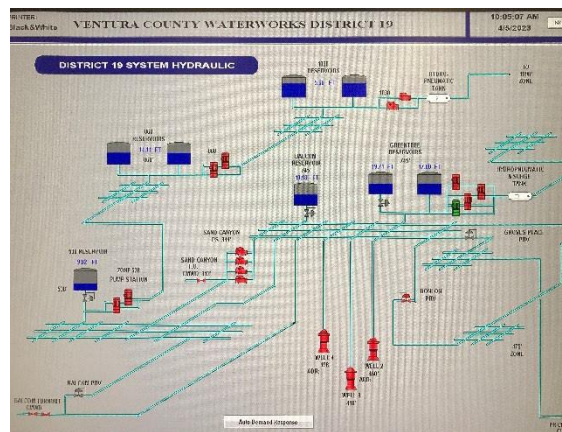
RESERVOIRS

PUMP STATIONS

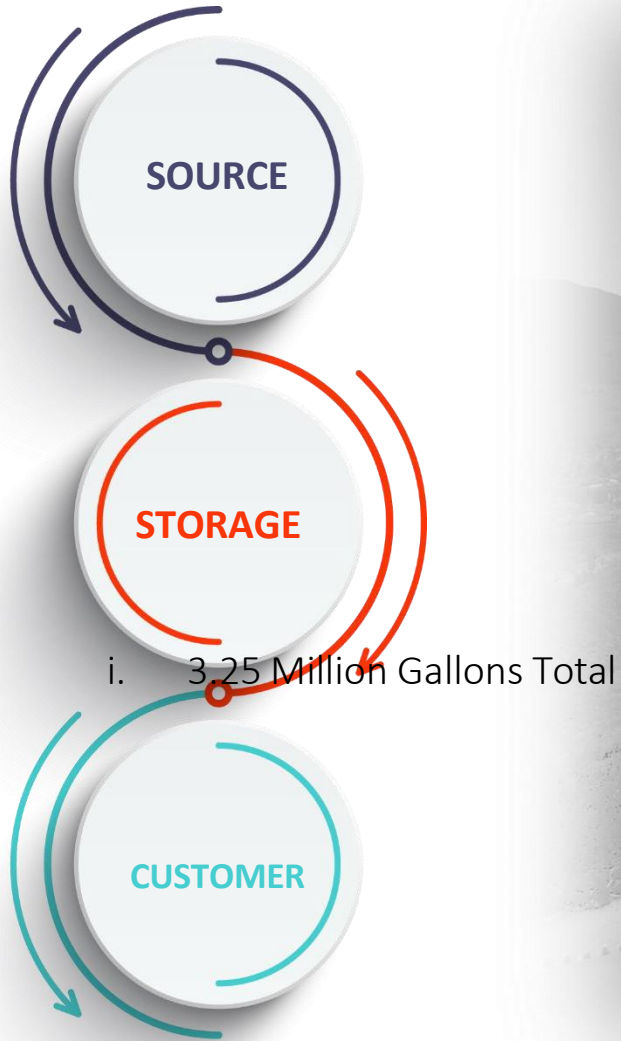
SCADA

TURN OUTS

METERS



WATER PATH



LOCAL WELLS AND CALLEGUAS IMPORT WATER

- Local wells made up 96% of total water produced.
- Calleguas purchased State Water Project remaining 4%
- 97.9% local GMA allocated used in Water Year 21-22

RESERVOIRS

a. 8 Storage Tanks


END USERS

b. 1069 Metered Customers in District

c. Meter size ranges from $\frac{3}{4}$ " - 4"

SOURCE WELLS

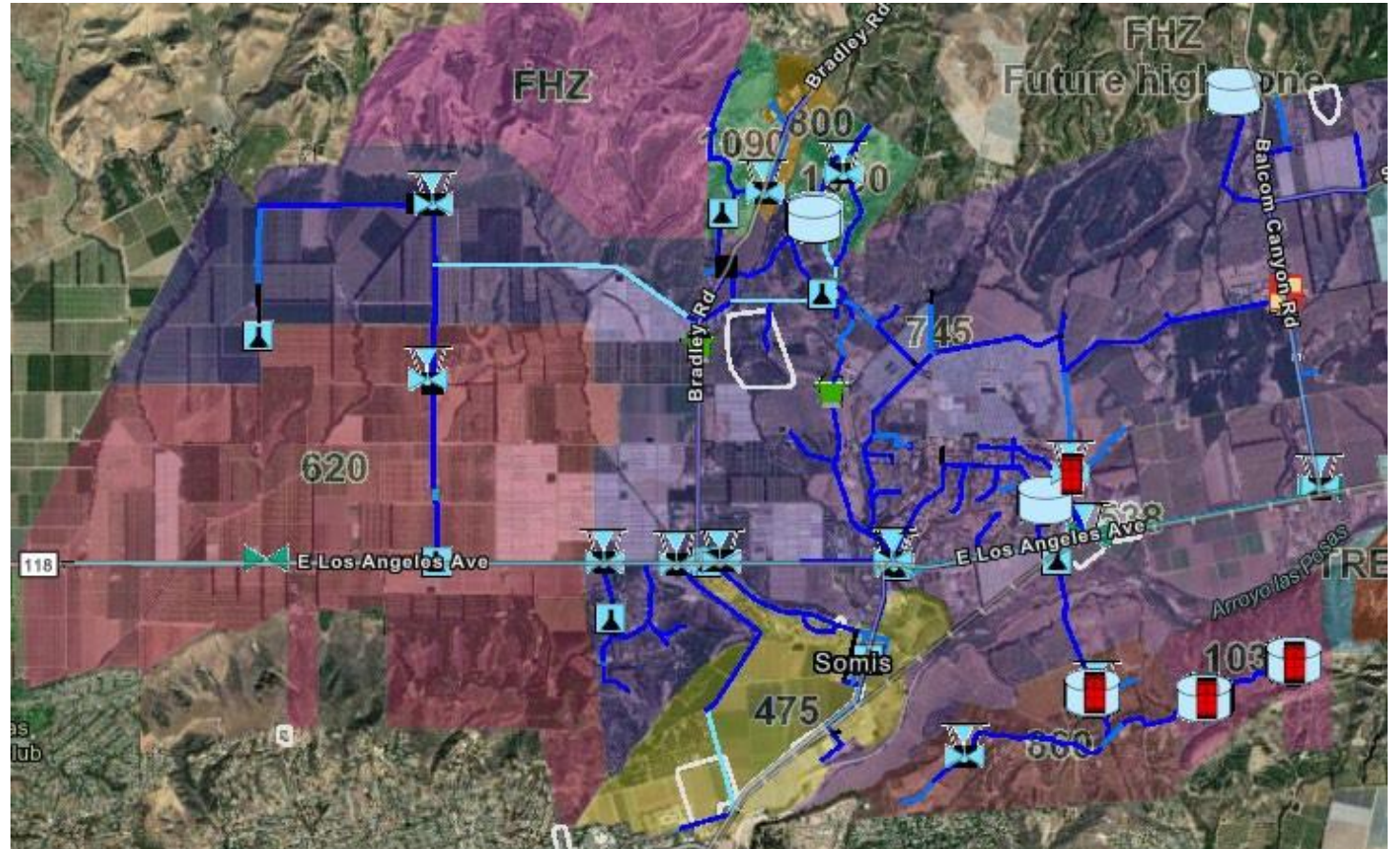
- 3 Potable Water Wells
- Average Depth to Water 541 Feet
- Average Pump Setting 712 Feet
- Total Max Capacity 3000 GPM
- Chloramine Disinfection
- 2 Wells with Iron and Manganese Filtration



DISTRIBUTION SYSTEM

SYSTEM INFRASTRUCTURE

- 46.4 miles of main line
- Main line ranges 2"-14"
- Approx. 8 miles in Cal-Trans ROW
- 10 Pressure Zones. 40 PSI-200 PSI
- Approximately 340 isolation valves



PUMP STATIONS

TANK TO TANK

- 571 Pump Station
- 884 Pump Station

VFD CLOSED SYSTEM

- Greentree Pump Station
- 1030 Pump Station

TURN OUT TO TANK


- Sand Canyon Pump Station



SCADA

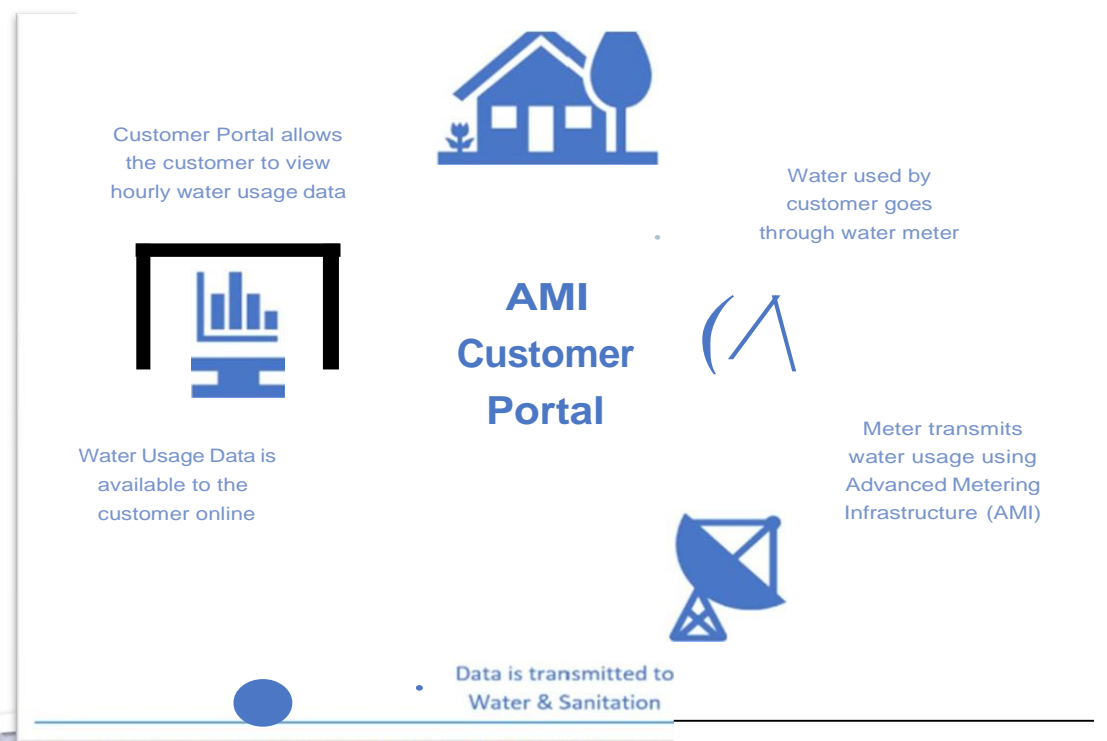
CONTROL SYSTEM ARCHITECTURE

- Supervisory Control and Data Acquisition
- Programmable Logic Controllers
- Telemetry
- Data Network
- Automatic Setpoints and Alarms
- Human Machine Interface



ADVANCED METERING INFRASTRUCTURE

- Fixed Base Antennas
- Monthly Billing
- Hourly Reads
- Customer Portal
- Alerts and Alarms
- Powerful and Meaningful Metrics
- Reduced Water Loss





Questions?

PUBLIC
VENTURA COUNTY
WORKS

5. DIRECTORS INFORMATIONAL ITEMS - Provides the opportunity for the Director to present items that are not within the subject matter of the District's Staff Report.

Brown Act Changes

6. DISTRICT STAFF REPORT

A. OPERATIONS AND MAINTENANCE UPDATE – Quarterly review.



District 19 O&M Updates

FY 2023 – Second and Third Quarter (Oct. 1 2022 to March 31, 2023)

Operations & Maintenance

Periodic Activity:

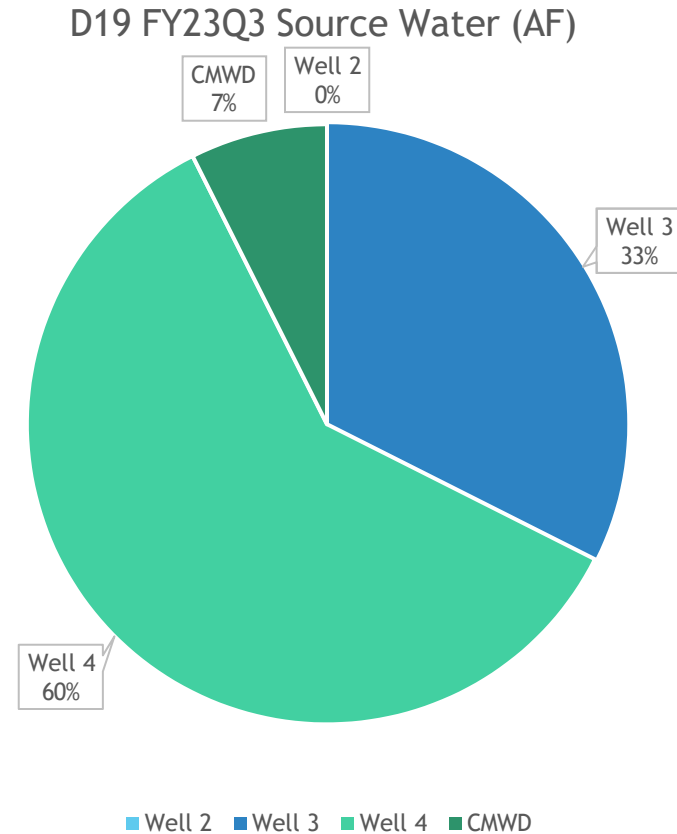
- ▶ 1 FH Lateral Break
- ▶ 3 Service Leaks
- ▶ Valve Maintenance – 1 6” valve replaced
- ▶ 3 Hydrants Flushed

Other Activity:

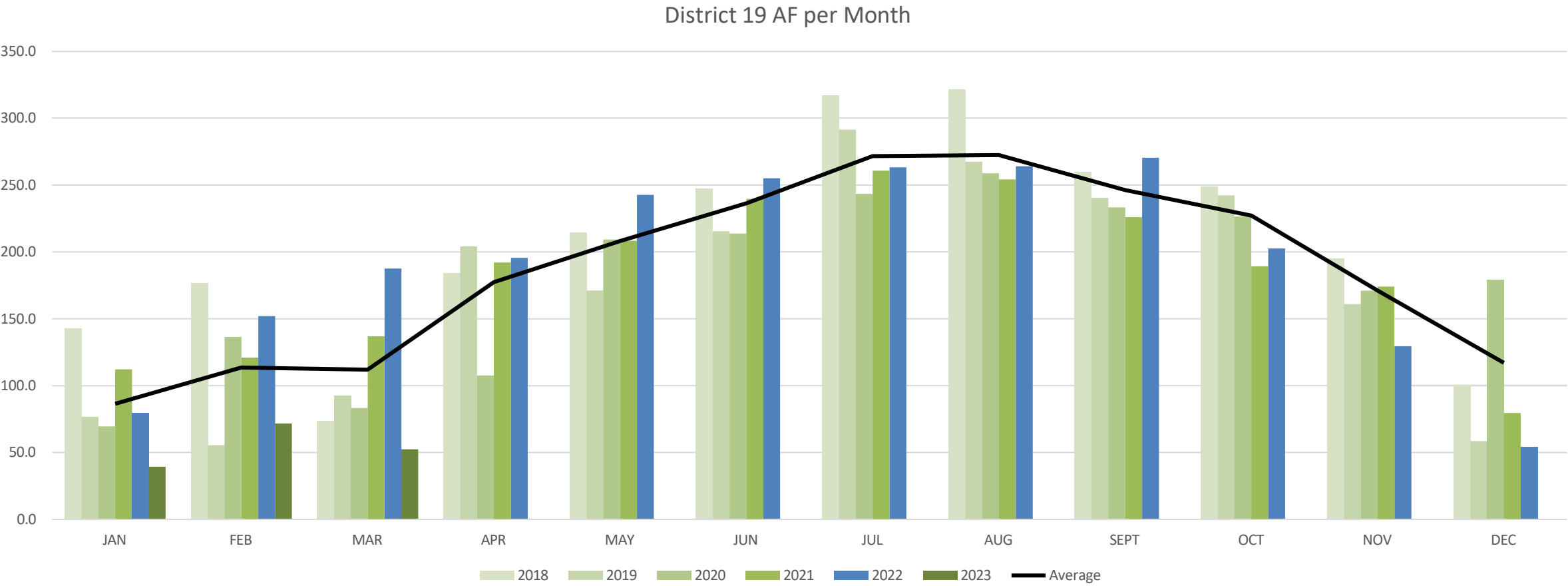
- ▶ Install Bradley Bridge 8” Bypass with 12” valves and 6” Tee with valves.
- ▶ 3 Fire flows
- ▶ Install new 4” Cla-Val (pressure reducing valve)

Operations & Maintenance – Quarterly Source Water

- ▶ Well # 2 – 1,100 gpm nominal pumping rate
 - ▶ 0 pumped
 - ▶ Well Maintenance being conducted
- ▶ Well # 3 – 1,000 gpm nominal pumping rate
 - ▶ 53.07 AF pumped
 - ▶ Water Quality (Fe<30 ug/L; Mn= 100 ug/L)
- ▶ Well # 4 – 1,100 gpm nominal pumping rate
 - ▶ 98.46 AF pumped
 - ▶ Water Quality Raw (Fe=220 ug/L; Mn=440 ug/L)
 - ▶ Water Quality Finished (Fe<30 ug/L; Mn<10 ug/L)
- ▶ Total Well – 151.5 AF
- ▶ CMWD – 12.1 AF



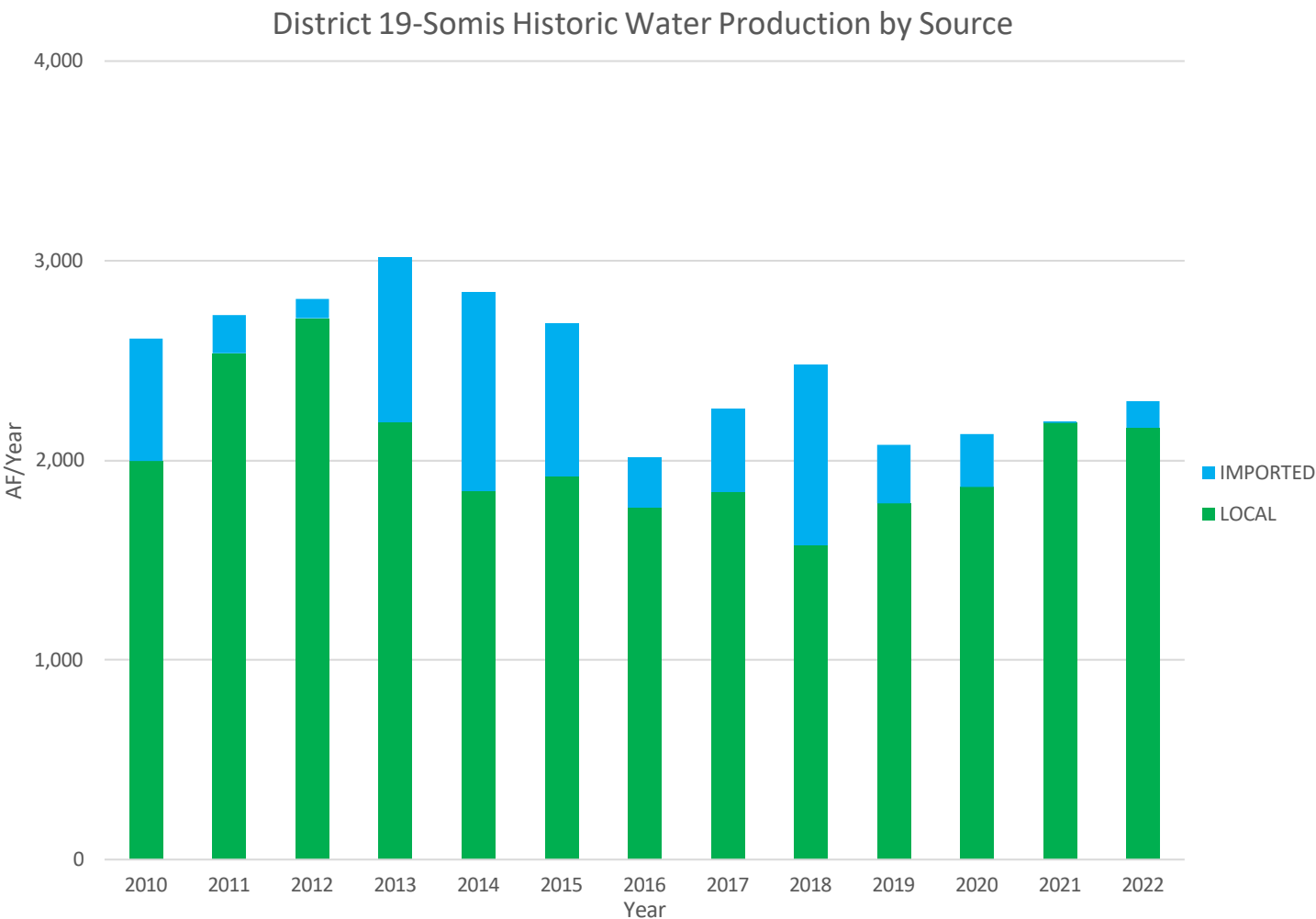
O&M – Water Demand



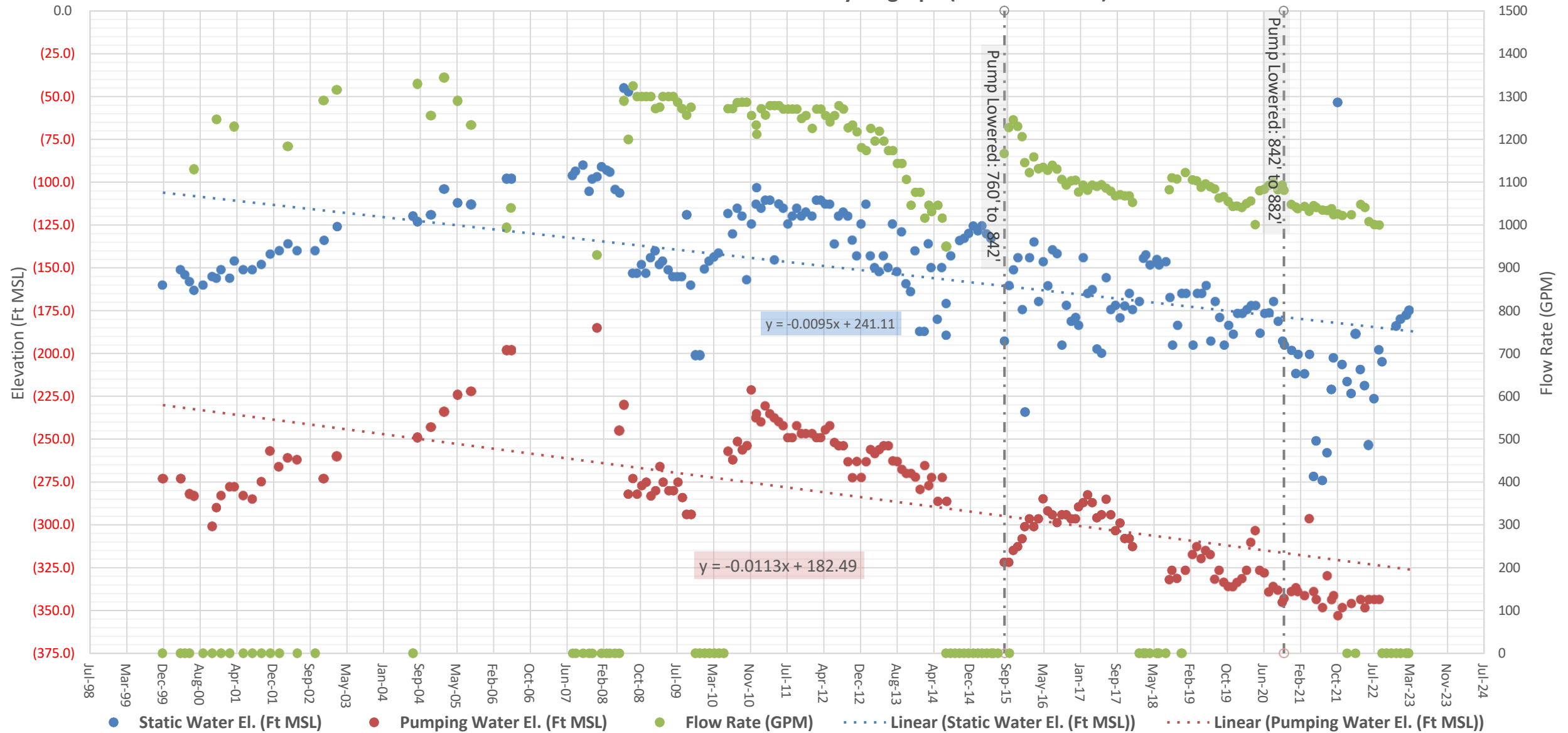
O&M – Water Supply

FCGMA Allocation:

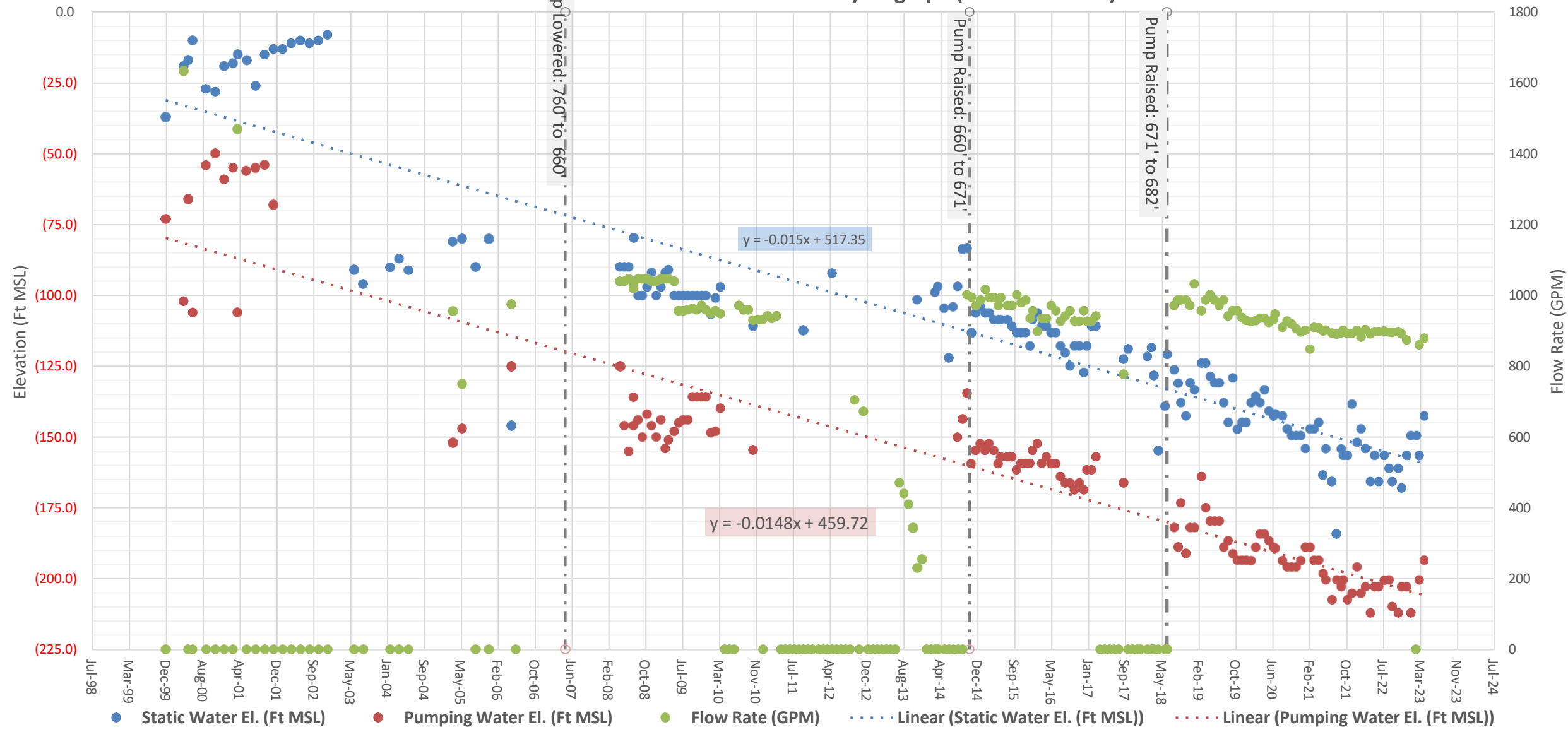
▶ 2,305.186 AF/Year



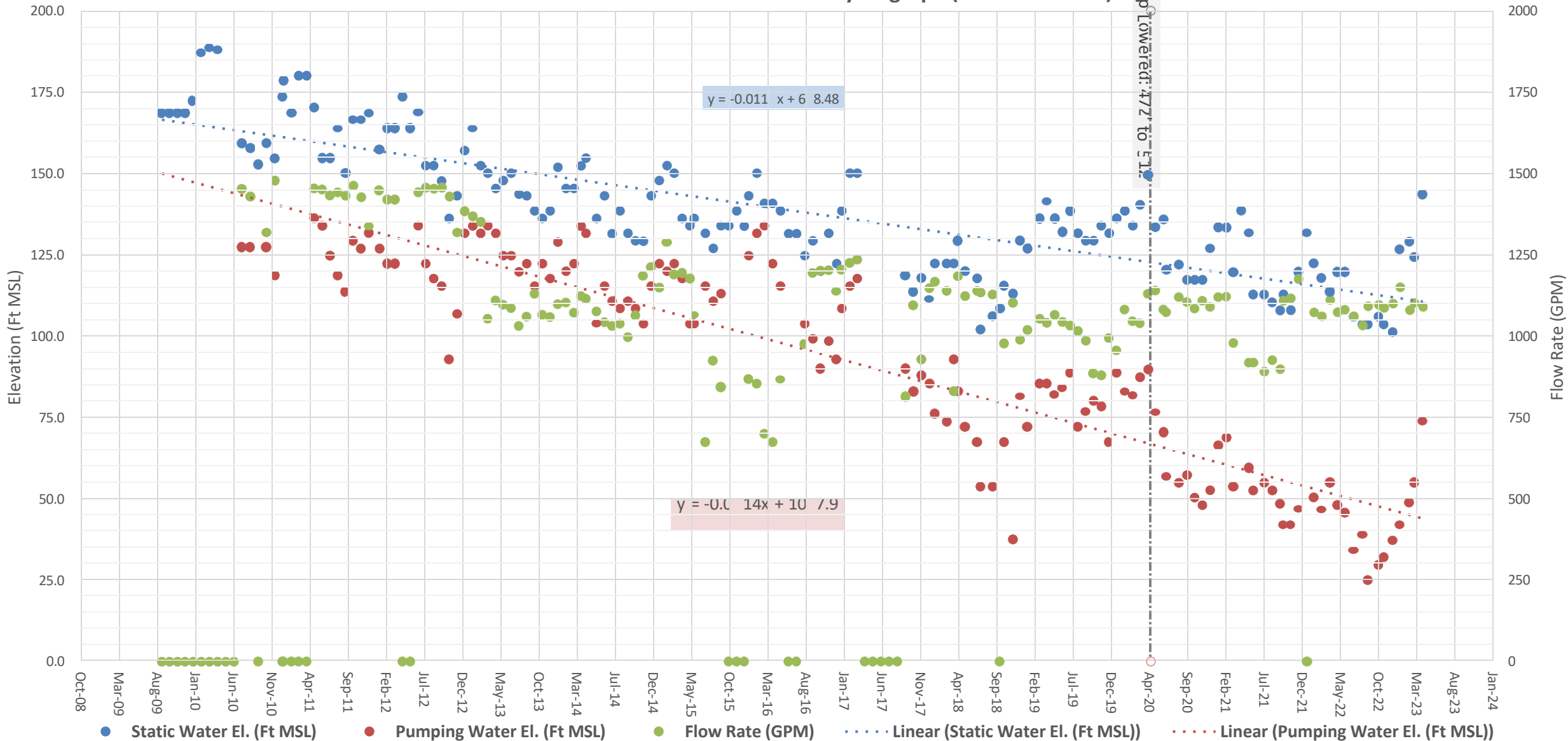
VCWWD No. 19 - Well No. 2 Hydrograph (Surface El. 460')



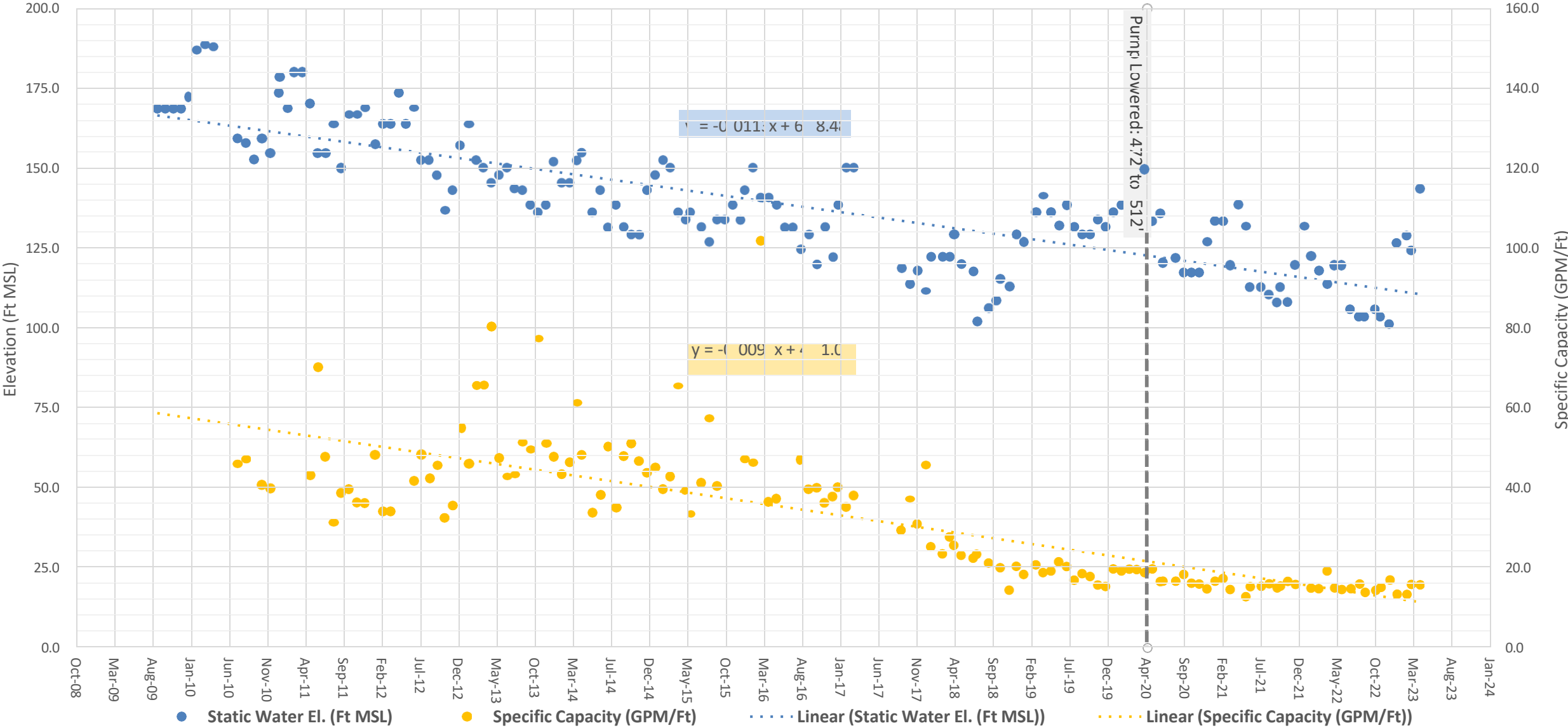
VCWWD No. 19 - Well No. 3 Hydrograph (Surface El. 410')



VCWWD No. 19 - Well No. 4 Hydrograph (Surface El. 512')



VCWWD No. 19 - Well No. 4 Specific Capacity (Surface El. 512')



Customer Service and Meter Reading (Q3)

- ▶ Replaced 22 meters (stopped/malfunctioning)
 - ▶ \$2,716 labor
- ▶ Customer Account Activity (turn on/off)
 - ▶ \$2,615 labor
- ▶ Customer Service Orders (check for leaks, verify reads, pressure, etc.)
 - ▶ \$4,439
- ▶ Line Locations
 - ▶ \$5,407 labor

Operations & Maintenance – Looking Forward

- ▶ Well 2 Filtration Plant start-up
 - ▶ Well tested for BAC T in August and subsequent post treatment tests in September-March
 - ▶ Consulted with hydrogeologist
 - ▶ Pulling pump to video October 17
 - ▶ Treated with NuWell
 - ▶ Tested April 2023-Results Pending
 - ▶ Filters in standby/maintenance
- ▶ 3 valves and tee replacement at Groves Place
- ▶ Bradley Bridge pipeline replacement

Engineering – CIP and Development

- ▶ Well 2 Fe+Mn Treatment
- ▶ Somis Farmworker Housing



Questions?

6. DISTRICT STAFF REPORT

B. CAPITAL PROJECTS REVIEW- The Capital Project Status Report provides regular reporting on the status of active capital projects within the District.

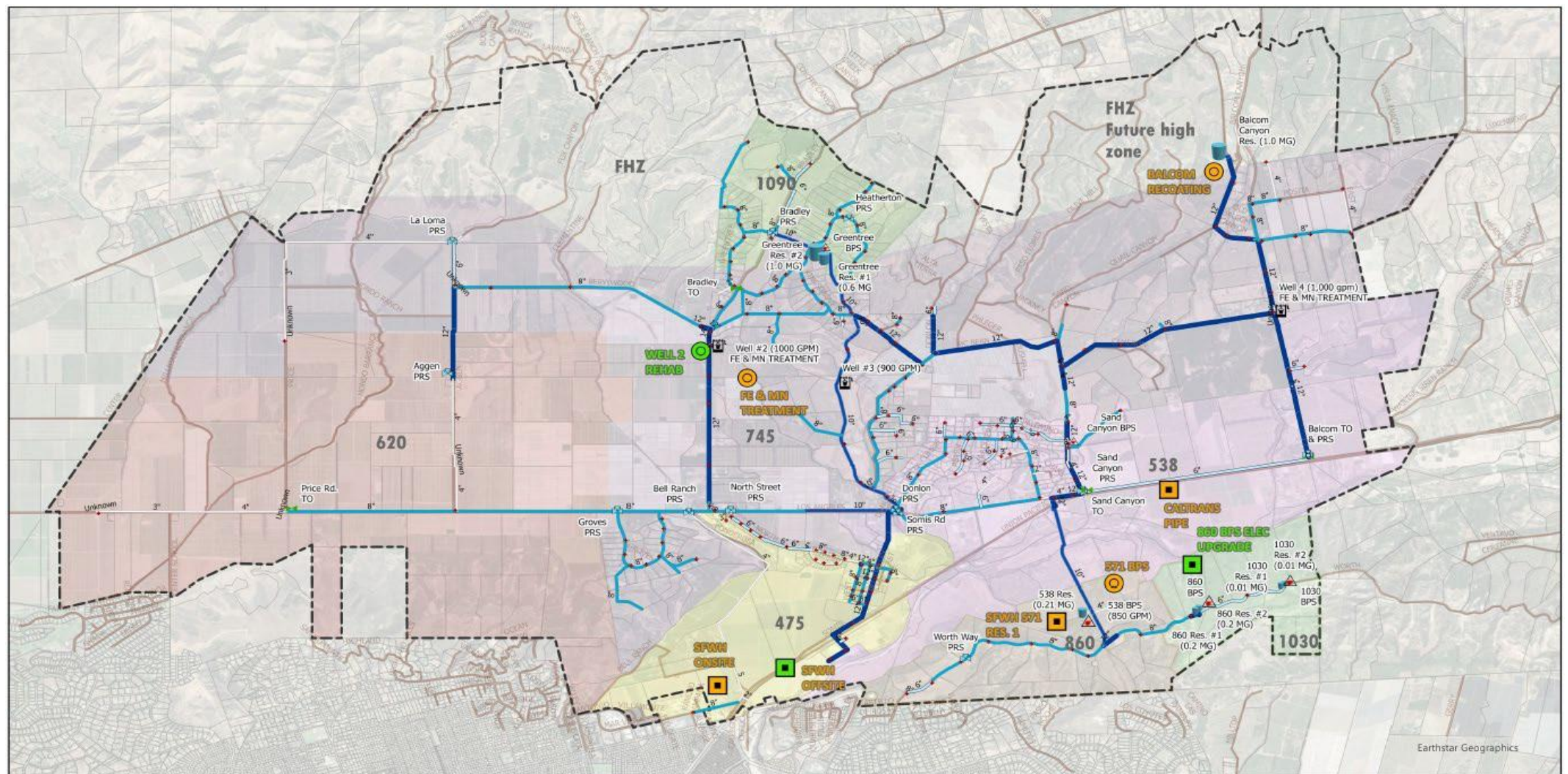
April 2023

ACTIVE CAPITAL PROJECTS REPORT - WATER AND SANITATION DEPARTMENT

Well 2 FE and MN Treatment	R. Lippincott	Construction	99.9	Grant and County Loan	After well is rehabilitated the facility will be commissioned.
571 Reservoir Pump Station	R. Lippincott	Design	10	Capital Funds	We have received the hydraulic technical memo and the consultant is working on the design.
Cal Trans Pipe Relocation Project	J. Kim	Design	60	Capital Funds	A Cal Trans slope stabilization project requires the relocation of a District pipeline. Caltrans hired design consultant to include relocation of water line to their PS&E. Utility Agreement goes to the Board on 4/11/2023.



District 19 Water System - Engineering



Legend Structure Type Pressure Reducing Station Reservoir Booster Station Well Water Main Diameter <= 5 6 8 10 12 14 INTERNAL CIP / O&M PROJECT IN PROGRESS RECENTLY COMPLETED DEVELOPMENT PROJECT IN PROGRESS RECENTLY COMPLETED Other Symbols Turn Out Hydrant Parcel Boundary Roads District Boundary		<h1>VCWWD NO. 19 WATER SYSTEM</h1> <div> 0 0.25 0.5 1 1.5 2 Miles </div> <div> 2023 </div>		
--	--	--	--	--

CIP Projects (Near Term)

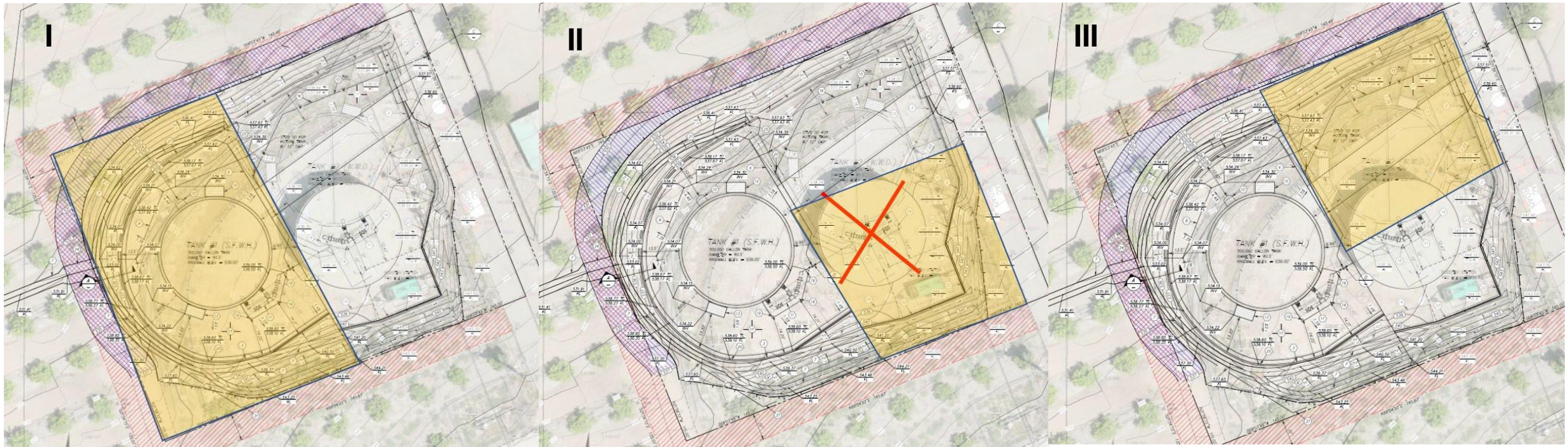
Well 2 FE & MN Treatment



CIP Projects (Near Term)

571 Booster Pump Station Upgrade

- Purpose
- Sequencing



O&M Projects


Well 2 Rehabilitation (O&M and Engineering Collaboration)

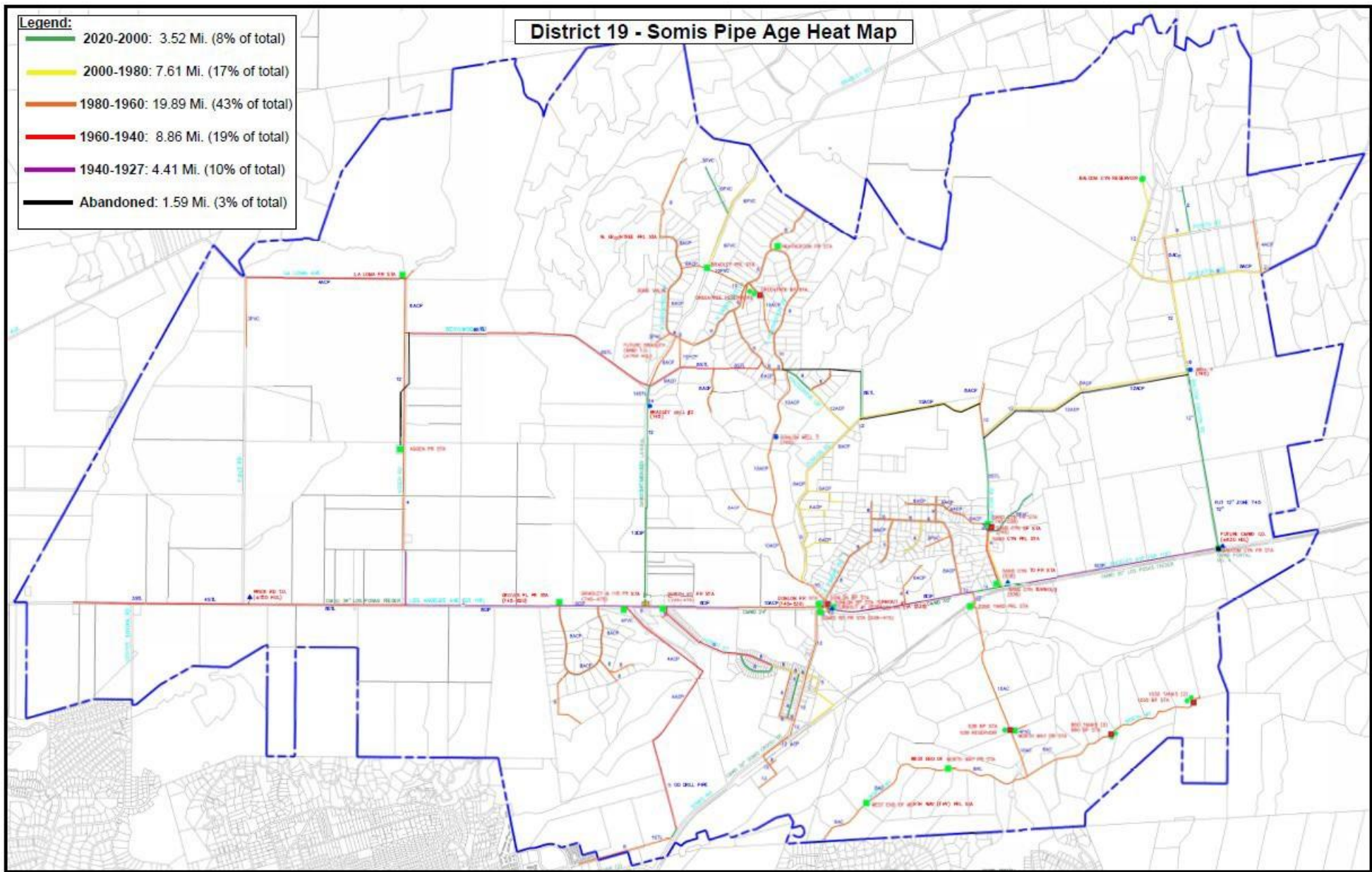
- Phase 1 - Pull well/video/inspect pipe and pump
- Phase 2 - Rehab Well - Brush well/airlift/disinfect
- Phase 3 - Purchase new pump & column piping, have well pump reinstalled



Development Projects

SFWH





Challenges

- Pipe Age - Cal Trans Pipe Replacement
- Well Age (2 out of 3)
- Fe and Mn treatment (Well 3)
- Asset Database

Notable Beneficial Aspects

- New Well 2 Water Treatment Facility constructed primarily with grant money
- Well 4 Facility is fairly new and with a couple upgrades could continue to perform well into the future
- District is in the process of applying for grants to fund some of the large projects

6. DISTRICT STAFF REPORT

- C. WATER QUALITY REPORT - A report regarding water quality complaints, if any, received by the District since the previous CAC meeting and how these complaints were resolved.
- D. WATER SUPPLY CONDITIONS - An update on water supply conditions within the District, Southern California, and throughout the State.

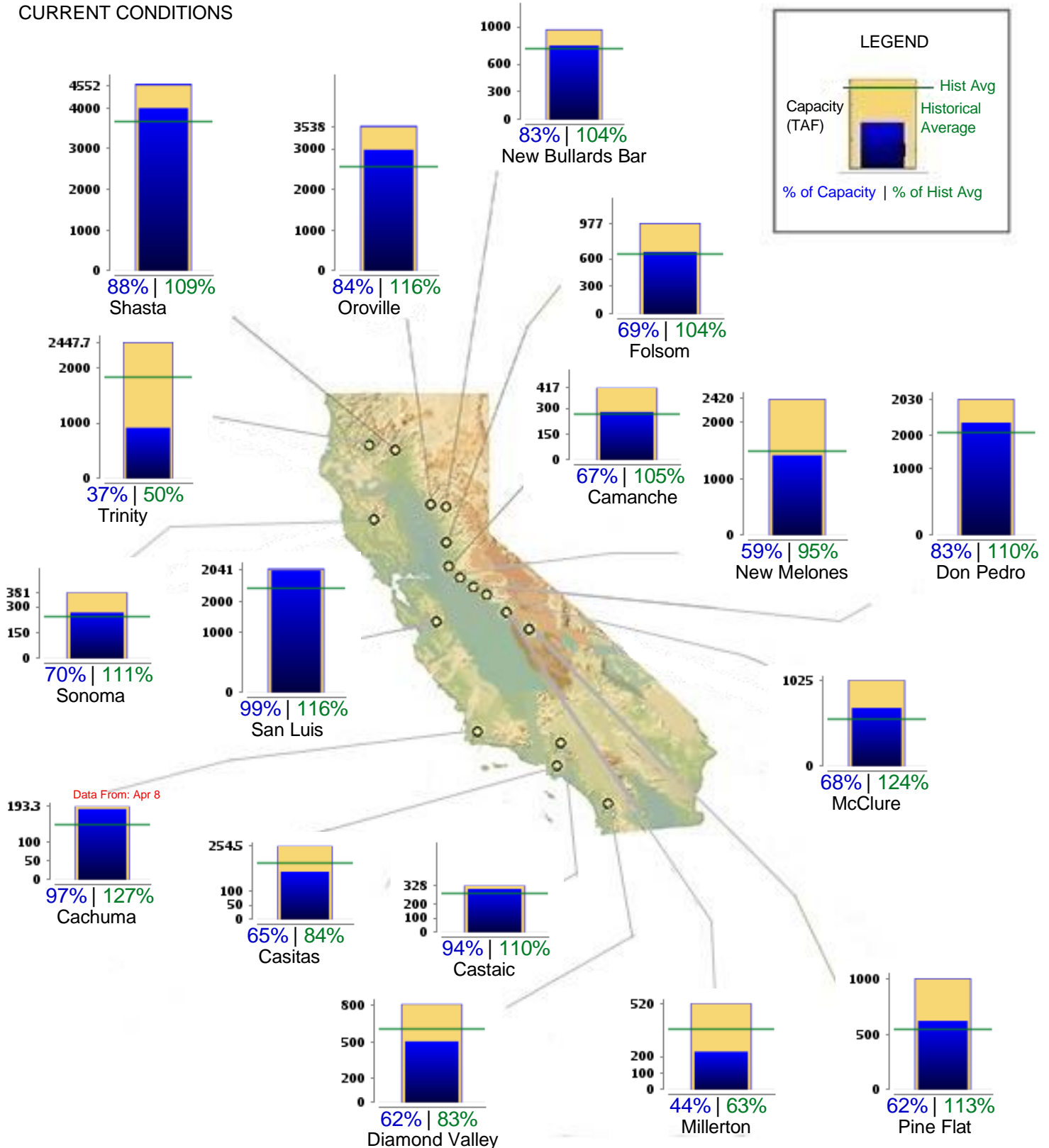


CURRENT RESERVOIR CONDITIONS

CALIFORNIA MAJOR WATER SUPPLY RESERVOIRS

Midnight - April 9, 2023

CURRENT CONDITIONS



Drought Classification

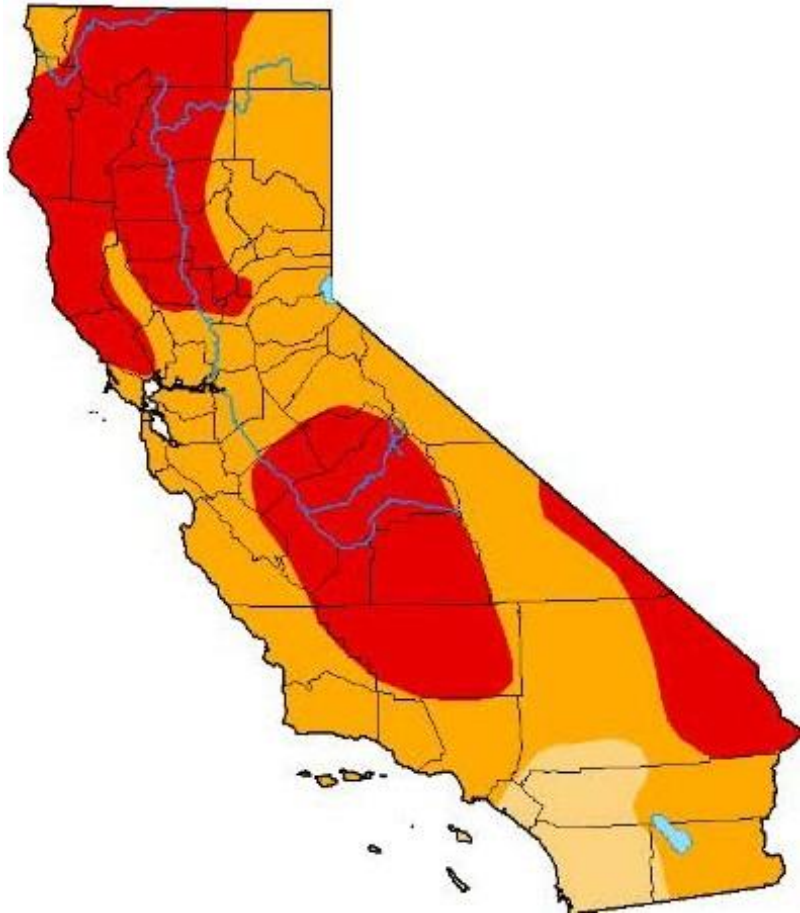
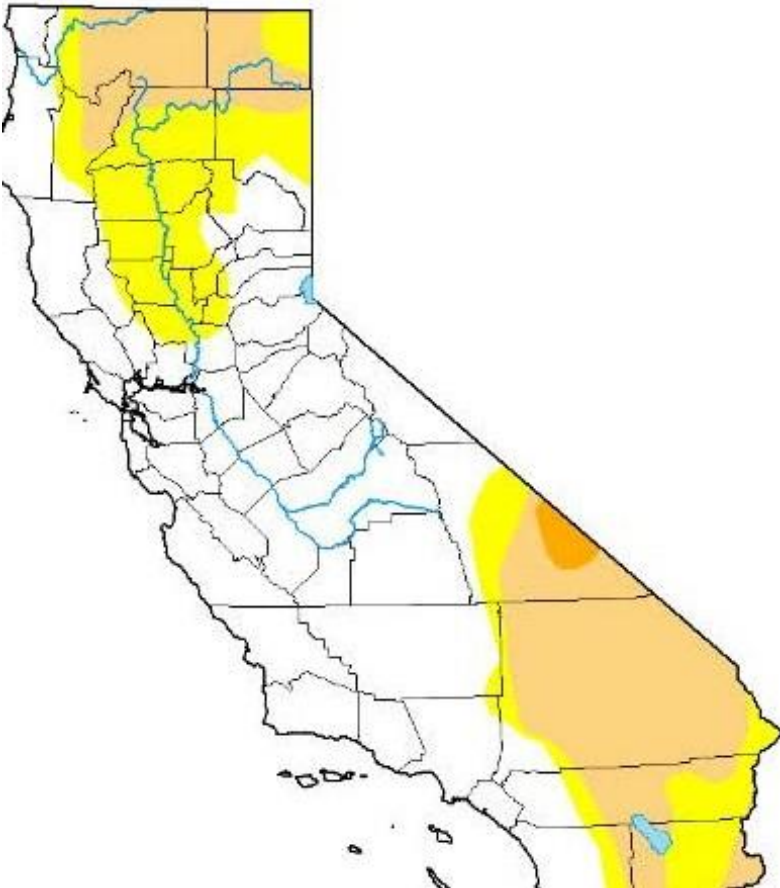
- None

DO (Abnormally Dry)

a. 01 (Moderate Drought) 02 (Severe Drought)
- b. 03 (Extreme Drought)

c. 04 (Exceptional Drought)

C. No Data



< | April 4, 2023

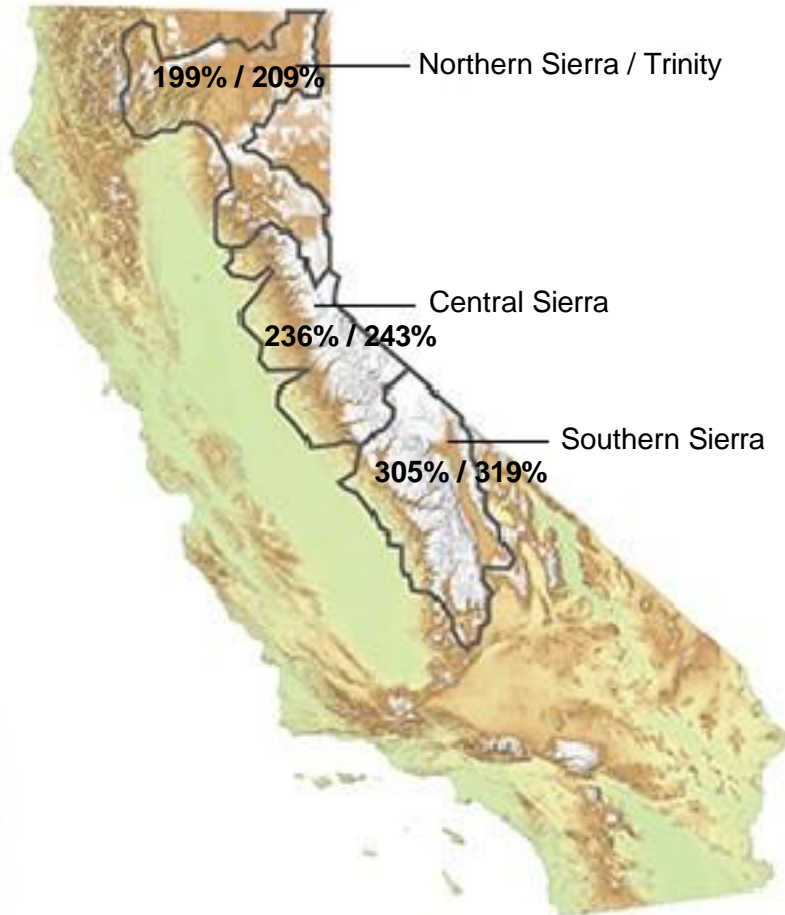
< | April 5, 2022



STATEWIDE SNOW WATER CONTENT

CURRENT REGIONAL SNOWPACK FROM AUTOMATED SNOW SENSORS

% of April 1 Average / % of Normal for This Date



NORTH	
Data as of April 10, 2023	
Number of Stations Reporting	25
Average snow water equivalent (Inches)	57.7
Percent of April 1 Average (%)	199
Percent of normal for this date (%)	209

CENTRAL	
Data as of April 10, 2023	
Number of Stations Reporting	43
Average snow water equivalent (Inches)	62.5
Percent of April 1 Average (%)	236
Percent of normal for this date (%)	243

SOUTH	
Data as of April 10, 2023	
Number of Stations Reporting	25
Average snow water equivalent (Inches)	61.5
Percent of April 1 Average (%)	305
Percent of normal for this date (%)	319

STATE	
Data as of April 10, 2023	
Number of Stations Reporting	93
Average snow water equivalent (Inches)	60.9
Percent of April 1 Average (%)	239
Percent of normal for this date (%)	248

Statewide Average: 239% / 248%

Data as of April 10, 2023

6. DISTRICT STAFF REPORT

- E. FOX CANYON GROUNDWATER MANAGEMENT AGENCY UPDATE - An update on decisions and/or rulings by the GMA which may impact the District

- F. AN UPDATE ON THE LAS POSAS VALLEY WATER RIGHTS COALITION ADJUDICATION – On March 27, 2018, a property-eminant domain case was filed by Las Posas Valley Water Rights Coalition against the Fox Canyon Groundwater Management Agency (GMA). The plaintiff's landowner's complaint alleges that the GMA already has imposed pumping restrictions that violate their overlying groundwater rights as part of a plan to boost municipal pumping for urban areas.

6. DISTRICT STAFF REPORT

- G. CALLEGUAS MUNICIPAL WATER DISTRICT/
METROPOLITAN WATER DISTRICT OF SOUTHERN
CALIFORNIA UPDATE - An update on decisions and rulings
by these agencies which may impact the District.
- H. AVENUES OF PUBLIC OUTREACH - An update on
how the District is reaching out to its customers concerning
water conservation.
- I. BOARD LETTER TRACKER - AN UPDATE ON VENTURA
COUNTY BOARD OF SUPERVISORS AGENDA ITEMS
RELATED TO THE DISTRICT - A status report on items the
District may be presenting or has recently presented, before
the Ventura County Board of Supervisors.
 - 4/11 HWY 118 Caltrans Project Waterline Relocation
 - 4/25 Rescind Level 3 Shortage

6. DISTRICT STAFF REPORT

- J. BUDGET AND FINANCIAL REVIEW - An update on the budget and financial status of the District.

Current Activities for Accounting Period 09 (Period ending 03/31/23)									
WW#19 Somis									
Detailed ADHOC Analysis									
1	Total Beginning Balances		\$49,439	\$1,012,263	\$2,345,603	\$2,345,603			\$2,345,603
2	Total Ending Balances		\$1,012,263	\$2,345,603	\$3,478,949	\$2,475,340			\$2,497,746
		FY23							
					ADJUSTED	FY23	% Actual vs	FY23 YR-END	
7	O&M/ Rate Stab Fund	FY21	ACTUAL	FY22	ACTUAL	BUDGET	ACTUAL	Budget	PROJECTION
8	Beginning Balances		(\$0)	\$910,926	\$1,522,759	\$1,522,759			\$1,522,759
9									
10	Operating Revenue								
11	Interest Earnings		\$0	\$0	\$0	\$0			\$0
12	Federal & State Disaster		\$0	\$0	\$0	\$0			\$0
13	State Aid - SB90		\$0	\$0	\$0	\$0			\$0
14	Meter Sales & Install/Line Ext. Fee		\$2,866	\$44,558	\$27,000	\$5,002	19%		\$26,900
15	Planning/Engr Svc Fee		\$0	\$7,500	\$2,000	\$178,989	8949%		\$179,000
16	Permit Fees		\$0	\$0	\$200	\$0	0%		\$0
17	Water Sales		\$3,549,443	\$3,461,597	\$3,777,100	\$2,009,486	53%		\$3,481,100
18	Las Posas Adjudication Surcharge		\$182,318	\$161,323	\$0	\$0			\$0
19	Other revenue - misc.		\$40,898	\$105,409	\$69,445	\$54,119	78%		\$74,900
20	Total - Operating Revenue		\$3,775,526	\$3,780,387	\$3,875,745	\$2,247,597			\$3,761,900
21									
22	Operating Expenditure								
23	Phone/Supplies/Bad Deb/Misc		\$88,664	\$95,723	\$113,741	\$120,408	106%		\$147,582
24	System Maint. Repairs & Replac.		\$228,569	\$354,428	\$480,100	\$293,911	61%		\$655,200
25	Indirect Cost Recovery		\$23,238	\$21,690	\$0	\$0			\$0
26	O&M Labor Charges		\$885,370	\$979,001	\$1,082,900	\$846,133	78%		\$1,159,600
27	State Permit/Fees		\$13,700	\$12,200	\$14,000	\$0	0%		\$0
28	Legal Cost		\$59,459	\$38,500	\$150,000	\$126,701	84%		\$249,975
29	Mgnt /Admin./ Eng. Svcs		\$173,800	\$178,000	\$175,600	\$131,700	75%		\$175,600
30	Special Technical Services		\$62,095	\$16,023	\$25,000	\$9,888	40%		\$34,800
31	Water Analysis		\$6,398	\$7,191	\$15,000	\$3,828	26%		\$10,900
32	Cross Connection Fees		\$6,000	\$4,800	\$6,000	\$0	0%		\$5,200
33	Groundwater Extraction		\$35,700	\$69,800	\$92,000	\$0	0%		\$92,000
34	Water Purchase		\$118,970	\$102,584	\$243,300	\$243,319	100%		\$459,600
35	Water System Power		\$600,422	\$786,830	\$608,500	\$421,481	69%		\$755,541
37	Conservation Program		\$0	\$0	\$500	\$0	0%		\$5,000
38	Meter Replacement & Change Outs		\$51,100	\$42,200	\$58,000	\$31,300	54%		\$46,000
39	Other Loan Pymts-Principal (USDA)		\$73,986	\$0	\$0	\$0			\$0
40	Loan Principal Pymts - RCA		\$0	\$101,980	\$96,370	\$0			\$104,600
41	Other Loan Pymts - RCA Interest		\$3,020	\$18,323	\$30,288	(\$2,563)			\$9,000
42	Other Loan Pymts-USDA Interest		\$73,265	\$0	\$0	\$0			\$0
43	Depreciation Expense		\$335,897	\$327,835	\$325,642	\$244,508	75%		\$325,642
44	Right of Way Easements Purchase		\$0	\$0	\$0	\$0			\$0
45	Right of Way Easements Temporary		\$500	\$0	\$0	\$0			\$0
46	Debt Contra		\$0	\$0	\$0	\$0			\$0
47	Debt & Capital Reserve Contributions		\$0	\$10	\$0	\$10,623			\$51,700
48	Contribution - ISF		\$25,210	\$11,436	\$44,300	\$0	0%		\$10,900
49	CAFR Adjustments		(\$763)						
50	Total - Operating Expenditure		\$2,864,600	\$3,168,554	\$3,561,241	\$2,481,238			\$4,298,840
51	Result of Operation		\$910,926	\$611,833	\$314,504	(\$233,641)			(\$536,940)
52	Transfer to/fr Capital Reserve				\$0				\$0
53	O&M Fund Balance Reserve:		\$910,926	\$1,522,759	\$1,837,263	\$1,289,118			\$985,819
54									
55	Minimum Balance								
56	25%		\$716,150	\$792,139	\$890,310	\$620,309			\$1,074,710
57	10%		\$4,090	\$10,541	\$6,945	\$5,412			\$7,490
58									
		FY23							
					ADJUSTED	FY23	% Actual vs	FY23 YR-END	
59	Acquisition&Replacement Fund	FY21	ACTUAL	FY22	ACTUAL	BUDGET	ACTUAL	Budget	PROJECTION
60	Beginning Balances		\$49,439	\$51,923	\$684,930	\$684,930			\$684,930
61									
62	Capital Sources of Funds								

63	Interest Earnings	\$19,945	\$3,150	\$5,000	\$12,439	249%	\$12,500
64	State Grant	\$176,264	\$1,920,173	\$0	\$417,080		\$970,041
65	Capital Impr Charges	\$2,000	\$672,028	\$482,700	\$15,309	3%	\$482,700
66	Loan Proceed	\$0	\$0	\$1,680,000	\$0	0%	\$0
67	Other Revenue-Misc	\$0	\$0	\$0	\$0		\$0
68	Gain/Loss Revenue Capital Asset						\$0
69	Depreciation Expense	\$335,897	\$327,835	\$325,642	\$244,508	75%	\$325,642
70	Total - Capital Sources of Funds	\$534,105	\$2,923,186	\$2,493,342	\$689,336		\$1,790,883
71							
72	Capital Uses of Funds						
73	Water System Replacement & Construction Projects:						
74	Misc Water System Improvement	\$37,300	\$14,579	\$70,000	\$30,608	44%	\$83,000
75	General System Improvement	(\$4)	\$0	\$0	\$7,084		\$52,392
76	Well#4 Treatment Fac Repl	\$0		\$0	\$0		\$0
77	Well 2 Treatment Facility	\$305,318	\$2,229,570	\$250,000	\$319,652	128%	\$553,041
78	Well#2 Treatment Facility	\$0		\$0	\$0		\$0
79	Pipe Replacement at Caltrans	\$0		\$0	\$0		\$0
80	NewCalleguasWtrTrnout	\$0		\$0	\$0		\$0
81	Sand Canyon Waterline & BPS	\$0		\$0	\$0		\$0
82	Pipe Replacement Caltrans ROW	\$0	\$0	\$0	\$0		\$0
83	Pipe Replacement Caltrans	\$0		\$0	\$0		\$0
84	Well 3 Replacement	\$0		\$0	\$0		\$0
85	Bradley Rd Turnout	\$0		\$0	\$0		\$0
86	538 Reservoir Replacement	\$5,096	\$22,030	\$100,000	\$22,261	22%	\$184,867
88	Coating & Repair; Balcom Canyon Reservoir	\$0	\$0	\$100,000	\$0	\$0	\$0
89	Waterline Relocation: Hwy 118/ Caltrans Project	\$0	\$0	\$700,000	\$0	\$0	\$0
90	LA Ave/ Caltrans Pipeline Replacement	\$0	\$0	\$230,000	\$0	\$0	\$0
91	Water Construction Project	\$0	\$0	\$0	\$0		\$0
92	Total Syst. Replc & Construc Proj.	\$347,710	\$2,266,179	\$1,450,000	\$379,605		\$873,300
93	Misc Expense	\$0	\$0	\$0	\$0		\$0
94	System Maint, Repairs & Replc.	\$0	\$0	\$0	\$0		\$0
95	Engineering Services	\$12,300	\$24,000	\$12,100	\$0	0%	\$12,100
96	Other Equipment	\$0	\$0	\$300,000	\$0	0%	\$300,000
97	Contributions-ISF & Other Funds	\$0	\$0	\$0	\$0		\$0
98	Prior Year CAFR Adjustments	\$171,612					
99	Total - Capital Uses of Funds	\$531,622	\$2,290,179	\$1,762,100	\$379,605		\$1,185,400
100	Net Cash Balance	\$2,483	\$633,007	\$731,242	\$309,732		\$605,483
101	Transfer to/fr O&M	\$0	\$0	\$0	\$0		\$0
103	Ending Capital Fund Balance Reserve	\$51,923	\$684,930	\$1,416,172	\$994,661		\$1,290,412
104							

	FY23						
				ADJUSTED	FY23	% Actual vs	FY23 YR-END
105	DEBT SERVICE - RCA - Well 2 Construction Proj.	FY21 ACTUAL	FY22 ACTUAL	BUDGET	ACTUAL	Budget	PROJECTION
106	Beginning Balances	\$0	\$49,415	\$137,915	\$137,915		\$137,915
107							
108	Sources of Fund						
109	Well 2 Surcharge	\$49,415	\$88,500	\$87,600	\$53,646	\$1	\$83,600
110	Subtotal - Sources of Fund	\$49,415	\$88,500	\$87,600	\$53,646		\$83,600
111							
112							
113	Debt Service						
114	Loan Principal Pymts - RCA			\$0	\$0		\$0
115	Other Loan Pymts - RCA Interest			\$0	\$0		\$0
116	Subtotal - Debt Service	\$0	\$0	\$0	\$0		\$0
117							
118	Net Cash Balance	\$49,415	\$88,500	\$87,600	\$53,646		\$83,600
119							
120	Ending Debt Service Reserve	\$49,415	\$137,915	\$225,515	\$191,561		\$221,515

	NET RESULTS OF OPERATION COMPARISION BETWEEN FISCAL YEARS							
				Fiscal Year 2021-22				
	OPERATION FUND	FY21 ACTUAL	FY22 ACTUAL	FY23 ADJUSTED BUDGET	FY23 ACTUAL	% Actual vs Budget	FY23 YR-END PROJECTION	
1	Water Sales							
2	Water Sales	\$3,549,443	\$3,461,597	\$3,777,100	\$2,009,486	53%	\$3,481,100	
3	Las Posas Adjudication- Surcharges	\$182,318	\$161,323	\$0	\$0		\$0	
4	Other O&M Revenues	\$43,764	\$157,467	\$98,645	\$238,110	241%	\$280,800	
5	Total Sales	\$3,775,526	\$3,780,387	\$3,875,745	\$2,247,597		\$3,761,900	
6								
7	Water & Power Cost							
8	Water Supply Cost	\$154,670	\$172,384	\$335,300	\$243,319	73%	\$551,600	
9	Water System Power	\$600,422	\$786,830	\$608,500	\$421,481	69%	\$755,541	
10	Total Water and Power Costs	\$755,092	\$959,214	\$943,800	\$664,801		\$1,307,141	
11	Gross Profit (Loss)	\$3,020,434	\$2,821,173	\$2,931,945	\$1,582,796		\$2,454,759	
12								
13	Operating Cost							
14	System Maint. Repairs & Replac.	\$228,569	\$354,428	\$480,100	\$293,911	61%	\$655,200	
15	O&M Labor	\$885,370	\$979,001	\$1,082,900	\$846,133	78%	\$1,159,600	
16	Meter Replacement & Change Outs	\$51,100	\$42,200	\$58,000	\$31,300	54%	\$46,000	
17	Misc O&M Cost	\$264,284	\$306,176	\$495,199	\$258,262	52%	\$577,957	
18	County and Agency Services	\$197,038	\$199,690	\$175,600	\$131,700	75%	\$175,600	
19	Debt Service	\$147,251	\$10	\$0	\$10,623		\$51,700	
20	Funded Depreciation	\$335,897	\$327,835	\$325,642	\$244,508	75%	\$325,642	
21	Total Operating Cost	\$2,109,508	\$2,209,340	\$2,617,441	\$1,816,437		\$2,991,699	
22	Net Result of Operation	\$910,926	\$611,833	\$314,504	(\$233,641)		(\$536,940)	
37								
38								
39	WaterWorks District #19							
40	Profit & Loss Analysis							
41								
42								
43								
44	<div><div>Total Sales</div><div>Gross Profit</div><div>Operating Expenses</div><div>Net Results of Operation</div></div>							
45								
46								
47								
48								
49								
50								
51								
52								
53								
54								
55								
56								
57								
58								
59		FY21 ACTUAL	FY22 ACTUAL	FY23 ADJUSTED BUDGET	FY23 ACTUAL	FY23 YR-END PROJECTION		
60	Total Sales	\$3,775,526	\$3,780,387	\$3,875,745	\$2,247,597	\$3,761,900		
61	Gross Profit	\$3,020,434	\$2,821,173	\$2,931,945	\$1,582,796	\$2,454,759		
62	Operating Expenses	\$2,109,508	\$2,209,340	\$2,617,441	\$1,816,437	\$2,991,699		
	Net Results of Operation	\$910,926	\$611,833	\$314,504	(\$233,641)	(\$536,940)		

	CASH RESERVE ANALYSIS																					
		FY21 ACTUAL	FY22 ACTUAL	FY23 ADJUSTED BUDGET	FY23 ACTUAL	% Actual vs Budget	FY23 YR-END PROJECTION															
1	Operating Revenues																					
2	Water Sales	3,549,443	3,461,597	3,777,100	2,009,486	53%	3,481,100															
3	Las Posas Adjudication- Surcharges	182,318	161,323	0	0		0															
4	Other O&M Revenues	43,764	157,467	98,645	238,110	241%	280,800															
5	Subtotal - Operating Revenues	3,775,526	3,780,387	3,875,745	2,247,597		3,761,900															
6																						
7	Operating Expenses																					
8	Water Purchases	118,970	102,584	243,300	243,319	100%	459,600															
9	Water System Power	600,422	786,830	608,500	421,481	69%	755,541															
10	Other O&M Expenses	1,659,041	1,831,002	2,257,141	1,574,492	70%	2,644,457															
11	Fund Depreciation	335,897	327,835	325,642	244,508	75%	325,642															
12	Subtotal - Operating Expenses	2,714,329	3,048,251	3,434,583	2,483,801		4,185,240															
13																						
14	Net Operating Revenues	1,061,197	732,136	441,162	(236,204)		(423,340)															
15																						
16	Non-Operating Revenues																					
17	Capital Revenues	2,000	672,028	482,700	15,309	3%	482,700															
18	State Grant	176,264	1,920,173	0	417,080	0	970,041															
19	Fund Depreciation	335,897	327,835	325,642	244,508	75%	325,642															
20	Debt Proceeds	0	0	1,680,000	0	0%	0															
21	Well 2 Surcharge	49,415	88,500	87,600	53,646	1	83,600															
22	Interest Earnings	19,945	3,150	5,000	12,439	249%	12,500															
23	Subtotal - Non Operating Revenues	583,520	3,011,686	2,580,942	742,982		1,874,483															
24																						
25	Debt Service																					
26	RCA Loan	150,271	120,303	126,658	(2,563)		113,600															
28	Subtotal - Debt Service	150,271	120,303	126,658	(2,563)	-2%	113,600															
29																						
30	Capital Expenses																					
31	Well 2 Treatment Facility Prj	305,318	2,229,570	250,000	319,652	128%	553,041															
32	Other System Improv. Proj	42,392	36,609	1,200,000	59,953	5%	320,259															
33	Misc. Capital Cost	183,912	24,000	312,100	0	0%	312,100															
34	Total Capital Expenses	531,622	2,290,179	1,762,100	379,605		1,185,400															
35																						
36	Net Revenues	962,824	1,333,340	1,133,346	129,736		152,142															
37																						
38	Beginning Balance	49,439	1,012,263	2,345,603	2,345,603		2,345,603															
39	Ending Balance	1,012,263	2,345,603	3,478,949	2,475,340		2,497,746															
40																						
41	Total Proposed Targets	720,240	802,679	897,255	625,721		1,082,200															
<div>Cash Reserve Analysis</div> <div><div><div></div><div></div></div><div><div>Ending Cash Balance</div><div>Total Proposed Targets</div></div><table><tr><td>FY21 ACTUAL</td><td>FY22 ACTUAL</td><td>FY23 ADJUSTED BUDGET</td><td>FY23 ACTUAL</td><td>FY23 YR-END PROJECTION</td></tr><tr><td>1,012,263</td><td>2,345,603</td><td>3,478,949</td><td>2,475,340</td><td>2,497,746</td></tr><tr><td>720,240</td><td>802,679</td><td>897,255</td><td>625,721</td><td>1,082,200</td></tr></table></div>								FY21 ACTUAL	FY22 ACTUAL	FY23 ADJUSTED BUDGET	FY23 ACTUAL	FY23 YR-END PROJECTION	1,012,263	2,345,603	3,478,949	2,475,340	2,497,746	720,240	802,679	897,255	625,721	1,082,200
FY21 ACTUAL	FY22 ACTUAL	FY23 ADJUSTED BUDGET	FY23 ACTUAL	FY23 YR-END PROJECTION																		
1,012,263	2,345,603	3,478,949	2,475,340	2,497,746																		
720,240	802,679	897,255	625,721	1,082,200																		

7. COMMITTEE MEMBERS COMMENTS/FUTURE AGENDA
ITEMS

8. ADJOURNMENT

*The next District 19 regularly scheduled Citizens' Advisory
Committee meeting will be held on June 15, 2023.