

Central Services Engineering Services Roads & Transportation Water & Sanitation Watershed Protection
Joan Araujo, Director **Christopher Cooper**, Director **Christopher Kurgan**, Director **Joseph Pope**, Director **Glenn Shephard**, Director

Representing: Ventura County Waterworks District Nos. 1, 16, 17, 19, and 38
County Service Area Nos. 29 (North Coast), 30 (Nyeland Acres), 34 (El Rio), Camarillo Airport, Todd Road Jail

November 8, 2022

**NOTICE OF A MEETING OF THE
VENTURA COUNTY WATERWORKS DISTRICT NO. 17
BELL CANYON CITIZENS' ADVISORY COMMITTEE**

NOTICE IS HEREBY GIVEN that a meeting of the Ventura County Waterworks District No. 17 Citizens' Advisory Committee will be held **Thursday, November 15, 2022**, from 7:00 p.m. to adjournment at the **Bell Canyon Homeowner's Association, 30 Hackamore Lane, Bell Canyon, California.**

Committee members and members of the public are also invited to attend the meeting via Zoom. To electronically join the meeting please follow the provided steps – At the specific time (7:00 p.m.) dial the number (669) 900-6833, when prompted enter the meeting ID 470 052 7072. You can also join the meeting by visiting this link - **Join Zoom Meeting** <https://us02web.zoom.us/j/4700527072>

Advisory Committee Members: Please contact the District Office by telephone at (805-378-3005), or by email at wspc@ventura.org, no later than November 14, if you are unable to participate on the call.

Sincerely,



Joseph C. Pope, P.E.
Director, Water and Sanitation

AGENDA OF THE MEETING

TO FIND OUT HOW YOU MAY ELECTRONICALLY ATTEND THE CAC MEETING AND PROVIDE PUBLIC COMMENT PLEASE REFER TO "NOTICES" LOCATED ON PAGE 3 OF THIS AGENDA.

1. CALL TO ORDER
2. APPROVAL OF THE MINUTES OF THE SEPTEMBER 20, 2022 MEETING



3. PUBLIC COMMENTS

Members of the public may address the Citizens' Advisory Committee (CAC) on items of interest to the public that are within the subject matter jurisdiction of the Committee, but do not appear on the agenda. With respect to agenda items, the public will be given an opportunity to address the Committee when the item is reached in the meeting.

4. DISTRICT STAFF REPORT

- A. BUDGET AND FINANCIAL REVIEW - An update on the budget and financial status of the District.
- B. CAPITAL PROJECTS – The Capital Project Status Report provides regular reporting on the status of active capital projects within the District.
- C. WATER QUALITY REPORT – A report regarding water quality complaints, if any, received by the District since the previous CAC meeting and how these complaints were resolved.
- D. WATER SUPPLY CONDITIONS – An update on water supply conditions within the District, Southern California, and throughout the State.
- E. CALLEGUAS MUNICIPAL WATER DISTRICT / METROPOLITAN WATER DISTRICT OF SOUTHERN CALIFORNIA UPDATE – An update on decisions and rulings by these agencies which may impact the District.
- F. UPDATE ON AVENUES OF PUBLIC OUTREACH – How the District is reaching out to its customers concerning water conservation.
- G. BOARD LETTER TRACKER - UPDATE ON VENTURA COUNTY BOARD OF SUPERVISORS AGENDA ITEMS RELATED TO THE DISTRICT – A status report on what items District staff has recently presented, or may be presented, before the Ventura County Board of Supervisors.
- H. UPDATE ON ADVANCED METERING INFRASTRUCTURE (AMI) IMPLEMENTATION - The AMI project is an integrated system of smart meters, communications networks, and data management systems that enables two-way communication between utilities and customers which is being implement within the District.



5. DIRECTOR'S INFORMATIONAL ITEMS - Provides the opportunity for the Director to present items that are not within the subject matter of the District's Staff Report.
 - HOA / Equestrian Center Water Usage
 - Water Rates Presentation
 - Quarterly O&M Update
 - Future Staffing Levels in Water and Sanitation
6. COMMITTEE MEMBERS' COMMENTS/FUTURE AGENDA ITEMS
7. ADJOURNMENT

*The next regularly scheduled District 17 CAC meeting will be held on January 17, 2023.

****NOTICES:** The following information is provided to help you understand, follow, and participate in the Board meeting: Public Comments – Public comment is the opportunity for members of the public to participate in meetings by addressing the Citizens Advisory Committee in connection with one or more agenda or non-agenda items.

- **If you wish to make a comment on a specific agenda item, please sign on to Zoom and you will be given an opportunity to be heard. If you prefer to submit your comment in writing, submit your comment via email by 5:00 p.m. on the day prior to the Committee meeting. Please submit your comment to WSPC@ventura.org. Please indicate in the Subject Line, the Agenda item number (e.g., Item No. 3A). Your email will be read by the Water and Sanitation Director and placed into the record.**
- **If you are watching the live stream of the Committee meeting and would like to make a general public comment for items not on the day's agenda or to comment on a specific agenda item as it is being heard, please submit sign on to Zoom and you will be given an opportunity to be heard. If you prefer to submit your comment in writing, submit your comment to WSPC@ventura.org. Please indicate in the Subject Line, the Agenda item number (e.g., Item No. 3A). Every effort will be made to read your comment into the record, but some comments may not be read due to time limitations. Comments received after an agenda item will be made part of the record if received prior to the end of the meeting.**

IN COMPLIANCE WITH THE AMERICANS WITH DISABILITIES ACT, IF YOU NEED SPECIAL ASSISTANCE TO PARTICIPATE IN THIS MEETING, PLEASE CONTACT (805) 378-3005. REASONABLE ADVANCE NOTIFICATION OF THE NEED FOR ACCOMODATION PRIOR TO THE MEETING (48 HOURS ADVANCE NOTICE IS PREFERABLE) WILL ENABLE US TO MAKE REASONABLE ARRANGEMENTS TO ENSURE ACCESSIBILITY TO THIS MEETING.



DRAFT

CITIZENS' ADVISORY COMMITTEE VENTURA COUNTY WATERWORKS DISTRICT NO. 17 MINUTES OF THE SEPTEMBER 20, 2022, TELECONFERENCE MEETING

COMMITTEE MEMBERS IN ATTENDANCE: Lisa Riccomini, Steven Price, Ronald Marks

COMMITTEE MEMBERS ABSENT: Neil Sokoler, Greg McHugh

COMMITTEE MEMBER VACANCY: None

STAFF: Joseph Pope, Director
June Kim, Engineering Manager
Jean Fontayne, Staff Services Manager II
Debra Cavaletto, Accounting Manager II

GUESTS: None

- * * *
1. CALL TO ORDER - The meeting was called to order at 7:05 PM
 2. APPROVAL OF THE MINUTES OF THE SEPTEMBER 20, 2022 MEETING
 - Ms. Riccomini moved to approve the minutes. Mr. Price seconded this motion. Vote: Ayes – 3, Nays – 0.
 3. PUBLIC COMMENTS
 - None
 4. DISTRICT STAFF REPORT
 - A. BUDGET AND FINANCIAL REVIEW –
 - Mr. Pope explained that overall, the finances of the District are looking good.
 - Mr. Pope stated that Calleguas approved a 4.5% rate increase. Mr. Pope said that his preliminary rate analysis has shown that if the district approves this rate increase, the district's financials will remain on track.
 - B. CAPITAL PROJECTS
 - Bell Canyon Reservoir No. 3
 - Mr. Kim explained that AECOM has developed a design technical memo. Staff has reviewed it and forwarded the memo to the fire department for the helipad location. The department requested that AECOM include the helipad location in the design for a future possible project.
 - Bell Canyon Creek Crossing Pipeline Replacement
 - No update.

C. WATER QUALITY REPORT –

- Mr. Pope stated that there were no water quality complaints.

D. WATER SUPPLY CONDITIONS –

- Mr. Pope showed the maps in the written materials showing drought conditions.
- Mr. Pope showed the map of reservoir levels, explaining that they are much lower than the historic averages for this time of year.

E. CALLEGUAS MUNICIPAL WATER DISTRICT/ METROPOLITAN WATER DISTRICT OF SOUTHERN CALIFORNIA UPDATE

F. UPDATE ON AVENUES OF PUBLIC OUTREACH

- Mr. Pope stated that the district will be sending out an e-blast to customers regarding an upcoming seminar from Calleguas on landscaping and rebate opportunities for the public.

G. BOARD LETTER TRACKER –

- 9/13/22 – Receive and File 2021 Drinking Water Consumer Confidence Reports

H. UPDATE ON ADVANCED METERING INFRASTRUCTURE (AMI) –

- Mr. Pope stated that the District continues to add customers to the AMI portal. District 1 had a sharp increase during the month of January 2022 because that was when AMI was rolled out to this district.

5. DIRECTOR'S INFORMATIONAL ITEMS –

- HOA/Equestrian Center Water Usage – Mr. Pope showed the water usage, stating that it is trending lower, and is not an unreasonable amount of water usage.
- Conservation Status – Mr. Pope discussed the historic GPCD for D17

I. COMMITTEE MEMBERS' COMMENTS / FUTURE AGENDA ITEMS –

- Ms. Riccomini asked how the district/security can distinguish between customers who are wasting water and those who are watering within rules and regulations. Mr. Pope stated one of the key factors we look for when distributing Notices of Violation is water runoff from the property.

5. ADJOURNMENT – The meeting adjourned at 7:40 p.m.

3. PUBLIC COMMENTS

Members of the public may address the Citizens' Advisory Committee (CAC) on items of interest to the public that are within the subject matter jurisdiction of the Committee, but do not appear on the agenda. With respect to agenda items, the public will be given an opportunity to address the Committee when the item is reached in the meeting.

4. **DISTRICT STAFF REPORT**

A. BUDGET AND FINANCIAL REVIEW - An update on the budget and financial status of the District.

CURRENT PERIOD ACTIVITIES TO AP3 FY23 ENDING 9/30/2022									
		FY18	FY19	FY20			FY23 ADJ		FY23 YR-END
		ACTUAL	ACTUAL	ACTUAL	FY21 ACTUAL	FY22 ACTUAL	BUDGET	FY23 ACTUAL	PRJ
Total Beginning Balances		\$3,122,256	\$2,935,670	\$2,578,006	\$2,462,051	\$2,448,743	\$2,727,920	\$2,727,920	\$2,727,920
Total Ending Balances		\$2,935,670	\$2,578,006	\$2,462,051	\$2,448,743	\$2,727,920	\$1,677,716	\$2,984,965	\$2,034,183
Total Proposed Targets		\$982,962	\$961,870	\$928,603	\$1,032,133	\$1,035,161	\$1,206,708	\$177,244	\$1,194,748
Alert		ok	ok	ok	ok	ok	ok	ok	ok
		FY18	FY19	FY20			FY23 ADJ		FY23 YR-END
O&M/ Rate Stab Fund		ACTUAL	ACTUAL	ACTUAL	FY21 ACTUAL	FY22 ACTUAL	BUDGET	FY23 ACTUAL	PRJ
Beginning Balances		\$1,741,109	\$1,406,041	\$877,907	\$863,180	\$1,209,827	\$1,527,458	\$1,527,458	\$1,527,458
O&M Revenue									
Interest Earning		\$0	-	-	-	-	\$0.0	\$0	-
State Aid for Disaster		\$0	\$0	71,169.0	-	14,375.5	\$0.0	\$0	-
Special Assessment		\$8,320	6,372.9	7,077.8	7,044.0	6,098.8	\$5,930.4	\$1,580	6,130.44
Line Extension/Permit Fees		\$2,005	1,245.0	1,255.0	1,375.0	1,770.7	\$1,500.0	\$0	1,500.00
Meter Sales And Install Fee		\$3,587	1,015.0	1,265.0	1,760.0	2,306.0	\$900.0	\$1,768	1,800.00
Other Revenue-Misc		\$36,752	31,816.7	70,065.2	9,508.7	59,932.9	\$40,215.9	\$12,005	44,092.98
Water Sales		\$2,532,939	2,342,070.5	2,534,895.3	3,182,493.6	3,124,135.3	\$3,369,474.3	\$665,721	3,514,901.89
Gain/Loss Capital Assets		\$0	-	-	-	-	\$0.0	\$0	-
CAFR Adjustments							\$0.0		
Total - O&M Revenue		\$2,583,603	2,382,520.1	2,685,727.3	3,202,181.3	3,208,619.2	\$3,418,021	\$681,073.8	\$3,568,425
O&M Expenditure									
System Maintenance Supplies & Contracts		\$69,839	224,834.3	107,601.4	58,720.2	57,150.5	\$159,900	\$274	\$158,996
Improvement Maintenance		\$1,205	2,308.1	0.1	2,720.0	439.5	\$0	\$0	\$0
Buildings And Improvements Maintenance							\$0	\$0	\$0
Equipment		\$8,665	-	681.8	-	-	\$8,000	\$0	\$8,000
Indirect Cost Recovery		\$21,800	24,786.0	17,652.0	16,081.0	8,952.0	\$12,019	\$0	\$12,000
Misc. Expense		\$59,502	93,546.1	55,917.4	54,865.9	93,505.4	\$70,497	\$1,807	70,500.00
Other Prof. & Spec. Svcs		\$4,363	23,225.0	861.1	1,195.2	7,730.7	\$30,000	\$0	\$30,000
State Permit/Fees		\$0	5,000.0	4,600.0	4,600.0	6,100.0	\$5,000	\$0	5,000
O&M Labor		\$333,910	406,019.4	442,390.2	389,844.8	347,586.7	\$532,800	\$73,213	\$503,456
Management And Admin Survey ISF		\$96,400	107,700.0	85,900.0	101,300.0	135,900.0	\$136,600	\$0	\$136,600
Engineering And Technical Surveys		\$0	-	-	-	-	\$15,000	\$0	\$15,000
Water Analysis		\$280	824.0	280.0	565.0	1,652.1	\$5,000	\$0	\$5,000
Cross Connection Fees		\$0	500.0	400.0	300.0	100.0	\$500	\$0	\$500
Water Purchases		\$2,134,260	1,858,489.3	1,599,864.5	2,077,838.9	2,116,530.4	\$2,363,767	\$341,645	2,287,978
Water System Power		\$3,710	254.4	2,834.2	3,953.4	3,724.7	\$4,000	(\$514)	\$4,000
Depreciation Expense		\$104,217	104,217.4	104,361.0	104,049.2	104,187.5	\$105,158	\$26,261	\$105,200
Contribution to other Funds		\$13,021	9,355.7	742.2	-	7,429.2	\$30,800	\$0	\$30,800
Meter Purchase		\$1,500	20,900.0	10,100.0	39,500.0	-	\$0	\$0	-
Conservation Program		\$0	-	-	-	-	\$0	\$0	-
Contingencies		\$0	-	\$0	-	-	\$0	\$0	\$0
CAFR Adjustment		\$66,000	\$28,694	\$266,269	\$0	-	\$0	\$0	
Total - O&M Expenditure		\$2,918,672	\$2,910,654	2,700,454.6	\$2,855,534	\$2,890,989	\$3,479,041	\$442,687	\$3,373,030
Result of Operation		(\$335,069)	(\$528,134)	(\$14,727)	\$346,648	\$317,631	(\$61,020)	\$238,387	\$195,396
Transfer to/fr Capital Reserve		\$0	\$0	\$0	\$0	\$0	\$0	\$0	\$0
Ending Balances		\$1,406,040.63	\$877,907.03	\$863,179.78	\$1,209,827.48	\$1,527,457.98	\$1,466,437.79	\$1,765,845.08	\$1,722,853.61
Minimum Balance									
25%	of O&M expenses	\$729,668	\$727,663	\$675,114	\$713,883	\$722,747	\$869,760	\$110,672	\$843,257
10%	of rate revenue	\$253,294	\$234,207	\$253,490	\$318,249	\$312,414	\$336,947	\$66,572	\$351,490

Acquisition&Replacement Fund		FY18	FY19	FY20		FY23 ADJ		FY23 YR-END	
		ACTUAL	ACTUAL	ACTUAL	FY21 ACTUAL	FY22 ACTUAL	BUDGET	FY23 ACTUAL	PRJ
Beginning Balances		\$1,381,147	\$1,529,629	\$1,700,099	\$1,598,871	\$1,238,915	\$1,200,462	\$1,200,462	\$1,200,462
Capital Sources of Funds									
Interest Earning		\$43,006	66,777.6	55,454.0	14,372.1	10,273.2	\$10,492	\$1	\$10,500
Capital Improvement Chrgs		\$1,260	1,475.0	900.0	540.0	540.0	\$1,300	\$695	1,300
Gain/Loss Capital Assets		\$0	-	-	-	-	\$0	\$0	-
Loan Proceeds		\$0	\$0	\$0	\$0	-	\$0	\$0	-
Depreciation Expense	CY Funded	\$104,217	\$104,217	\$104,361	\$104,049	104,187.5	\$105,158	\$26,261	\$105,200
Total - Capital Sources of Funds		\$148,483	\$172,470	\$160,715	\$118,961	\$115,001	\$116,950	\$26,957	\$117,000
Capital Uses of Funds									
Water System Improvement:									
System Improvement Maintenance		\$0	-	50.0	(0.0)	-	\$320,000	\$0	220,000
Reservoir Improvement		\$0	-	129,499.5	450,355.2	-	\$0	\$0	-
SCADA Improvement		\$0	-	-	-	-	\$0	\$0	-
General Improvement Maintenance		\$0	-	42,793.4	-	-	\$15,000	\$0	\$15,000
Total Water System Improvement		\$0	\$0	\$172,343	\$450,355	-	\$335,000	\$0	\$235,000
Water Construction Project:									
Connection bet. 2 Pressure Zone		\$0	-	-	-	-	\$0	-	\$0
1.74 MG Reservoir with piping within Zone 1924		\$0	2,000.0	89,600.0	28,562.3	153,453.5	\$731,134	8,300.0	\$731,134
HighPressurePipeline fr HaciendaRd to Dappelgray		\$0	-	-	-	-	\$0	\$0	\$0
Total Water Construction Project		\$0	\$2,000	\$89,600	\$28,562	\$153,454	\$731,134	8,300.0	\$731,134
Other Equipment							40,000.0	-	40,000.0
Total - Capital Uses of Funds		\$0	\$2,000	\$261,943	\$478,918	\$153,454	\$1,106,134	\$8,300	\$1,006,134
Net Capital Fund		\$148,483	\$170,470	(\$101,228)	(\$359,956)	(\$38,453)	(\$989,184)	\$18,657	(\$889,134)
Transfer to/fr O&M / Rate Stabilization Fund		\$0	\$0	\$0	\$0	\$0	\$0	\$0	\$0
Prior Year CAFR Adjustments				\$0	\$0	\$0			
Ending Fund Balance		\$1,529,629	\$1,700,099	\$1,598,871	\$1,238,915	\$1,200,462	\$211,279	\$1,219,120	\$311,329

WATERWORKS DISTRICT #17-BELL CANYON							
CURRENT PERIOD ACTIVITIES TO AP3 FY23 ENDING 9/30/2022							
		ACTUAL	Adopted Budget	Current	% of	Yr-End Projection	
	DESCRIPTION	FY 22	FY 23	Actual	Act/Adpt Bud	6/30/2023	COMMENTS
	EXPENDITURES						
1	System Maintenance Supplies & Contracts	57.2	126.3	0.3	0%	159.0	
2	General Maint Supplies	37.0	76.3	0.1	0%	112.9	
	PR #1 Sump Pump		10.0				
	Reservoir Sampling Ports		10.0				
3	CLA Valve Maintenance	0.0	0.0	0.0		7.0	
4	Pipe Materials	8.3	0.0	0.1		12.3	
5	Valve Replacement	0.0	0.0	0.0		0.0	
6	Ladder Fall Protection	0.0	0.0	0.0		0.0	
7	Reservoir 1 Recoat	11.8	0.0	0.0		0.0	
8	Adjust Valve Stacks	0.0	10.0	0.0	0%	5.0	
9	Utility Billing System Maintenance	0.0	0.0	0.0		6.8	
10	SCADA	0.1	0.0	0.0		5.0	SCADA Integrating & Troubleshooting
11	Emergency Repairs	0.0	20.0	0.0	0%	10.0	
12	Improvement Maintenance	0.4	0.0	0.0		0.0	
13	Equipment	0.0	8.0	0.0	0%	8.0	ami Zone Meter
14	Indirect Cost Recovery	9.0	12.0	0.0	0%	12.0	
15	Misc. Expense	93.5	70.5	1.8	3%	70.5	
16	Other Prof. & Spec. Svcs	7.7	30.0	0.0	0%	30.0	purchasing chgs, equipmental rental
17	Engineering And Technical Surveys	0.0	15.0	0.0	0%	15.0	
18	State Permit/Fees	6.1	5.0	0.0	0%	5.0	Reservoir Inspection, Pressure maps
19	O&M Labor	347.6	532.8	73.2	14%	503.46	
20	Management And Admin Survey ISF	135.9	136.6	0.0	0%	136.6	CCR's; GS Atlas Maps
21	Water Analysis	1.7	5.0	0.0	0%	5.0	Dept. of Health & Safety fees
22	Cross Connection Fees	0.1	0.5	0.0	0%	0.5	
23	Water Purchases	2,116.5	2,363.8	341.6	14%	2,288.0	
24	Water System Power	3.7	4.0	(0.5)	-13%	4.0	
25	Depreciation Expense	104.2	105.2	26.3	25%	105.2	
26	Contribution to other Funds	7.4	30.8	0.0	0%	30.8	
27	Meter Purchase	0.0	0.0	0.0		0.0	
28	Conservation Program	0.0	0.0	0.0		0.0	
29	Contingencies	0.0	0.0	0.0		0.0	
30	TOTAL EXPENDITURES	2,891.0	3,445.4	442.7		3,373.0	
31	REVENUES						
32	Interest Earning	0.0	0.0	0.0		0.0	
32	State Aid for Disaster	14.4	0.0	0.0		0.0	Covid Federal Aid
33	Special Assessment	6.1	5.9	1.6	27%	6.1	
34	Line Extension/Permit Fees	1.8	1.5	0.0	0%	1.5	
35	Meter Sales And Install Fee	2.3	0.9	1.8	196%	1.8	
36	Other Revenue-Misc	59.9	40.2	12.0	30%	44.1	
37	Water Sales	3,124.1	3,369.5	665.7	20%	3,514.9	
39	TOTAL REVENUES	3,208.6	3,418.0	681.1		3,568.4	
40	RESULT OF OPERATION	317.6	(27.4)	238.4		195.4	
41	O&M Fund Balance Reserve:						
42	Beginning Fund Balance	1,209.83	\$1,527.46	\$1,527.46		\$1,527.46	
43	CAFR Adjustments/FY212312-Purchases	-		\$0.00		\$0.00	CityOfSimiValley-AccruedPurchases
44	Net of Operation	317.63	(27.42)	238.39		195.40	
45	O&M Fund Balance Reserve:	1,527.46	\$1,500.04	\$1,765.85		\$1,722.86	
46	Required O&M Fund Reserve: 25% of Exp.	\$722.75	\$861.36	\$110.67		\$843.26	
46	O&M FBR vs Required Reserve	ok	ok	ok		ok	

WATERWORKS DISTRICT #17-BELL CANYON									
CURRENT PERIOD ACTIVITIES TO AP3 FY23 ENDING 9/30/202									
	A	B		C	D	E	F	H	I
	ACTUAL	ADOPTED BUDGET	ADJUSTED BUDGET	CURRENT PERIOD FY 23			% of	Yr-End Projection	CURRENT PERIOD
DESCRIPTION	FY 22	FY 23	FY 23	EXP/REV	ENC	TOTAL	Act/Bud	6/30/2023	COMMENTS
1 NON CAPITALIZED EXPENDITURES:									
2 General Improvement Maintenance	0.0	15.0	15.0	0.0	0.0	0.0	0.0%	15.0	Reservoir & Facilities Security/Fencing
5 Sub-Total Non Capitalized Expenditures	0.0	15.0	15.0	0.0	0.0	0.0		15.0	
6 WATER SYSTEM IMPROVEMENT:									
7 General System Improvements	0.0	200.0	200.0	0.0	0.0	0.0	0.0%	100.0	
9 Resv. No. 2 - Floor Repair, Re-Line, & Coat 2MG tank	0.0	0.0	0.0	0.0	0.0	0.0		0.0	
System Improvement Maintenance		120.0	120.0	0.0	0.0	0.0	0.0%	120.0	
SCADA "Hop" Tower		0.0	0.0	0.0	0.0	0.0		0.0	
10 Sub-Total Water System Improvement	0.0	320.0	200.0	0.0	0.0	0.0		220.0	
11 WATER CONSTRUCTION PROJECT									
12 1.74 MG Reservoir with piping within Zone 1924	153.5	500.0	731.1	8.3	231.1	239.4	1.1%	731.1	
Other Equipment	0.0	40.0	40.0	0.0	0.0	0.0	0.0%	40.0	
14 Sub-Total Water Water Construcrtion Project	153.5	540.0	771.1	8.3	231.1	239.4	44.3%	771.1	
15 Total Expenditures	153.5	875.0	986.1	8.3	231.1	239.4		1,006.1	
16 REVENUES									
17 Interest Earning	10.3	10.5	10.5	0.0	0.0	0.0	0.0%	10.5	
18 Capital Improvement Chrgs	0.5	1.3	1.3	0.7	0.0	0.7	53.5%	1.3	
Loan Proceeds	0.0	0.0	0.0	0.0	0.0	0.0		0.0	
19 Total Revenues	10.8	11.8	11.8	0.7	0.0	0.7	5.9%	11.8	
20 Net Capital Fund	(142.7)	(863.2)	(974.3)	(7.6)	(231.1)	(238.7)		(994.3)	
21 Beginning Capital Fund Balance	1,238.8	1,200.5	1,200.5	1,200.5		1,200.5		1,200.5	
22									
23 Depreciation Expense	104.2	105.2	105.2	26.3		26.3		105.2	
24 Ending Capital Fund Balance Reserve	1,200.5	442.5	331.4	1,219.2		988.1		311.4	
25									
26									
27 SUMMARY OF CAPITAL FUND BALANCE				Capital	Funded	Total			
28				Acq Fund	Depr Fund	Cap Fund			
29				46.1	1,154.4	1,200.5			
30				11.8	105.2	117.0			
31				(235.0)	(771.1)	(1,006.1)			
32				(177.1)	488.5	311.4			

4. DISTRICT STAFF REPORT

- B. CAPITAL PROJECTS – The Capital Project Status Report provides regular reporting on the status of active capital projects within the District.

November 2022

ACTIVE CAPITAL PROJECTS REPORT - WATER AND SANITATION DEPARTMENT

Project Name	Project Manager	Phase	Phase % Complete	Proposed Funding	Remarks
Bell Canyon Reservoir No. 3	H. Arredondo	Design	15	Capital Funds	AECOM developing design basis technical memo. RES working to acquire entry permits from land holders. Padre completed biological survey. Geotech performing desktop portion of design report.
Bell Canyon Creek Crossing Pipeline Replacement	H. Arredondo	Planning	15	Capital Funds	Land survey complete. Remaining scope on HOLD pending design outcome of Reservoir 3.

4. DISTRICT STAFF REPORT

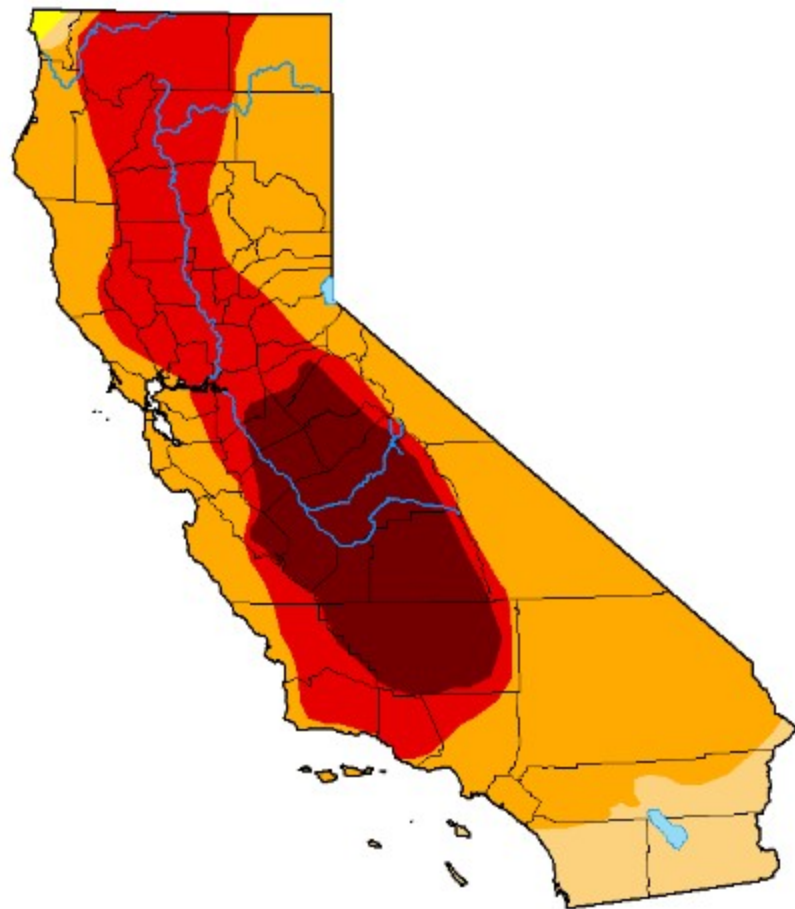
- C. WATER QUALITY REPORT – A report regarding water quality complaints, if any, received by the District since the previous CAC meeting and how these complaints were resolved.

- D. WATER SUPPLY CONDITIONS – An update on water supply conditions within the District, Southern California, and throughout the State.

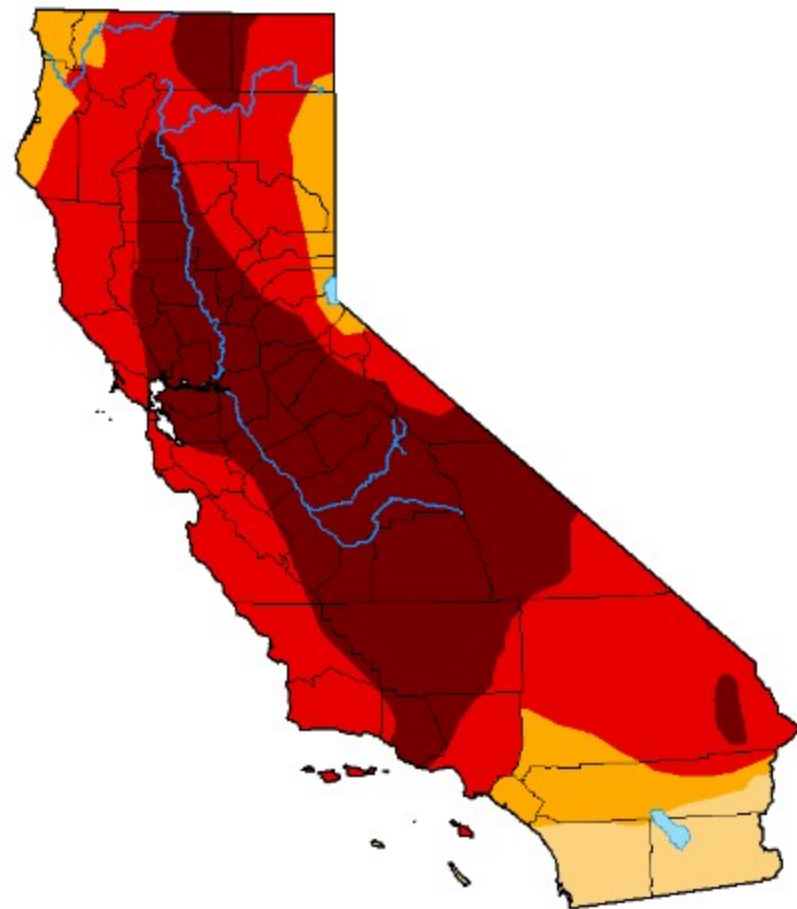
Drought Classification

- None
- D0 (Abnormally Dry)
- D1 (Moderate Drought)
- D2 (Severe Drought)

- D3 (Extreme Drought)
- D4 (Exceptional Drought)
- No Data



< November 1, 2022 >



< November 2, 2021 >

Midnight: 06-Nov-2022

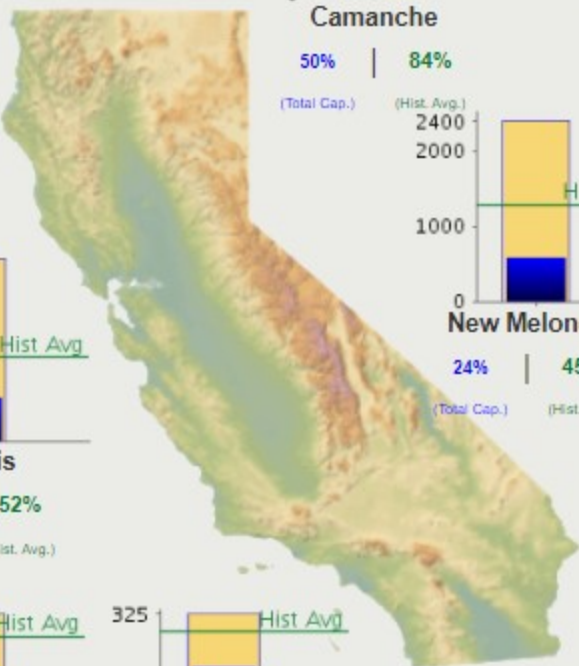
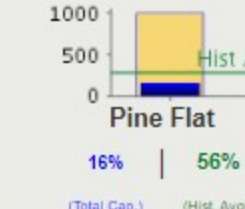
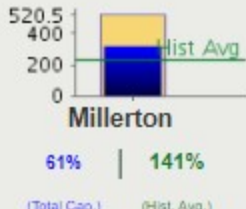
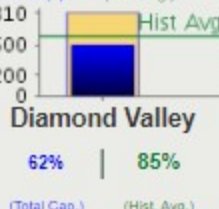
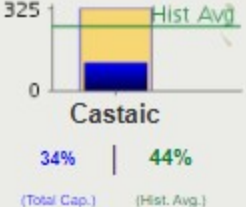
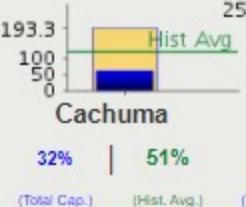
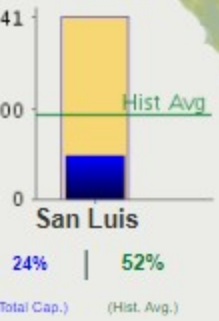
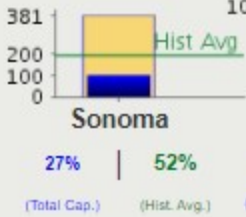
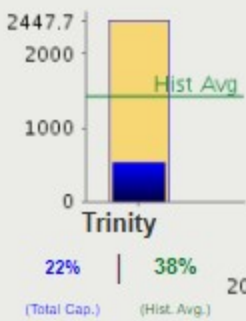
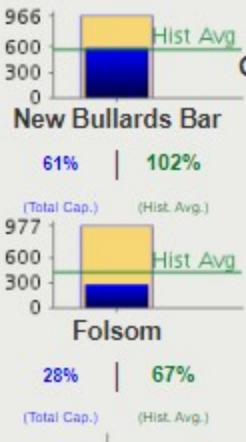
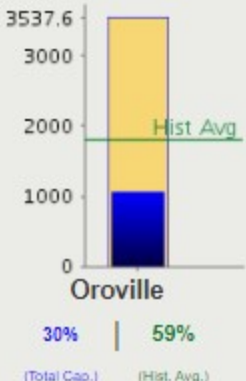
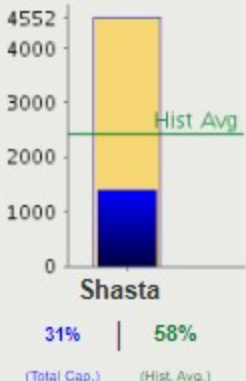
Change Date: 06-Nov-2022

LEGEND

Blue Bar: Storage level for date
Gold Bar: Total reservoir capacity
Green Line: Historical level for date.

Capacity (TAF) | Historical Avg Mark

% of Capacity | % Hist. Avg.
 (Click res. 3 char. code for details)



[Click for printable version of current data.](#)

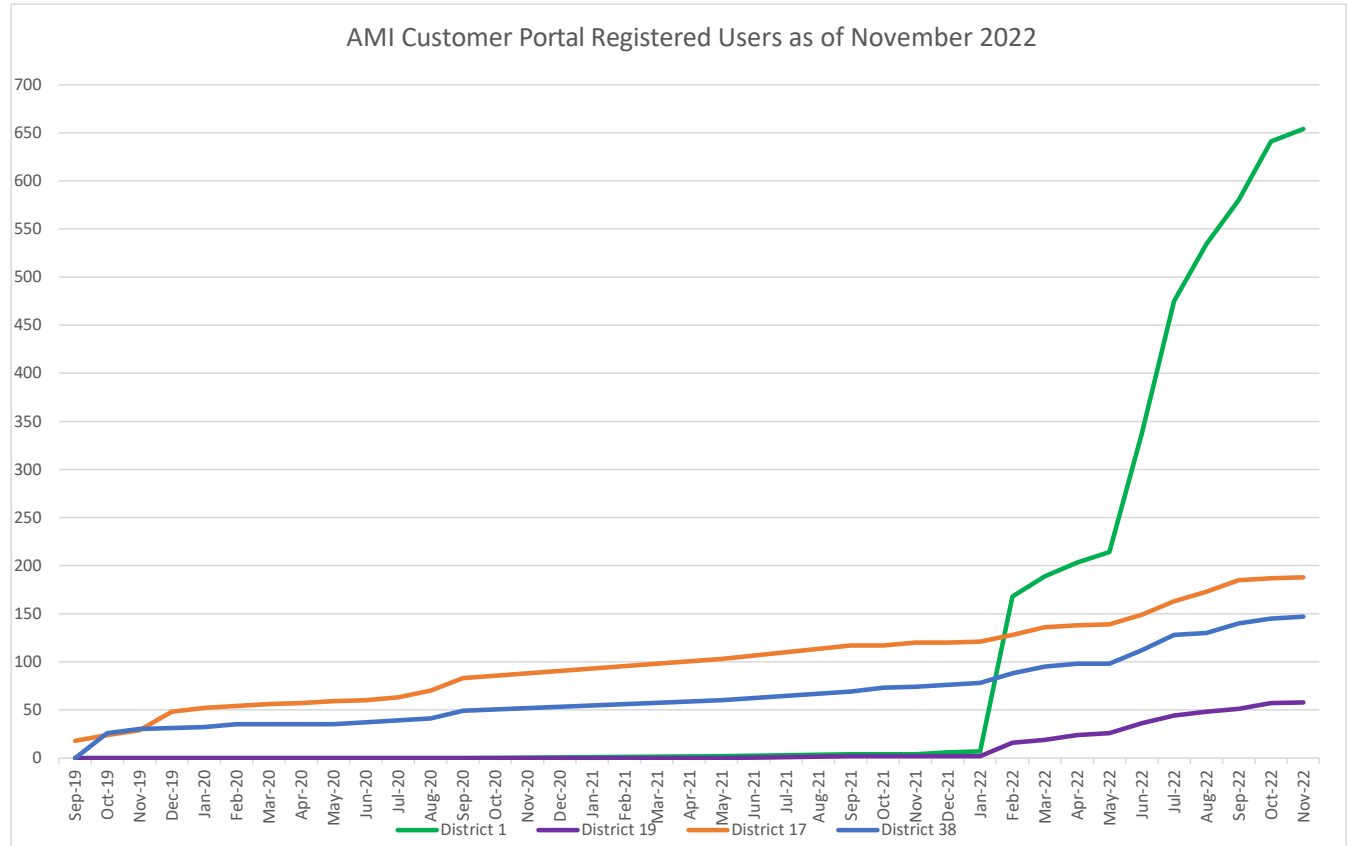
Report Generated: 07-Nov-2022 8:32 AM

The CSI link has been disabled to zoom in, for the lack of historical data.

4. DISTRICT STAFF REPORT

- E. CALLEGUAS MUNICIPAL WATER DISTRICT / METROPOLITAN WATER DISTRICT OF SOUTHERN CALIFORNIA UPDATE – An update on decisions and rulings by these agencies which may impact the District.
- F. UPDATE ON AVENUES OF PUBLIC OUTREACH – How the District is reaching out to its customers concerning water conservation.
- G. BOARD LETTER TRACKER - UPDATE ON VENTURA COUNTY BOARD OF SUPERVISORS AGENDA ITEMS RELATED TO THE DISTRICT – A status report on what items District staff has recently presented, or may be presented, before the Ventura County Board of Supervisors.
- H. UPDATE ON ADVANCED METERING INFRASTRUCTURE (AMI) IMPLEMENTATION – The AMI project is an integrated system of smart meters, communications networks, and data management systems that enables two-way communication between utilities and customers which is being implement within the District.

Month	District 1	District 19	District 17	District 38
Sep-19	0	0	18	0
Oct-19	0	0	24	26
Nov-19	0	0	29	30
Dec-19	0	0	48	31
Jan-20	0	0	52	32
Feb-20	0	0	54	35
Mar-20	0	0	56	35
Apr-20	0	0	57	35
May-20	0	0	59	35
Jun-20	0	0	60	37
Jul-20	0	0	63	39
Aug-20	0	0	70	41
Sep-20	0	0	83	49
May-21	2	0	103	60
Sep-21	4	2	117	69
Oct-21	4	2	117	73
Nov-21	4	2	120	74
Dec-21	6	2	120	76
Jan-22	7	2	121	78
Feb-22	168	16	128	88
Mar-22	189	19	136	95
Apr-22	203	24	138	98
May-22	214	26	139	98
Jun-22	337	36	149	112
Jul-22	475	44	163	128
Aug-22	534	48	173	130
Sep-22	580	51	185	140
Oct-22	641	57	187	145
Nov-22	654	58	188	147



5. DIRECTOR'S INFORMATIONAL ITEMS -

Provides the opportunity for the Director to present items that are not within the subject matter of the District's Staff Report.

- HOA / Equestrian Center Water Usage

Created Date/Time: 11/1/2022 8:10:19 AM
 Customer Number: 100996
 Account Number: 22161
 Service Address: 30 HACKAMORE LN SUITE 8
 Mailing Address:
 BELL CANYON ASSN INC
 30 HACKAMORE LN SUITE 8
 BELL CANYON CA 91307-1000

46.23

Service	Read Date	Meter	Read Type	Read Status	Previous Reading	Current Reading	Days	Consumption	Unit Of Measure	Average
Water	10/18/2022	84627565	Water	Actual Read	1196.0000	1240.0000	28	44.0000	HCF	1.57
Water	9/20/2022	84627565	Water	Actual Read	1145.0000	1196.0000	35	51.0000	HCF	1.46
Water	8/16/2022	84627565	Water	Actual Read	1101.0000	1145.0000	28	44.0000	HCF	1.57
Water	7/19/2022	84627565	Water	Actual Read	1017.0000	1101.0000	35	84.0000	HCF	2.40
Water	6/14/2022	84627565	Water	Actual Read	977.0000	1017.0000	28	40.0000	HCF	1.43
Water	5/17/2022	84627565	Water	Actual Read	940.0000	977.0000	28	37.0000	HCF	1.32
Water	4/19/2022	84627565	Water	Actual Read	907.0000	940.0000	35	33.0000	HCF	0.94
Water	3/15/2022	84627565	Water	Actual Read	882.0000	907.0000	28	25.0000	HCF	0.89
Water	2/15/2022	84627565	Water	Actual Read	856.0000	882.0000	28	26.0000	HCF	0.93
Water	1/18/2022	84627565	Water	Actual Read	836.0000	856.0000	35	20.0000	HCF	0.57
Water	12/14/2021	84627565	Water	Actual Read	812.0000	836.0000	28	24.0000	HCF	0.86
Water	11/16/2021	84627565	Water	Actual Read	755.0000	812.0000	28	57.0000	HCF	2.04
Water	10/19/2021	84627565	Water	Actual Read	664.0000	755.0000	35	91.0000	HCF	2.60
Water	9/14/2021	84627565	Water	Actual Read	602.0000	664.0000	28	62.0000	HCF	2.21
Water	8/17/2021	84627565	Water	Actual Read	563.0000	602.0000	28	39.0000	HCF	1.39
Water	7/20/2021	84627565	Water	Actual Read	503.0000	563.0000	35	60.0000	HCF	1.71
Water	6/15/2021	84627565	Water	Actual Read	459.0000	503.0000	28	44.0000	HCF	1.57
Water	5/18/2021	84627565	Water	Actual Read	408.0000	459.0000	28	51.0000	HCF	1.82
Water	4/20/2021	84627565	Water	Actual Read	349.0000	408.0000	35	59.0000	HCF	1.69
Water	3/16/2021	84627565	Water	Actual Read	303.0000	349.0000	28	46.0000	HCF	1.64
Water	2/16/2021	84627565	Water	Actual Read	273.0000	303.0000	28	30.0000	HCF	1.07
Water	1/19/2021	84627565	Water	Actual Read	228.0000	273.0000	35	45.0000	HCF	1.29
Water	12/15/2020	84627565	Water	Actual Read	187.0000	228.0000	28	41.0000	HCF	1.46
Water	11/17/2020	84627565	Water	Actual Read	143.0000	187.0000	28	44.0000	HCF	1.57
Water	10/20/2020	84627565	Water	Actual Read	76.0000	143.0000	35	67.0000	HCF	1.91
Water	9/15/2020	84627565	Water	Actual Read	38.0000	76.0000	28	38.0000	HCF	1.36

Created Date/Time: 11/1/2022 8:01:45 AM
 Customer Number: 100997
 Account Number: 14612
 Service Address: 29 BAYMARE RD
 Mailing Address:
 BELL CYN EQUESTRIAN CTR
 30 HACKAMORE LN SUITE 8
 BELL CANYON CA 91307

228.58

Service	Read Date	Meter	Read Type	Previous Reading	Current Reading	Days	Consumption	Unit Of Measure	Average
Water	10/18/2022	91238574	Water	1584.0000	1815.0000	28	231.0000	HCF	8.25
Water	9/20/2022	91238574	Water	1243.0000	1584.0000	35	341.0000	HCF	9.74
Water	8/16/2022	91238574	Water	1007.0000	1243.0000	28	236.0000	HCF	8.43
Water	7/19/2022	91238574	Water	732.0000	1007.0000	35	275.0000	HCF	7.86
Water	6/14/2022	91238574	Water	508.0000	732.0000	28	224.0000	HCF	8.00
Water	5/17/2022	91238574	Water	280.0000	508.0000	28	228.0000	HCF	8.14
Water	4/19/2022	91238574	Water	90.0000	280.0000	35	190.0000	HCF	5.43
Water	3/15/2022	91238574	Water	0.0000	90.0000	13	90.0000	HCF	6.92
Water	3/2/2022	75838741	Water	25782.0000	25885.0000	15	103.0000	HCF	6.87
Water	2/15/2022	75838741	Water	25615.0000	25782.0000	28	167.0000	HCF	5.96
Water	1/18/2022	75838741	Water	25544.0000	25615.0000	35	71.0000	HCF	2.03
Water	12/14/2021	75838741	Water	25414.0000	25544.0000	28	130.0000	HCF	4.64
Water	11/16/2021	75838741	Water	25248.0000	25414.0000	28	166.0000	HCF	5.93
Water	10/19/2021	75838741	Water	24943.0000	25248.0000	35	305.0000	HCF	8.71
Water	9/14/2021	75838741	Water	24610.0000	24943.0000	28	333.0000	HCF	11.89
Water	8/17/2021	75838741	Water	24260.0000	24610.0000	28	350.0000	HCF	12.50
Water	7/20/2021	75838741	Water	23846.0000	24260.0000	35	414.0000	HCF	11.83
Water	6/15/2021	75838741	Water	23555.0000	23846.0000	28	291.0000	HCF	10.39
Water	5/18/2021	75838741	Water	23294.0000	23555.0000	28	261.0000	HCF	9.32
Water	4/20/2021	75838741	Water	23006.0000	23294.0000	35	288.0000	HCF	8.23
Water	3/16/2021	75838741	Water	22794.0000	23006.0000	28	212.0000	HCF	7.57
Water	2/16/2021	75838741	Water	22667.0000	22794.0000	28	127.0000	HCF	4.54
Water	1/19/2021	75838741	Water	22458.0000	22667.0000	35	209.0000	HCF	5.97
Water	12/15/2020	75838741	Water	22280.0000	22458.0000	28	178.0000	HCF	6.36
Water	11/17/2020	75838741	Water	22089.0000	22280.0000	28	191.0000	HCF	6.82
Water	10/20/2020	75838741	Water	21757.0000	22089.0000	35	332.0000	HCF	9.49

5. DIRECTOR'S INFORMATIONAL ITEMS -

Provides the opportunity for the Director to present items that are not within the subject matter of the District's Staff Report.

- Water Rates Presentation



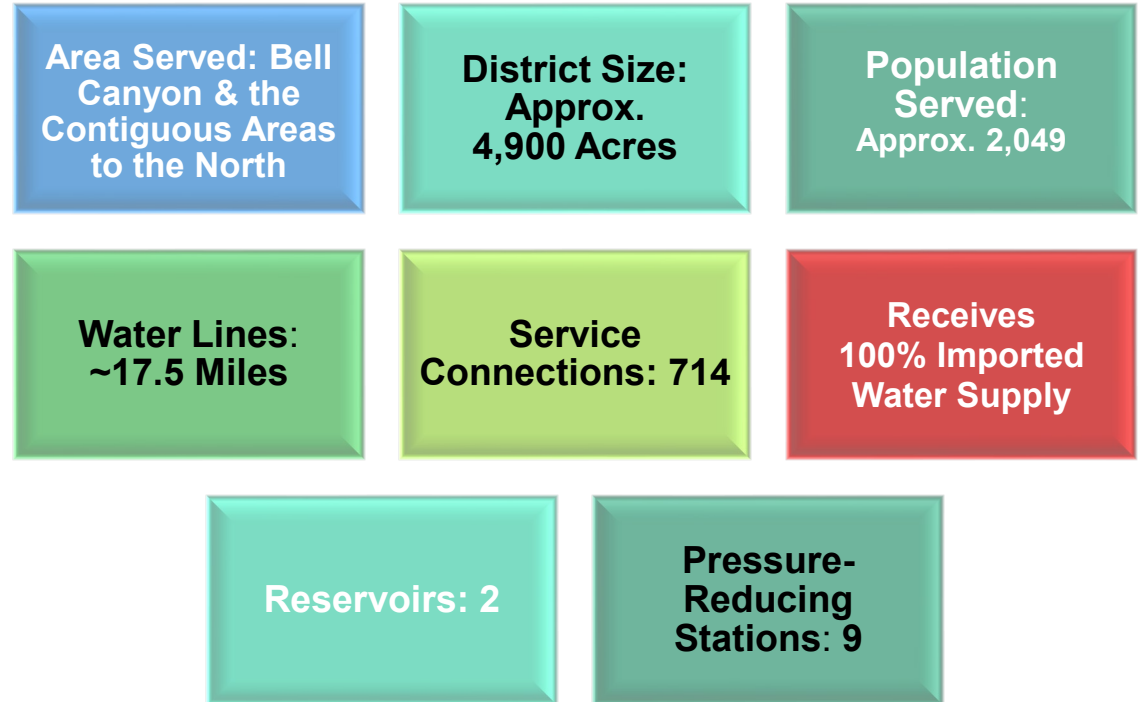
Ventura County Waterworks District No.17

Proposed Water Rate Adjustments for Calendar Year 2022

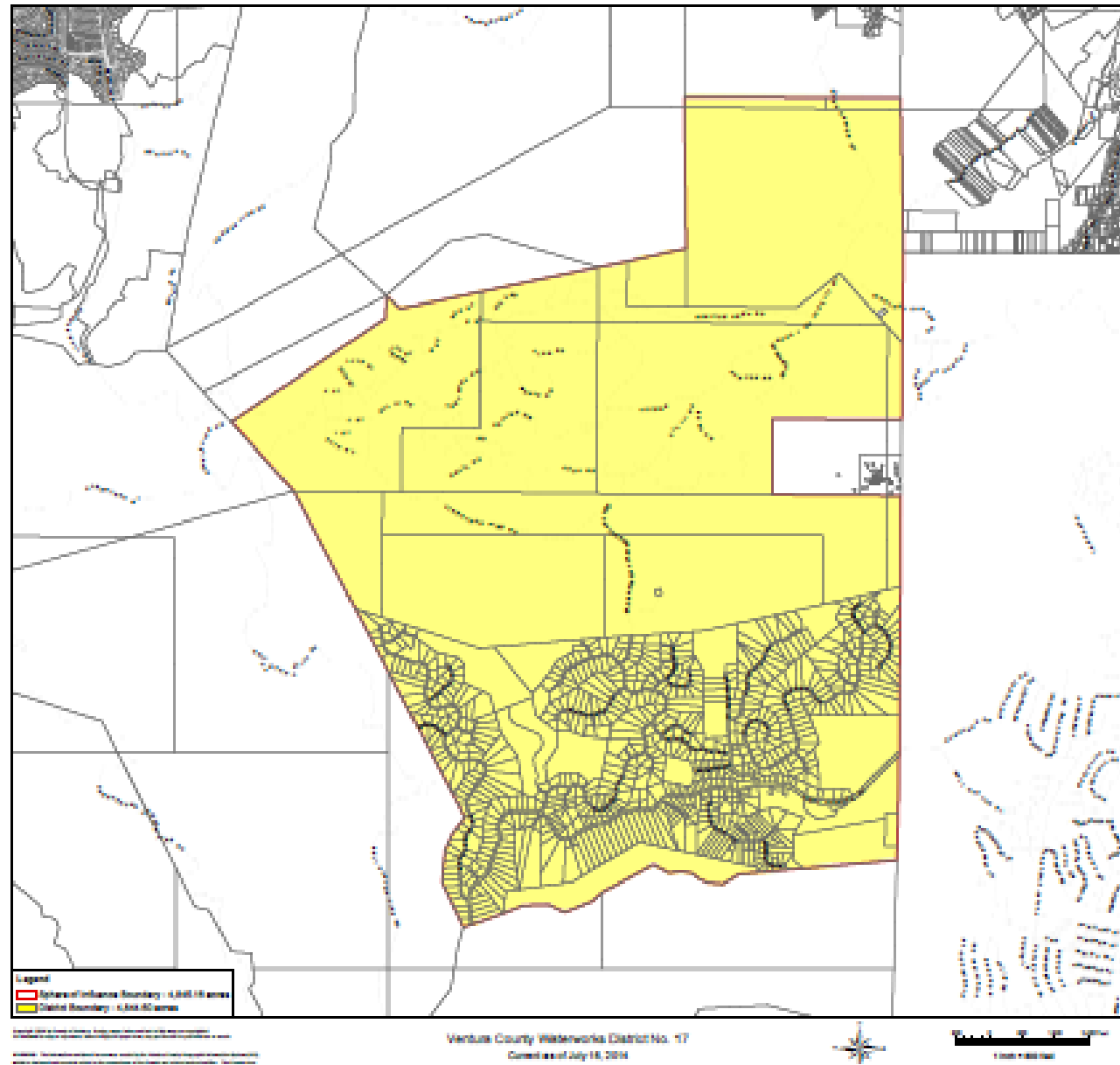
Joseph C. Pope, P.E
Director, Water and Sanitation
County of Ventura Public Works Agency
November 15, 2022

PUBLIC **VENTURA COUNTY** **WORKS** **Ventura County** **Waterworks District No. 17 (Bell Canyon)**

- Formed on April 11, 1977
- The Ventura County Board of Supervisors (BOS) is the Board of Directors for District 17.
- The Citizens' Advisory Committee reviews all policy, budget, and water rate recommendations before they are recommended to the BOS.



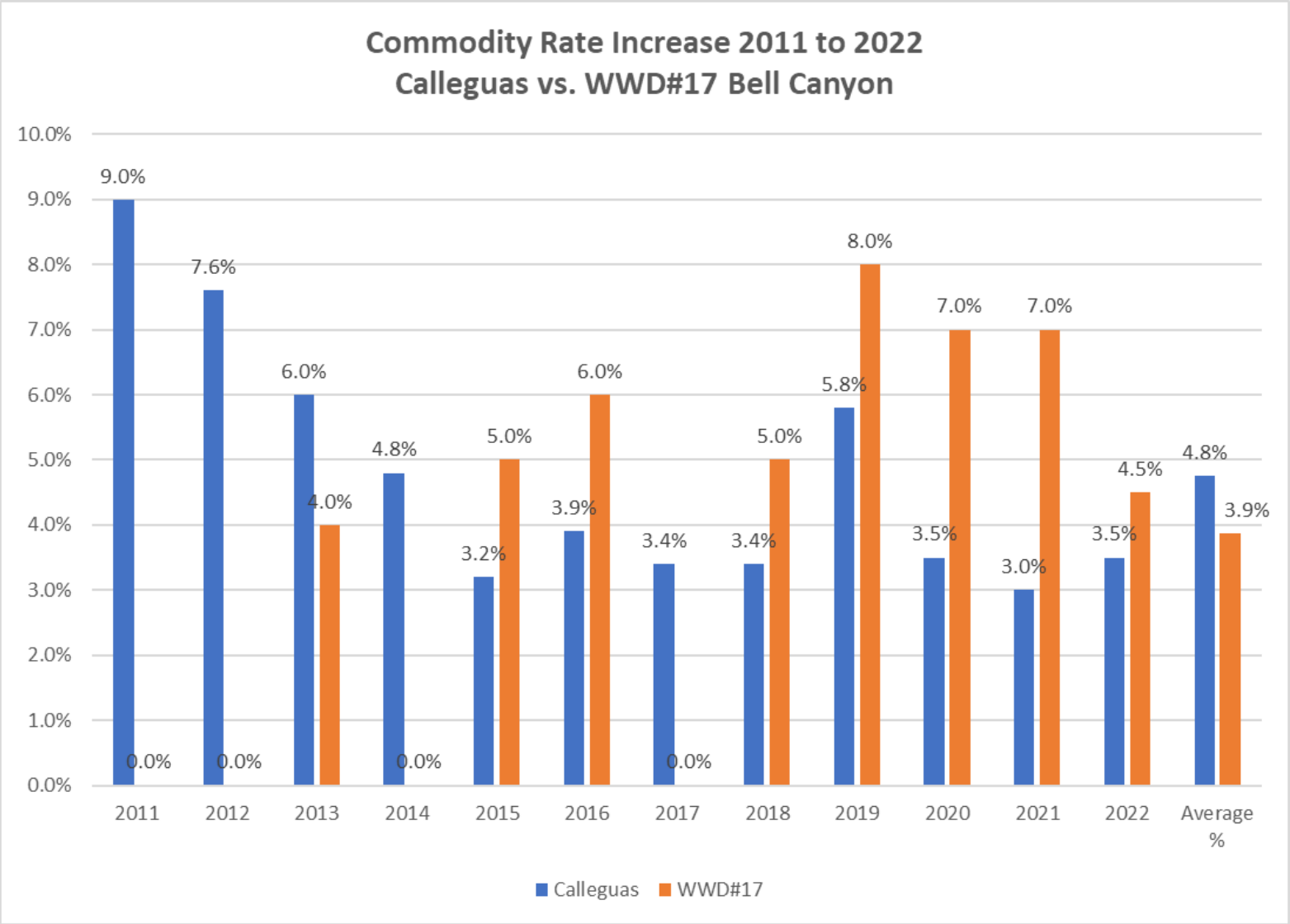
Ventura County Waterworks District No. 17 (Bell Canyon) Service Area



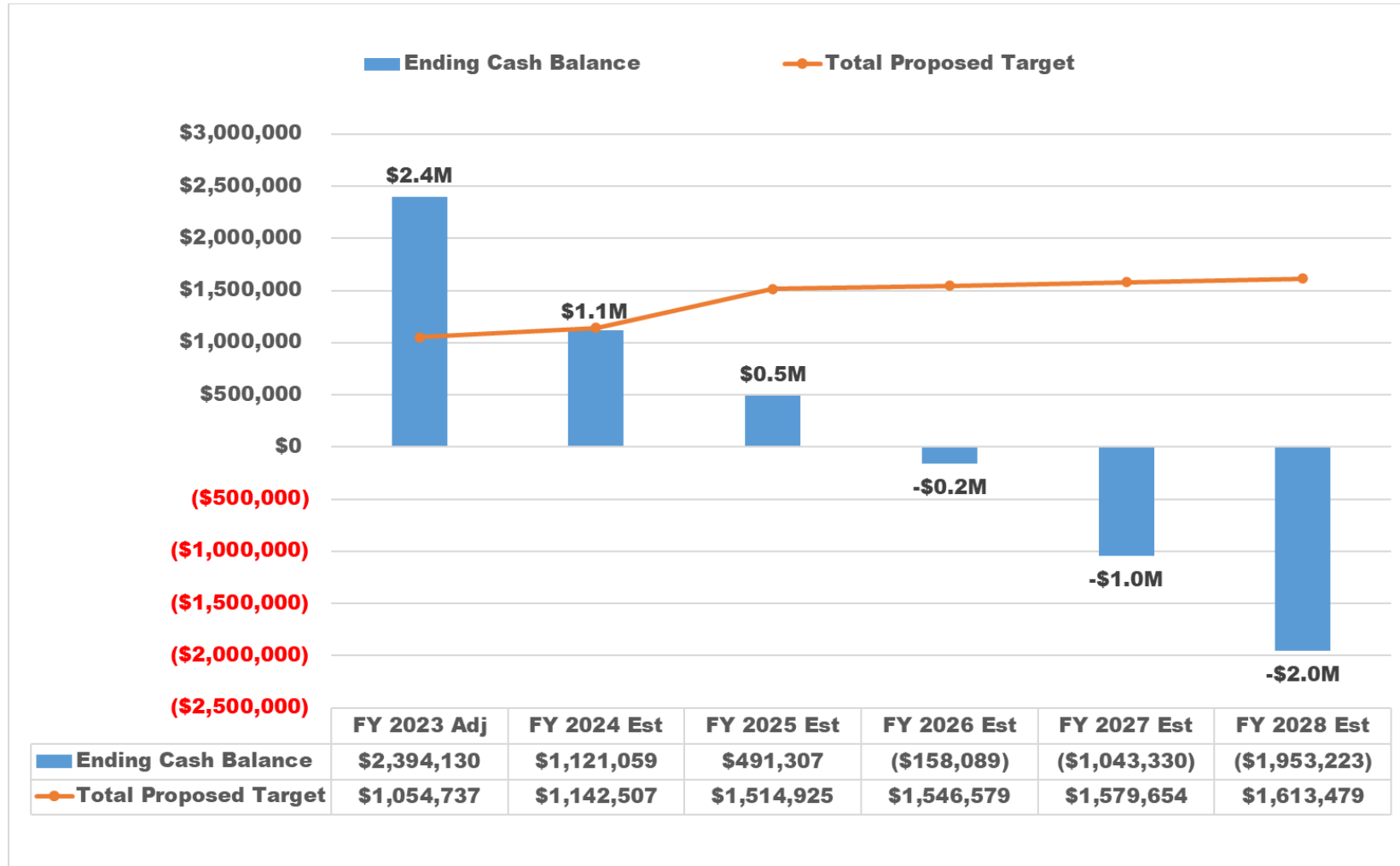
Rate Model Assumptions for 2023

- Calleguas Municipal Water District Approved Rate increase of 4.5% for 2023
- Assumes water use reduction of 30% through FY 2024
- Assumed inflationary increases used for rate analysis:
 - Labor 3.5%, Electricity 4%, and materials 3%
- 1.5 MG Reservoir and Saddlebow Pipeline projects will be financed by 0% interest State Revolving Fund Loan with 30% Principal forgiveness
- Repair and Recoating of Reservoir #1 Planned for FY 2024 (funded from reserves)
- **PROPOSED Rate increase is 6% for commodity and fixed charges for 2023**

Calleguas vs. WWD#17 Historic Rate Increases 2011-2022

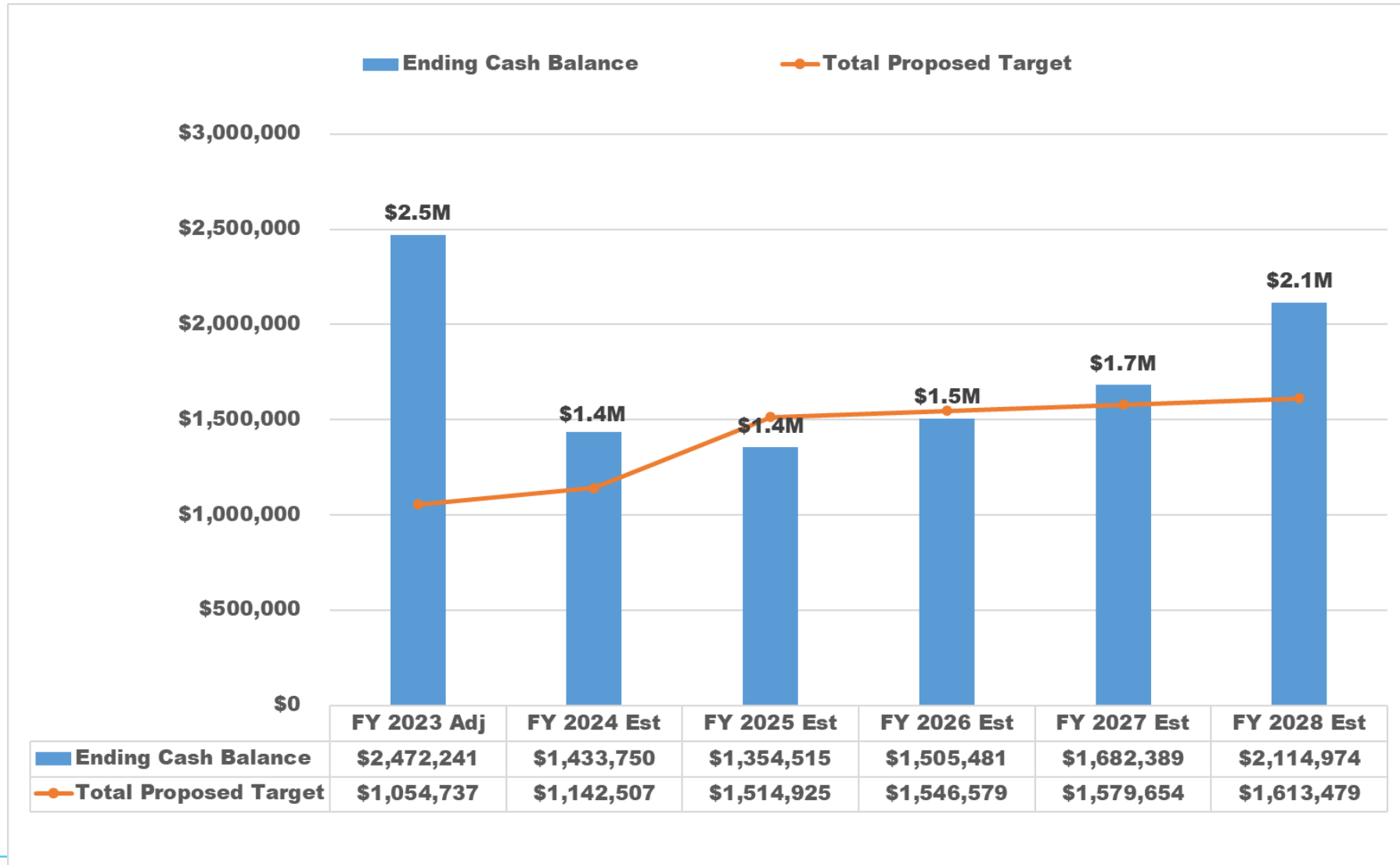


Cash Reserves Forecast With No Rate Increases



Cash Reserves go negative due to operating losses and future debt service

Cash Reserve Forecast With Recommended 6% Rate Increase



Bell Canyon Water Services

Proposed Rate Increase Recommendation

- **6% Commodity rate adjustment**

Commodity Rates for Residential Customers			
Tier	Proposed Monthly Use (HCF)	Current 2022	Proposed 2023
1	0 - 10	\$5.24	\$5.56
2	>10 – 54	\$6.21	\$6.59
3	> 54	\$7.79	\$8.26

Note: Rates per 100 Cubic Feet of Water (HCF)=748 Gallons

Commodity Rates for Other Customer Classes		
Customer Class	Current 2022	Proposed 2023
Commercial	\$6.34	\$6.73
Industrial	\$6.34	\$6.73
Institutional	\$6.34	\$6.73
Temporary Construction	\$6.53	\$6.93

Ventura County Waterworks District No. 17
Bell Canyon Water Services
Proposed Meter Charge Recommendation

- 6% Fixed meter charge increase

Monthly Meter Charges		
Meter Size	Current 2022	Proposed 2023
3/4-inch	\$23.09	\$24.48
1-inch	\$33.21	\$35.21
1 1/2-inch	\$58.52	\$62.04
2-inch	\$88.89	\$94.23
3-inch	\$185.06	\$196.17
4-inch	\$326.76	\$346.37
6-inch	\$665.85	\$705.81
Monthly Fireline Charges		
Meter Size	Current 2022	Proposed 2023
6-inch	\$42.55	\$45.11

Note: Water used through private fire services will be charged at the temporary construction water rate

Proposed Water Rate Increases Impact on Residential Customers

Meter / Service	Usage Hundred Cubic Feet (HCF)	2021 Bill	2022 Bill	% Increase
1" Residential	50	\$323.66	\$343.08	6%



Calculators are available on our website: <http://pwa.vcpublicworks.org/wsd/ratesandcharges/>

ACTION ITEMS for Citizens Advisory Committee

- APPROVE Staff's Recommended Rate increase is 6% for commodity and fixed charges for 2023

5. DIRECTOR'S INFORMATIONAL ITEMS -

Provides the opportunity for the Director to present items that are not within the subject matter of the District's Staff Report.

- Quarterly O&M Update



District 17 O&M Updates

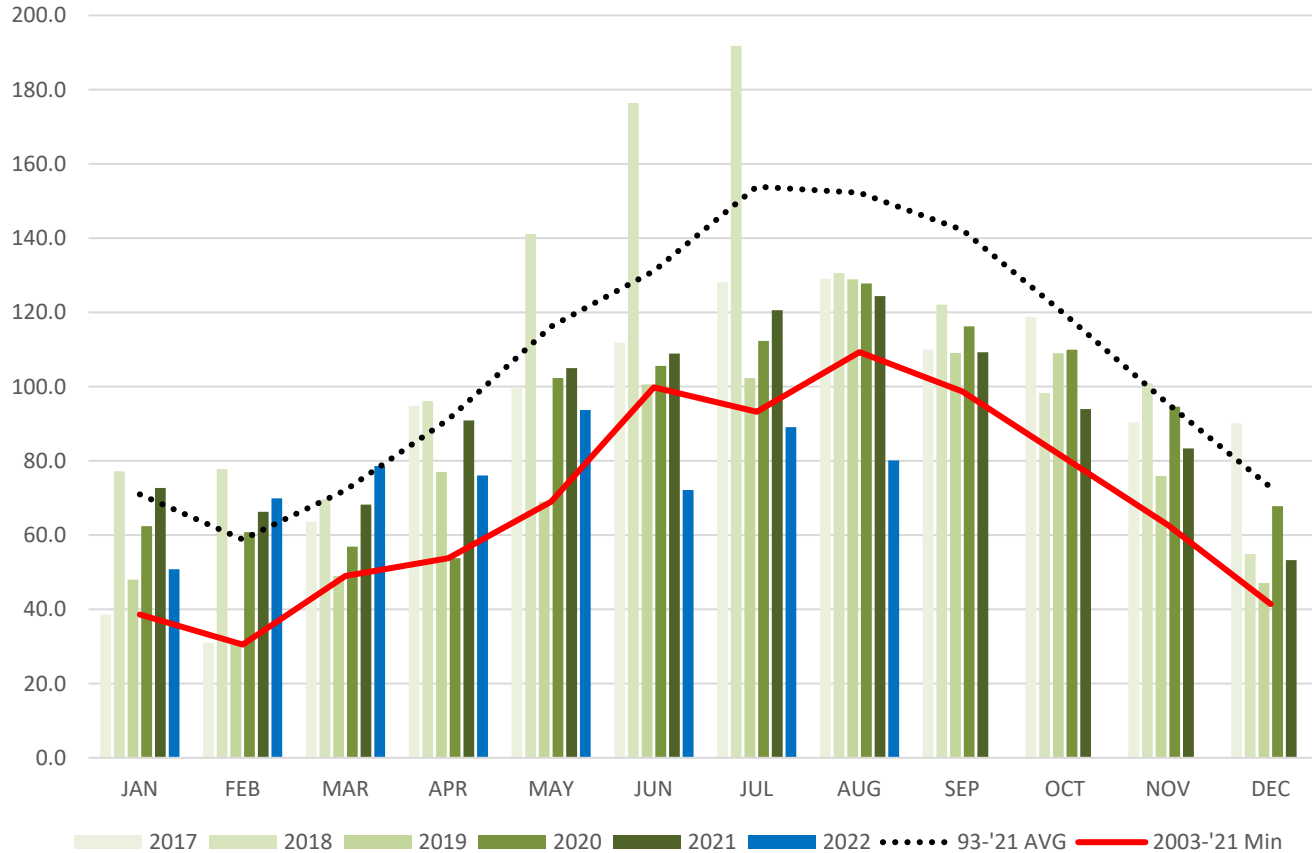
FY 2023 – First Quarter (July 1, 2022 – Sept. 30, 2022)

Operations & Maintenance – Distribution/Service Repairs

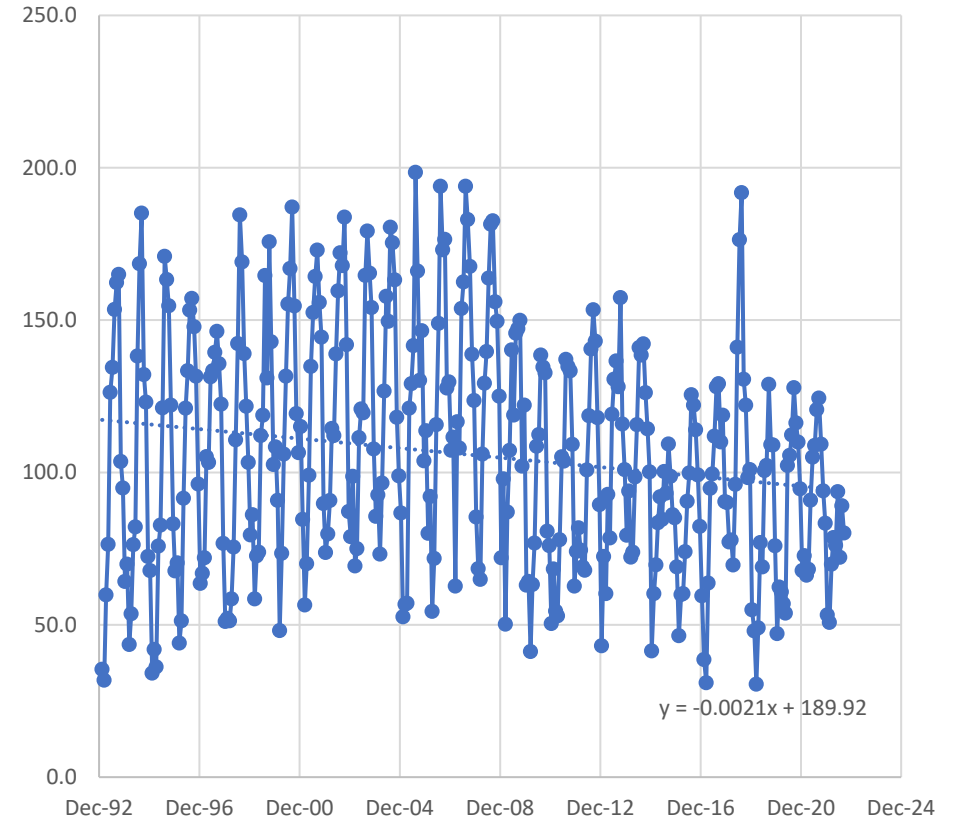
- ▶ 0 Main line and service line leaks
- ▶ Repaired leaking fire hydrant on Buckskin
- ▶ Repaired Air-vac at Boeing Property
- ▶ Repaired hit fire hydrant on Bell Canyon near Zanja
- ▶ Landscaping near Flintlock PRS; several dead trees removed and replaced with drought tolerant bush

Operations & Maintenance – Source Water

District 17 Monthly Demand (AF)

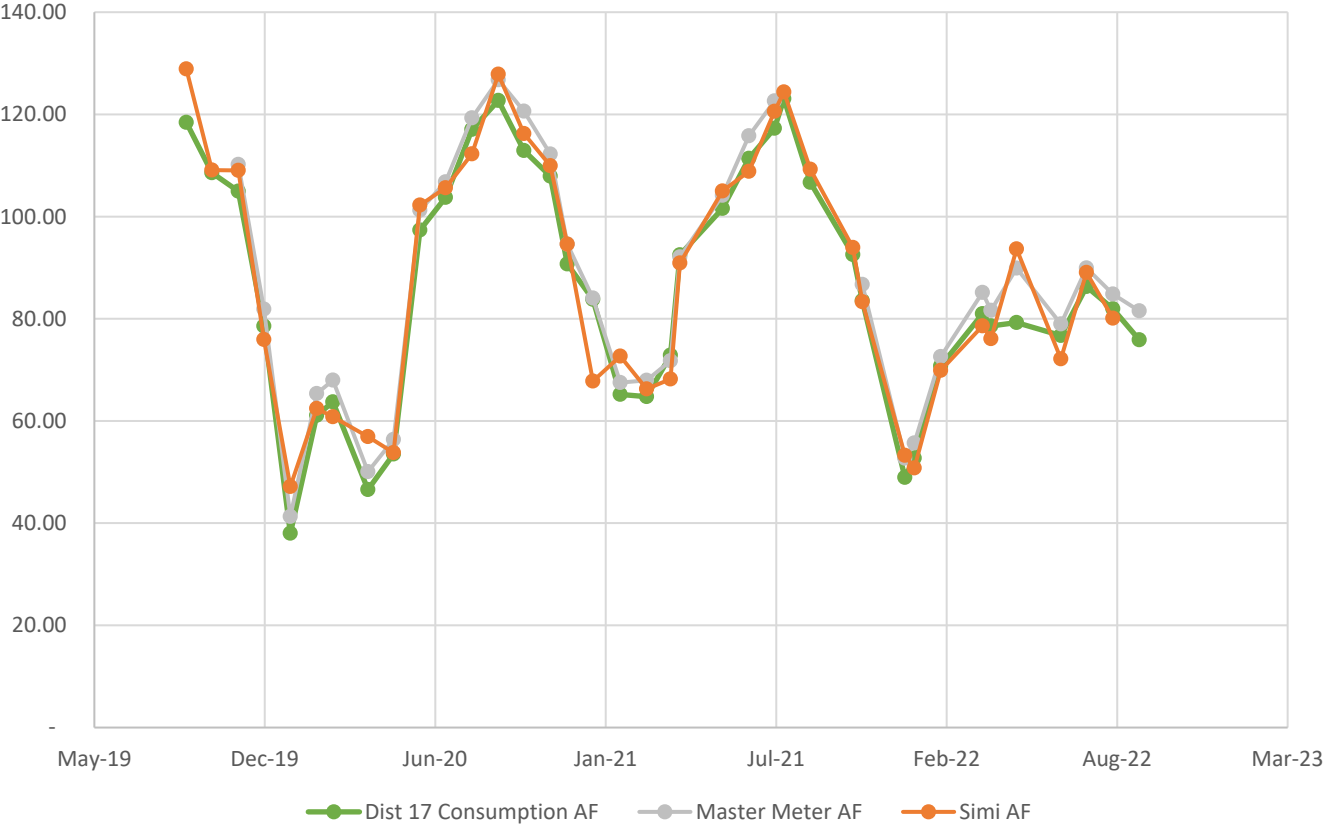


Simi Water Production (AF)

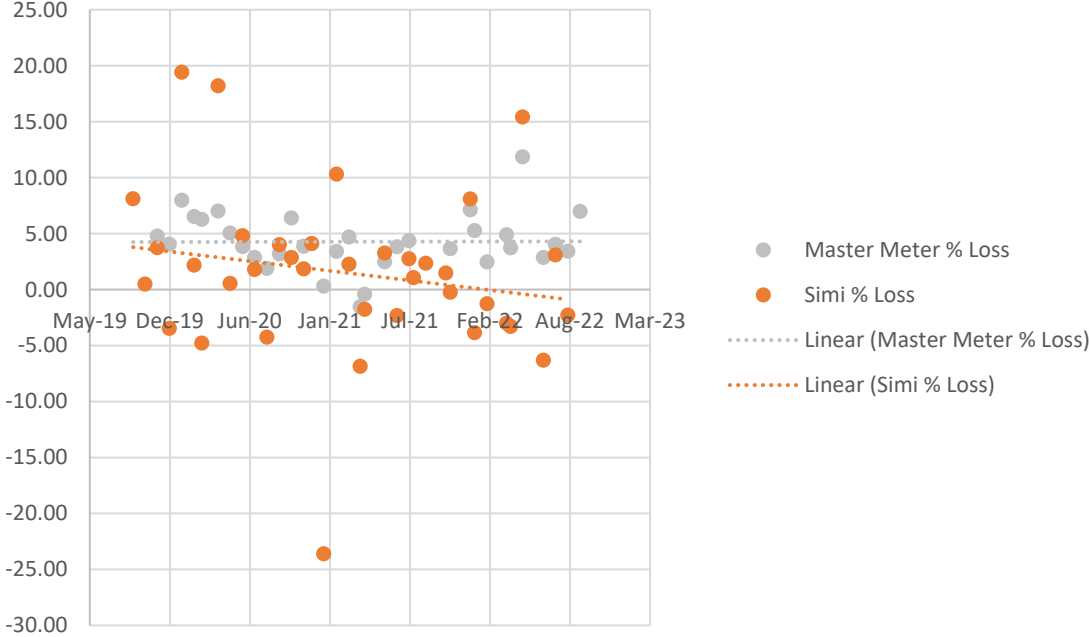


Operations & Maintenance – Source Water

D17 Demand



% Water Loss



Customer Service and Meter Reading

- ▶ Customer Account Activity (turn on/off)
 - ▶ Labor cost of \$3,755
- ▶ Customer Service Orders (check for leaks, verify reads, pressure, etc.)
 - ▶ Labor cost of \$2,980
- ▶ Line Location
 - ▶ Labor cost of \$2,008
- ▶ Meter Accuracy-Bench Testing
 - ▶ Labor cost of \$0.00

Operations & Maintenance – Looking Forward

- ▶ Meter testing and replacement
- ▶ Weed abatement

Engineering - Capital Improvement Projects

- ▶ New Water Reservoir #3 and Pipeline Design of Stagecoach to Saddlebow Crossing
 - ▶ ~\$10M
 - ▶ 30% Design underway
 - ▶ Need Easement for Geotech
 - ▶ Key issue:
 - ▶ Funding, Land Agreements, Geotech, VCFD accepting of snorkel fill
- ▶ 30% Design and Geotech progressing
 - ▶ Following 30% design: HOA design review and CEQA process



Questions?

5. DIRECTOR'S INFORMATIONAL ITEMS -
Provides the opportunity for the Director to present items that are not within the subject matter of the District's Staff Report.
 - Future Staffing Levels in Water and Sanitation

6. COMMITTEE MEMBERS' COMMENTS/FUTURE AGENDA ITEMS

7. ADJOURNMENT

*The next regularly scheduled District 17 CAC meeting will be held on January 17, 2023.