

July 14, 2022

**NOTICE OF A REGULAR MEETING OF THE
VENTURA COUNTY WATERWORKS DISTRICT NO. 38
LAKE SHERWOOD CITIZENS' ADVISORY COMMITTEE**

NOTICE IS HEREBY GIVEN that a meeting of the Ventura County Waterworks District No. 38 Lake Sherwood Citizens' Advisory Committee will be held **Thursday, July 21 from 3:30 p.m. to adjournment** via Zoom. To electronically join the meeting please follow the provided steps – At the specific time (3:30 p.m.) dial the number (669) 900-6833, when prompted enter the meeting ID 470 052 7072. You can also join the meeting by visiting this link - **Join Zoom Meeting** <https://us02web.zoom.us/j/4700527072>

Advisory Committee Members: Please contact the District Office by telephone at (805-378-3005), or by email at wspc@ventura.org, no later than July 20, if you are unable to participate on the call.

Sincerely,



Joseph C. Pope, P.E.
Director, Water and Sanitation

AGENDA OF THE MEETING

1. CALL TO ORDER
2. APPROVAL OF THE MINUTES OF THE April 28, 2022 MEETING
3. PUBLIC COMMENTS - Members of the public may address the Citizens' Advisory Committee (CAC) on items of interest to the public that are within the subject matter jurisdiction of the Committee but do not appear on the agenda. With respect to agenda items, the public will be given an opportunity to address the Committee when the item is reached in the meeting.



4. DISTRICT STAFF REPORT

- A. BUDGET AND FINANCIAL REVIEW - An update on the budget and financial status of the District.
- B. WATER QUALITY REPORT – A report regarding water quality complaints, if any, received by the District since the previous CAC meeting and how these complaints were resolved.
- C. WATER SUPPLY CONDITIONS – An update on water supply conditions within the District, Southern California, and throughout the State.
- D. CALLEGUAS MUNICIPAL WATER DISTRICT / METROPOLITAN WATER DISTRICT OF SOUTHERN CALIFORNIA UPDATE – An update on decisions and rulings by these agencies which may impact the District.
 - Coalition Letter
- E. UPDATE ON AVENUES OF PUBLIC OUTREACH – How the District is reaching out to its customers concerning water conservation.
- F. BOARD LETTER TRACKER - UPDATE ON VENTURA COUNTY BOARD OF SUPERVISORS AGENDA ITEMS RELATED TO THE DISTRICT – A status report on what items District staff has recently presented, or may be presenting, before the Ventura County Board of Supervisors
 - May 10, 2022 – Stage 3 Shortage Declaration
 - May 24, 2022 – D38 Potrero Annexation
- G. UPDATE ON ADVANCED METERING INFRASTRUCTURE (AMI) IMPLEMENTATION - The AMI project is an integrated system of smart meters, communications networks, and data management systems that enables two-way communication between utilities and customers which is being implement within the District.
- H. CAPITAL PROJECTS REVIEW - The Capital Project Status Report provides regular reporting on the status of active capital projects within the District.
 - No capital projects currently.



- I. DISTRICT 38 OPERATIONS AND MAINTENANCE QUARTERLY REPORT
 - An update on Operations and Maintenance for the fourth quarter of Fiscal Year 2022 (April 1, 2022 through June 30, 2022).
 - J. DIRECTOR'S INFORMATIONAL ITEMS – Provides the opportunity for the Director to present items that are not within the subject matter of the District's Staff Report.
 - D38 Historic, Recent, and Emergency Water Goals
5. COMMITTEE MEMBERS' COMMENTS/FUTURE AGENDA ITEMS
 6. ADJOURNMENT

***The next District 38 Citizens' Advisory Committee meeting is scheduled for October 27, 2022.**

****NOTICES:** The following information is provided to help you understand, follow, and participate in the Board meeting: Public Comments – Public comment is the opportunity for members of the public to participate in meetings by addressing the Citizens Advisory Committee in connection with one or more agenda or non-agenda items.

- **If you wish to make a comment on a specific agenda item, please log on to the meeting by Zoom and you will be given a chance to be heard. If you prefer to submit a written comment, please submit your comment via email by 5:00 p.m. on the day prior to the Committee meeting. Please submit your comment to WSPC@ventura.org. Please indicate in the Subject Line, the Agenda item number (e.g., Item No. 3A). Your email will be read by the Water and Sanitation Director and placed into the record.**
- **If you are watching the live stream of the Committee meeting and would like to make a general public comment for items not on the day's agenda or to comment on a specific agenda item as it is being heard, please log on to the meeting by Zoom and you will be given a chance to be heard. If you prefer to submit a written comment, please submit your comment to WSPC@ventura.org. Please indicate in the Subject Line, the Agenda item number (e.g., Item No. 3A). Every effort will be made to read your comment into the record, but some comments may not be read due to time limitations. Comments received after an agenda item will be made part of the record if received prior to the end of the meeting.**

IN COMPLIANCE WITH THE AMERICANS WITH DISABILITIES ACT, IF YOU NEED SPECIAL ASSISTANCE TO PARTICIPATE IN THIS MEETING, PLEASE CONTACT (805) 378-3005. REASONABLE ADVANCE NOTIFICATION OF THE NEED FOR ACCOMODATION PRIOR TO THE MEETING (48 HOURS ADVANCE NOTICE IS PREFERABLE) WILL ENABLE US TO MAKE REASONABLE ARRANGEMENTS TO ENSURE ACCESSIBILITY TO THIS MEETING.



**CITIZENS' ADVISORY COMMITTEE
VENTURA COUNTY WATERWORKS DISTRICT NO. 38
MINUTES OF THE APRIL 28, 2022 MEETING**

COMMITTEE MEMBERS IN ATTENDANCE: Thomas Gentile, Russ Goodman,
Nathan Stockmeir, Leslie Martinelli

COMMITTEE MEMBERS ABSENT: Dick Hibma

COMMITTEE MEMBER VACANCY: None

STAFF: Joseph Pope, Director
Scott Meckstroth, Deputy Director
June Kim, Engineering Manager
Ryan Lippincott, Engineering Manager
Jean Fontayne, Staff Services Manager
Vimie Alvarez, Principal Accountant
Gilberto Minero, Staff Services Specialist
Julie Taylor, Management Assistant

GUESTS: Kate Neiswender
Ralph Hurst
Steve Offerman, Office of Supervisor Parks

1. CALL TO ORDER

The meeting was called to order at 3:36 p.m.

2. APPROVAL OF THE MINUTES OF THE JANUARY 20, 2022 MEETING

Mr. Goodman moved to approve the minutes as provided by staff. Mr. Gentile seconded this motion.

Vote: Ayes - 4, Nays- 1, Absence- 0, Abstained- 0

3. PUBLIC COMMENTS

No public comments.

4. DISTRICT STAFF REPORT -

A. Budget and Financial Review:

- Mr. Pope displayed and discussed the written documents included in the agenda packet for this agenda item, stating that everything looks very stable and the finances of the District are healthy.
- Mr. Pope asked if any member had questions, and no member spoke up with any questions.

B. Water Quality Report

- Mr. Pope stated that there was one water pressure complaint since the last meeting. The customer was complaining of too high pressure. The issue was determined to be a customer regulator issue.

C. Water Supply Conditions

- Mr. Pope displayed the written materials included in the agenda packet for this agenda item, stating that the drought is very severe. Mr. Pope stated that District 38 will be obligated to go to a one-day-per-week watering schedule of ornamental turf by the water supplier.

D. Calleguas Municipal Water District / Metropolitan Updates

- Mr. Pope stated that he had a meeting with Calleguas and the various water purveyors that same day regarding the requirement that State Water Project dependent areas go to a one-day-per-week watering schedule of ornamental turf. Mr. Pope stated that District staff are still working on the exceptions to this.

E. Update on Avenues of Public Outreach

- Mr. Pope discussed how staff continue to conduct public outreach to encourage people sign up for AMI.

F. Board Letter Tracker

- May 10, 2022 – Stage 3 Shortage Declaration
- May 24, 2022 D38 Potrero Annexation
 - ACTION ITEM: Approval of the submission of the annexation application to the Board of Waterworks District #38 – Mr. Lippincott displayed and discussed the written materials included in the agenda packet. Mr. Pope commented on the proposed annexation. Kate Neiswender and Ralph Hurst joined in the discussion with the Committee members regarding this agenda item.

Mr. Gentile moved to approve. Mr. Goodman seconded the motion.
Vote: Ayes - 4, Nays- 1, Absence- 0, Abstained- 0

G. Update on Advanced Metering Infrastructure

- Mr. Pope explained that the District continues to add customers to the AMI portal. Mr. Pope stated that he is hoping to add additional users to the AMI portal.

H. Capital Projects Review

- None currently.

I. Operations and Maintenance Quarterly Report

- Mr. Meckstroth displayed and discussed the PowerPoint presentation included in the written materials for this agenda item.

J. Director's Informational Items

- None

5. Committee Members' Comments/Future Agenda Items

- None

6. **ADJOURNMENT**

The meeting was adjourned at 4:23 p.m.

3. PUBLIC COMMENTS - Members of the public may address the Citizens' Advisory Committee (CAC) on items of interest to the public that are within the subject matter jurisdiction of the Committee but do not appear on the agenda. With respect to agenda items, the public will be given an opportunity to address the Committee when the item is reached in the meeting.

4. DISTRICT STAFF REPORT

A. BUDGET AND FINANCIAL REVIEW - An update on the budget and financial status of the District.

WATERWORKS DISTRICT #38
LAKE SHERWOOD
OPERATIONS AND MAINTENANCE
FINANCIAL STATUS REPORT

CURRENT PERIOD ACTIVITIES TO AP12 FY22 (ENDING 6/30/2022)								
Waterworks District #38 Lake Sherwood								
ADHOC Details Report								
1	Total Beginning Balances		\$6,102,277	\$6,647,066	\$7,216,227	\$7,788,307	\$7,788,307	7,788,307.27
2	Total Ending Balances		\$6,647,066	\$7,216,227	\$7,788,307	\$7,338,410	\$8,000,473	7,738,639.13
3								
4	Total Proposed Targets		\$1,204,860	\$1,209,188	\$1,470,529	\$1,382,420	\$1,324,663	1,434,096.71
5	Alert		ok	ok	ok	ok	ok	ok
6	O&M/ Rate Stab Fund					FY22 ADPT		FY22 YR-END
7	Beginning Balances		\$1,557,011	\$1,628,788	\$1,906,545	\$2,297,488	\$2,297,488	\$2,297,488
8	O&M Revenue							
9	Interest Earnings		\$0	-	-	\$0	\$0	\$0
10	Planning and Eng. Svcs External		\$14,715	2,649	8,071	\$3,000	\$2,398	3,400
11	Permit & Line Ext. Fees		\$445	465	360	\$500	\$1,470	\$1,500
12	Meter, Other Sales and Misc Rev.		\$34,320	23,074	17,772	\$37,521	\$51,996	\$58,200
13	Water Sales		\$3,458,385	3,634,514	4,462,041	\$3,844,576	\$4,005,504	\$4,193,600
14	Total - O&M Revenue		\$3,507,865	\$3,660,702	\$4,488,244	\$3,885,598	\$4,061,368	\$4,256,700
15	O&M Expenditure							
16	System Maint. Supp. & Contract		\$146,776	53,714	65,508	\$125,600	\$131,526	\$167,500
17	Indirect Cost Recovery		\$12,913	20,055	21,939	\$21,939	\$16,266	\$21,900
18	Misc. Expense		\$42,458	43,028	46,805	\$62,247	\$33,524	\$68,200
19	Other Professional Svcs		\$23,225	861	1,075	\$74,000	\$481	\$4,000
20	Small Tools & Minor Equipment		\$9,969	14,112	20,726	\$14,500	\$1,557	\$14,500
21	State Permit/Fees		\$6,803	5,700	6,398	\$6,000	\$9,126	\$9,000
22	O&M Labor		\$293,826	299,230	389,018	\$544,800	\$394,432	\$394,443
23	Mgmt & Admin Svcs		\$105,100	88,900	96,300	\$103,100	\$109,000	\$109,100
24	Eng. & Tech. Surveys		\$0	-	-	\$48,000	\$0	\$3,000
25	Water Analysis		\$814	280	566	\$4,500	\$1,255	\$4,500
26	Cross Connection Fees		\$1,500	2,657	1,700	\$7,000	\$2,100	\$5,000
27	Water Purchase		\$2,403,194	2,653,734	3,202,405	\$2,777,209	\$2,759,548	\$3,009,100
28	Water System Power		\$28,074	32,917	38,695	\$36,000	\$70,819	\$70,800
29	Depreciation Expense		\$327,635	150,467	146,066	\$147,353	\$145,867	\$147,400
30	Contribution to other Funds		\$8,002	792	-	\$4,600	\$8,551	\$8,600
31	Meter Purchase		\$25,800	16,500	60,100	\$13,000	\$12,400	\$19,904
32	Conservation Program		\$0	-	-	\$2,000	\$0	\$2,000
33	Contingencies		\$0	-	-	\$0	\$0	\$0
34	CFR Adjustment - Depreciation adj		\$0	-	-	\$0	\$0	\$0
35	Total - O&M Expenditure		\$3,436,087	\$3,382,946	\$4,097,301	\$3,991,849	\$3,696,451	\$4,058,947
36	Net of Operation		\$71,777	\$277,757	\$390,943	(\$106,251)	\$364,917	\$197,753
37	Transfer to/fr Capital Reserve		\$0	\$0	\$0	\$0	\$0	\$0
38	Reserve for Cap. Deprec		\$0	\$0	\$0	\$0	\$0	\$0
39	Ending Fund Balance		\$1,628,788	\$1,906,545	\$2,297,488	\$2,191,237	\$2,662,405	\$2,495,241
40								
41	Minimum Balance							
42	25%	of O&M expenses	\$859,022	\$845,736	\$1,024,325	\$997,962	\$924,113	\$1,014,737
43	10%	of rate revenue	\$345,838	\$363,451	\$446,204	\$384,458	\$400,550	\$419,360
44								
45	O&M Analysis:							
46	% of Water Cost/Water Sales		69%	73%	72%	72%	69%	72%
47	% of O&M Labor/Water Sales		8%	8%	9%	14%	10%	9%
48	Gross Profit : (Water Sales less Water Cost&Power)		\$1,027,117	\$947,863	\$1,220,941	\$1,031,367	\$1,175,137	\$1,113,700
49	Net Profit (Net Result of Operation)		\$71,777	\$277,757	\$390,943	(\$106,251)	\$364,917	\$197,753
50	Net Profit Margin (Net Profit/ Revenue)		2%	8%	9%	-3%	9%	5%
51								
52								

WATERWORKS DISTRICT #38
LAKE SHERWOOD
OPERATIONS AND MAINTENANCE
FINANCIAL STATUS REPORT

53 Acquisition&Replacement Fund			FY19 ACTUAL			FY20 ACTUAL			FY21 ACTUAL			FY22 ADPT		FY22 YR-END	
			BUDGET	FY22 ACTUAL	PRJ										
54	Beginning Balances		\$4,545,266	\$5,018,277	\$5,309,682	\$5,490,819	\$5,490,819	\$5,490,819.20							
55															
56	Capital Sources of Funds														
57	Interest Earning		\$ 150,689.7	\$ 137,878	\$ 42,734	\$37,000	\$16,123	\$29,100							
58	Capital Improv. Charges		\$ -	\$ 3,295	\$ -	\$3,000	\$6,590	\$6,600							
59	Depreciation Expense	CY Funded	\$ 327,634.7	\$ 150,467	\$ 146,066	\$147,353	\$145,867	\$147,400							
60	Total - Capital Sources of Funds		\$478,324	\$291,640	\$ 188,800	\$187,353	\$168,579	\$183,100							
61	Capital Uses of Funds														
62	Water System Improv & Construction Proj														
63	System Improvements/Replacement		\$ 5,312.7	\$ 235	\$ 3,274	\$25,000	\$556	\$7,585							
64	Water System Replacement		\$ -	\$ -	\$ 3,311	\$451,000	\$266,698	\$286,543							
65	Water Construction Projects		\$ -	\$ -	\$ -	\$0	\$0	\$0							
66	Other Equipment		\$ -	\$ -	\$ 1,078	\$55,000	\$54,077	\$136,393							
67	Contingencies		\$ -	\$ -	\$ -	\$0	\$0	\$0							
68	Contributions-ISF & Other Funds		\$ -	\$ -	\$ -	\$0	\$0	\$0							
69	Total - Capital Uses of Funds		\$5,313	\$ 235	\$ 7,663	\$531,000	\$321,331	\$430,521							
70	Net Capital Fund Balance		\$473,012	\$ 291,405	\$ 181,137	(\$343,647)	(\$152,752)	(\$247,421)							
71	Transfer to/fr O&M / Rate Stabilization Fund		\$0	\$ -	\$ -	\$0	\$0	\$0							
72	Ending Fund Balance		\$5,018,277	\$5,309,682	\$5,490,819	\$5,147,172	\$5,338,068	\$5,243,398							

WATERWORKS DISTRICT #38
LAKE SHERWOOD
OPERATIONS AND MAINTENANCE
FINANCIAL STATUS REPORT

CURRENT PERIOD ACTIVITIES TO AP12 FY22 (ENDING 6/30/2022)						
		B	B	D	E	F
		ACTUAL	ADOPTED BUDGET	CURRENT	% of	Year-End Projection
	DESCRIPTION	FY 21	FY 22	ACTUAL	Act/Adpt Bud	06/30/22
	EXPENDITURES					
1	System Maint. Supp. & Contract	65.5	125.6	131.5	105%	167.5
3	<i>General Supplies</i>	32.97	38.5	113.8	295%	122.7
5	<i>Pump Station Replacement</i>	14.14	10.0	1.4	14%	18.0
6	<i>Emergency Repair</i>	-	35.0	13.0	37%	13.0
7	<i>PLC Replacement</i>	-	5.0	-	0%	-
8	<i>SCADA Radio Replacement</i>	12.90	12.0	3.3	28%	5.0
10	<i>Utility Billing System Maintenance</i>	-	8.1	-	0%	-
11	<i>Pipe Material/fittings, valves, pumps</i>	5.49	5.0	-	0%	8.8
12	<i>Radios, Valve replcmnt/adj, ZII Alarm, PRS ZI&I</i>	-	12.0	-	0%	-
2	Indirect Cost Recovery	21.9	21.9	16.3	74%	21.9
4	Misc. Expense	46.8	62.2	33.5	54%	68.2
5	Other Professional Svcs	1.1	74.0	0.5	1%	4.0
6	Small Tools & Minor Equipment	20.7	14.5	1.6	11%	14.5
7	State Permit/Fees	6.4	6.0	9.1	152%	9.0
8	O&M Labor	389.0	544.8	394.4	72%	394.4
9	Mgmt & Admin Svcs	96.3	103.1	109.0	106%	109.1
10	Eng. & Tech. Surveys	-	48.0	-	0%	3.0
11	Water Analysis	0.6	4.5	1.3	28%	4.5
12	Cross Connection Fees	1.7	7.0	2.1	30%	5.0
13	Conservation Program	-	2.0	-	0%	2.0
3	Water Purchase	3,202.4	2,777.2	2,759.5	99%	3,009.1
5	Water System Power	38.7	36.0	70.8	197%	70.8
6	Depreciation Expense	146.1	147.4	145.9	99%	147.4
7	Contribution to other Funds	-	4.6	8.6	186%	8.6
8	Meter Purchase	60.1	13.0	12.4	95%	19.9
11	TOTAL EXPENDITURES	4,097.3	3,991.8	3,696.5		4,058.9
12	REVENUES					
13	Interest Earning	-	-	-		-
14	Planning and Eng. Svcs External	8.1	3.0	2.4	80%	3.4
4	Permit & Line Ext. Fees	0.4	0.5	1.5	294%	1.5
6	Meter, Other Sales and Misc Rev.	17.8	37.5	52.0	139%	58.2
7	Water Sales	4,462.0	3,844.6	4,005.5	104%	4,193.6
8	TOTAL REVENUES	4,488.2	3,885.6	4,061.4		4,256.7
9	RESULT OF OPERATION	390.9	(106.3)	364.9		197.8
11	O&M Fund Balance Reserve:					
11	Beginning Fund Balance	\$1,906.5	\$2,297.5	\$2,297.5		\$2,297.5
12	Net of Operation	\$390.9	(\$106.3)	\$364.9		\$197.8
13	O&M Fund Balance Reserve:	\$2,297.5	\$2,191.2	\$2,662.4		\$2,495.2
14	Required O&M Fund Reserve: 25% of Exp.	\$1,024.3	\$998.0	\$924.1		\$1,014.7
15	O&M FBR vs Required Reserve	ok	ok	ok	ok	ok

WATERWORKS DISTRICT #38
LAKE SHERWOOD
OPERATIONS AND MAINTENANCE
FINANCIAL STATUS REPORT

CURRENT PERIOD ACTIVITIES TO AP12 FY22 (ENDING 6/30/2022)		A	B	C	D	E	F	H
	ACTUAL	ADOPTED BUDGET	CURRENT PERIOD FY 22			% of	Year-End Projection	
DESCRIPTION	FY 21	FY 22	EXP/REV	ENC	TOTAL	Act/Bud	06/30/22	
EXPENDITURES								
1	<u>NON CAPITALIZED EXPENDITURES:</u>							
2	System Improvements/Replacement	3.3	25.0	0.6	27.0	27.5	2.2%	7.6
5	Sub-Total Non Capitalized Expenditures	3.3	25.0	0.6	27.0	27.5	2.2%	7.6
6	<u>WATER SYSTEM IMPROVEMENT/REPLACEMENT:</u>							
7	Water System Replacement	3.3	451.0	266.7	19.9	286.6	59.1%	286.5
10	Sub-Total Water System Improvement	3.3	451.0	266.7	19.9	286.6	59.1%	286.5
11	<u>WATER CONSTRUCTION PROJECT</u>		0.0	0.0	0.0	0.0		0.0
12	Water Construction Project	0.0	0.0	0.0	0.0	0.0	0.0%	0.0
13	Other Equipment	1.1	55.0	54.1	5.6	59.6		136.4
15	Sub-Total Water Water Construcrion Project	1.1	55.0	54.1	5.6	59.6	98.3%	136.4
16	Total Expenditures	7.7	531.0	321.3	52.5	373.8	159.7%	430.5
17	REVENUES						0.0%	
18	Interest Earning	42.7	37.0	16.1	0.0	16.1	43.6%	29.1
19	Capital Improv. Charges	0.0	3.0	6.6	0.0	6.6	219.7%	6.6
22	Total Revenues	42.7	40.0	22.7	0.0	22.7	56.8%	35.7
23	Net of Operation	35.1	(491.0)	(298.6)	(52.5)	(351.1)		(394.8)
24	Beginning Capital Fund Balance	5,309.7	5,490.8	5,490.8		5,490.8		5,490.8
25	Depreciation Expense	146.1	147.4	146.0		146.0		147.4
26	Ending Capital Fund Balance Reserve	5,490.8	5,147.2	5,338.2		5,285.7		5,243.4
27								
28								
29	SUMMARY OF CAPITAL FUND BALANCE				Capital	Funded	Total	
30				Acq Fund	Depr Fund	Cap Fund		
31		Beginning Fund Balance		1,803.8	3,687.0	5,490.8		
32		Revenue & Depreciation		35.7	147.4	183.1		
33		Expenditure & Encumbrances		136.4	294.1	430.5		
34		Ending Fund Balance		1,703.1	3,540.3	5,243.4		

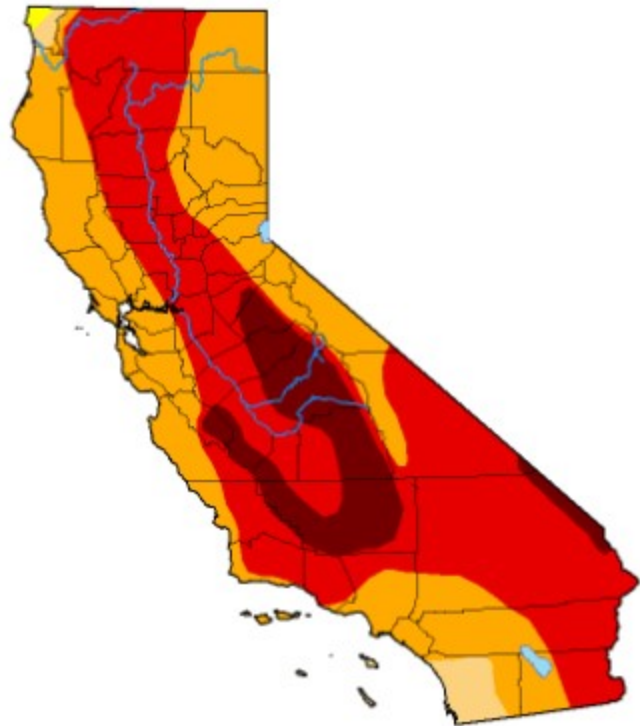
4. DISTRICT STAFF REPORT

- B. WATER QUALITY REPORT – A report regarding water quality complaints, if any, received by the District since the previous CAC meeting and how these complaints were resolved.

- C. WATER SUPPLY CONDITIONS – An update on water supply conditions within the District, Southern California, and throughout the State.

Drought Classification

- None
- D0 (Abnormally Dry)
- D1 (Moderate Drought)
- D2 (Severe Drought)
- D3 (Extreme Drought)
- D4 (Exceptional Drought)
- No Data



< July 5, 2022 >



< July 6, 2021 >

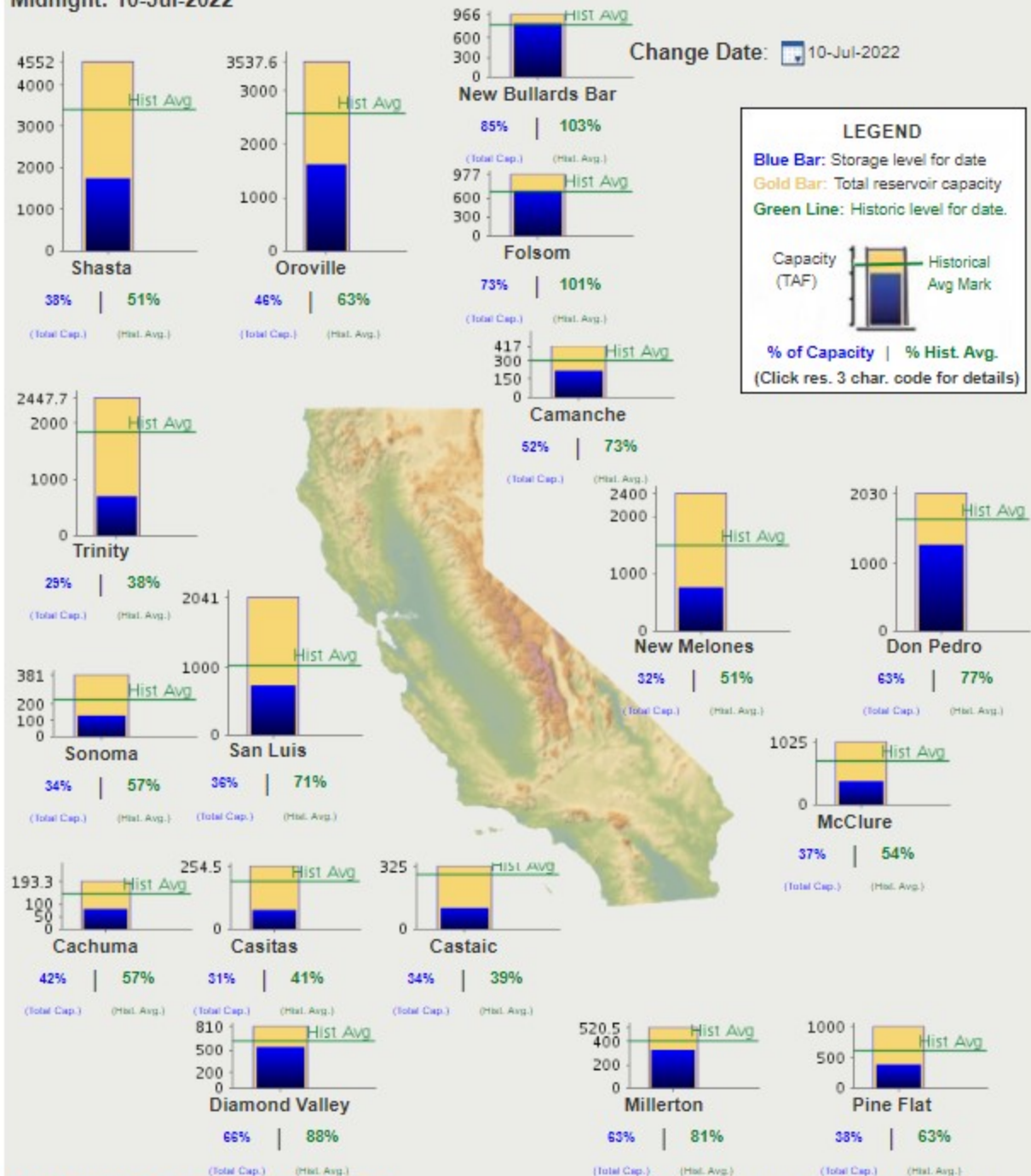


Statistics Comparison

Week	None	D0-D4	D1-D4	D2-D4	D3-D4	D4	DSCI
2022-07-05	0.00	100.00	99.80	97.48	59.81	11.59	369
2021-07-06	0.00	100.00	100.00	94.73	85.44	33.32	413
Change	0.00	0.00	0.20	-2.75	25.63	21.73	44

CURRENT CONDITIONS: MAJOR WATER SUPPLY RESERVOIRS:10-JUL-2022

Midnight: 10-Jul-2022



[Click for printable version of current data.](#)


Report Generated: 11-Jul-2022 8:13 AM

The CSI link has been disabled to zoom in, for the lack of historical data.

4. DISTRICT STAFF REPORT

D. CALLEGUAS MUNICIPAL WATER DISTRICT / METROPOLITAN WATER DISTRICT OF SOUTHERN CALIFORNIA UPDATE – An update on decisions and rulings by these agencies which may impact the District.

- Coalition Letter



July 6, 2022

Gloria D. Gray
Chairwoman, Board of Directors
Metropolitan Water District of Southern California
P.O. Box 54153
Los Angeles, CA 90054-0153

Re: Water Shortage Emergency Condition

Dear Ms. Gray:

We fully agree with the views expressed in the attached May 29, 2022 letter to you from Mayor Shawn Mulchay of the City of Camarillo. We wholly support Mayor Mulchay's request that Metropolitan Water District (MWD) take immediate and specific emergency action to correct the existing conveyance system inadequacy for our geographic area and all State Water Project-dependent areas within MWD. It is imperative that MWD undertake this action so there is equitable supply reliability and equal treatment of all MWD ratepayers, including our Ventura County residents.

Thank you for your June 6, 2022 response letter to Mayor Mulchay. We look forward to MWD's continuing response and taking appropriate emergency action on our request.

Sincerely,




Shawn Mulchay
Mayor
City of Camarillo



Keith L. Mashburn
Mayor
City of Simi Valley



Tony Stafford
General Manager
Camrosa Water District



Leon Shapiro
Board President
Triunfo Water & Sanitation District



Don Villafana, P.E.QSD
Public Works Director
City of Port Hueneme
Port Hueneme Water Agency



Scott Meckstroth
Deputy Director
Ventura County Public Works
Water & Sanitation Department

Attachments: May 29, 2022 City of Camarillo Letter
June 6, 2022 Metropolitan Water District Letter
June 29, 2022 Supervisor Carmen Ramirez (Fifth District) Support Letter



City of Camarillo

601 Carmen Drive • P.O. Box 248 • Camarillo, CA 93011-0248

Office of the Mayor
(805) 388-5307
FAX (805) 388-5318

May 29, 2022

Gloria D. Gray
Chairwoman, Board of Directors
Metropolitan Water District of Southern California
P.O. Box 54153
Los Angeles, CA 90054-0153

Re: Water Shortage Emergency Condition

Dear Ms. Gray:

On May 25, 2022, the Camarillo City Council (City) adopted an urgency water conservation ordinance fully meeting the requirements imposed by the Metropolitan Water District of Southern California (MWD) and the Calleguas Municipal Water District (CMWD) in their respective April 27, 2022 Resolution 9305 and April 26, 2022 Resolution No. 2042.

MWD's emergency water conservation program mandate set forth in its Resolution 9305 applies only to the State Water Project-dependent (SWP-d) areas within MWD. These geographic areas include significant portions of Ventura County (including the City of Camarillo), Los Angeles County and San Bernardino County. This large area within MWD's jurisdiction comprises approximately six million, or thirty percent of, MWD ratepayers. The balance of MWD's geographic area, comprising approximately fourteen million ratepayers, is unaffected by MWD's mandate.

Our City has acted in good faith in implementing MWD's unprecedented mandate. Particularly in light of the delivery challenges of the State Water Project brought about in part by the current severe drought cycle, the City is committed to doing its part by enacting robust water conservation requirements for its residents and by investing millions of dollars (through our new groundwater desalter project) to increase locally-produced water supplies and to decrease its dependence on the SWP.

The City is prioritizing these measures because it is the right thing to do.

Now is the time, however, that MWD does the right thing and demonstrate the same good faith to ratepayers in MWD's SWP-d areas, and particularly in our north/west Ventura County SWP-d (MWD's SWP West Branch) geographic area.

Despite the current delivery problems with the State Water Project, MWD's own Water Surplus/Drought Management Plan (WSDM) Storage Detail as of April 12, 2022 shows total WSDM water storage levels of approximately 2.6 million acre feet (MAF) and a calendar year take capacity (assuming the current 5% SWP Table A allocation) of 977,000 acre feet. It is noteworthy that such storage levels are approximately triple the amount of MWD's 900,000 acre foot storage level in 2015 during the height of the prior drought cycle.

Supply is not the fundamental issue; rather, it's a lack of infrastructure.

Even acknowledging the severity of the current drought cycle and reduced SWP allocations, the fundamental issue currently confronting MWD for its SWP-d areas, including Ventura County, is not supply. The truth is that MWD lacks the necessary infrastructure to deliver otherwise available stored water to our north/west geographic area. Furthermore, MWD has known about its lack of adequate infrastructure capacity to our north/west area for over thirty years and yet has negligently failed to act in the best interests of our ratepayers.

MWD's Greg Avenue Pump Station and West Valley Feeder are vital to moving MWD water to its SWP West Branch Area, including Ventura County and the City of Camarillo. However, it appears that except for recent rehabilitation (but notably, no increase in capacity) at the Greg Avenue pump station, MWD for decades has inexplicably failed to increase Greg Avenue pump station capacity and undertake other associated improvements (e.g. to the West Valley and/or Sepulveda Feeders) necessary to deliver a fair share of stored water to our SWP West Branch area. The same capacity at the Greg Avenue station—designed for a maximum capacity 50 cfs flow--has existed unchanged for decades, despite significant population increases over the years in our (MWD's north/west) geographic area.

MWD's own records demonstrate MWD's historical failure to act on this issue. Over 30 years ago, MWD's then-General Manager addressed the MWD Board of Directors concerning the augmentation of water supply to MWD's SWP-d areas, including the importance of increasing the Greg Avenue pump plant's existing 50 cfs flow capacity for additional movement of water to the Calleguas and Las Virgenes municipal water districts to meet system requirements. The MWD General Manager in that February 25, 1991 memorandum represented that it was the then-intent of MWD to "study the feasibility" of increasing the pumping capacity.

In May 2014—a full eight years ago—during an Engineering & Operations Committee meeting, an MWD director questioned MWD staff regarding a doubling of Greg Avenue pump station capacity to 100 cfs to match the West Valley feeder capacity. The very next

day, in a full MWD Board meeting, MWD Director Murray addressed this very same issue. The response from MWD staff was essentially “we’ll review it.”

Nothing was done. Seven years later, in July 2021, MWD’s staff offered MWD’s directors on its Engineering & Operations Committee options and challenges concerning an expansion of the Greg Avenue pump station capacity and modifications to the West Valley and/or Sepulveda Feeders to meet demand in the SWP West Branch area. Astonishingly--as if pretending the discussion seven years earlier never occurred--MWD staff posed the question of “what would it look like?” if MWD doubled the station capacity from 50 cfs to 100 cfs. The following month in the same committee, MWD Director Blois expressed his concern regarding the protracted MWD planning effort, that vital improvements were years away from fruition, and that CMWD customers would suffer in a future emergency in a zero SWP allocation year.

Now to one year later. At the April 26, 2022 MWD Board meeting, MWD’s Water Resources Manager alleged that there exists insufficient supply to meet normal water demands in our SWP-d area. Respectfully, his claim appears to be a red herring and cannot be reconciled with MWD’s current water storage figures. **In fact, it is MWD’s infrastructure capacity limitations which are the true cause of MWD’s inability to meet 2022 demands in our SWP-d north/west area.**

At the same meeting, and in response to the claims of the water resources manager, MWD Director Sutley recognized the infrastructure issue and emphasized the need to boost system capacity to convey Colorado River water and regionally stored water (e.g. Diamond Valley) to our north/west SWP-d area. Director Sutley stated that **it is imperative to approve conveyance to all SWP-d areas so there is equitable supply reliability.** As she put it, all [20 million] MWD ratepayers have invested in MWD storage and facilities, but not all ratepayers have access to the water that is in dry year storage. MWD’s current General Manager Adel Hagekhalil personally responded to Director Sutley and stated to directors from SWP-d areas that increasing feeder capacity and upsizing pump station(s) is his “#1 priority.”

Actions speak louder than words. If MWD had the capability to fully meet normal service demands areawide with SWP, WSDM and other available water supplies, MWD could implement a **strong and uniform call for increased conservation** based on the Governor’s call for conservation, monitor the challenge, and ramp up accordingly as necessary. Instead, our SWP-d north/west geographic area of MWD is faced with an inadequate and inequitable allocation of water because of MWD’s years-long negligent failure to act.

For decades, the MWD ratepayers in the SWP-d (including Ventura County) geographic areas through their Member Agencies have paid to MWD the same base acre foot rate as the roughly 14 million ratepayers in the other part of MWD. Local water retailer rates may vary, but the price MWD charges (including base rate capacity charges and readiness to serve charges) is the same for everyone. **Yet 6 million ratepayers in MWD’s SWP-d areas, including its north/west Ventura County area, do not enjoy**

equitable supply reliability and are in effect treated by MWD as second-class citizens.

We ask MWD to take immediate and specific emergency action to correct the conveyance system inadequacy for our north/west SWP West Branch area and all SWP-d areas within MWD. Such corrective action might not occur overnight, but MWD taking no action in the face of this acknowledged water shortage emergency condition and hardships imposed on MWD ratepayers is indefensible.

We respectfully await MWD's response and emergency action on our request.

Sincerely,



Shawn Mulchay
Mayor City of Camarillo

CC: [all via email]
MWD Board of Directors (all)
Mr. Adel Hagekhalil, General Manager, MWD
Calleguas Municipal Water District (all directors)
Las Virgenes Municipal Water District (all directors)
Camrosa Water District (all directors)
City of Thousand Oaks
City of Oxnard
City of Simi Valley
County of Ventura Water and Sanitation
Pleasant Valley Mutual Water Company
Crestview Mutual Water Company
California American Water Company Ventura County District
VC Board of Supervisors (all)
Honorable Jacqui Irwin
Honorable Monique Limon
Honorable Julia Brownley
MWD Member Agencies in MWD's SWP-d areas



THE METROPOLITAN WATER DISTRICT
OF SOUTHERN CALIFORNIA

Office of the Board of Directors

June 6, 2022

VIA ELECTRONIC MAIL

Honorable Mayor Shawn Mulchay
City of Camarillo
601 Carmen Drive
Camarillo, CA 93011-0248

Dear Mayor Mulchay:

I very much appreciated the opportunity to talk with you last week regarding the critical water supply situation facing your community. As I shared, your concerns have been heard, and we are committed to continue working with you and with all our member agencies, to be responsive and find solutions to the drought crisis facing our region and state.

I have asked Metropolitan's staff to provide a more detailed response to the issues in your letter. While the extreme climate and drought conditions are happening faster and more severely than many anticipated, the same urgency must drive our ability to work together to fast-track and secure funding for new projects, promote conservation, and balance the wise investment of ratepayer dollars to ensure the affordability and reliability of water supplies.

We recognize that part of the challenge is due to a lack of sufficient infrastructure, including pipeline and pumping capacity, to move water from the Colorado River and stored water to the State Water Project-dependent areas such as Camarillo. Additionally, a number of immediate actions have been taken, including declaring an emergency to secure health and safety supplies from the state; implementing Water Shortage Contingency Plans; approving funding of design for emergency drought projects to enhance our infrastructure and delivery capabilities; and seeking state and federal funds and alternative project delivery methods to allow us to expedite these emergency drought projects.

We look forward to continuing to work closely with Calleguas Municipal Water District (MWD) and all stakeholders in Ventura County to ensure a reliable and affordable water supply. The recent upgrade of the Greg Avenue Pumping Plant to ensure its reliability is evidence of the continued commitment of the Metropolitan Board. But there is more we can, and must, do.

June 6, 2022

Page 2

Metropolitan will continue to bring forward projects and programs to help prevent a similar situation in the future. We have been working with our member agencies to define a set of projects that can be developed to ensure this improved future. The team at Calleguas MWD is heavily engaged, and we expect work to continue into the fall. I have asked General Manager Adel Hagekhalil to meet with you and other representatives of the City as well as Calleguas MWD to ensure we understand the needs of your community and what improvements can be made to address these vitally important issues.

If my office can be of further assistance, please do not hesitate to contact me personally, or you can reach my Executive Assistant, Elisa Mendez, at (213) 217-7647 or emendez@mwdh2o.com.

Sincerely,

A handwritten signature in black ink that reads "Gloria Gray". The signature is written in a cursive, flowing style.

Gloria D. Gray
Chairwoman of the Board

cc: Metropolitan Board of Directors
Mr. Adel Hagekhalil, General Manager, MWD
Metropolitan Member Agencies
Calleguas Municipal Water District
Las Virgenes Municipal Water District
Camrosa Water District
City of Thousand Oaks
City of Oxnard
City of Simi Valley
County of Ventura Water and Sanitation
Pleasant Valley Mutual Water Company
Crestview Mutual Water Company
California American Water Company Ventura County District
Ventura County Board of Supervisors
Honorable Jacqui Irwin
Honorable Monique Limon
Honorable Julia Brownley



City of Camarillo

601 Carmen Drive • P.O. Box 248 • Camarillo, CA 93011-0248

Office of the Mayor
(805) 388-5307
FAX (805) 388-5318

May 29, 2022

Gloria D. Gray
Chairwoman, Board of Directors
Metropolitan Water District of Southern California
P.O. Box 54153
Los Angeles, CA 90054-0153

Re: Water Shortage Emergency Condition

Dear Ms. Gray:

On May 25, 2022, the Camarillo City Council (City) adopted an urgency water conservation ordinance fully meeting the requirements imposed by the Metropolitan Water District of Southern California (MWD) and the Calleguas Municipal Water District (CMWD) in their respective April 27, 2022 Resolution 9305 and April 26, 2022 Resolution No. 2042.

MWD's emergency water conservation program mandate set forth in its Resolution 9305 applies only to the State Water Project-dependent (SWP-d) areas within MWD. These geographic areas include significant portions of Ventura County (including the City of Camarillo), Los Angeles County and San Bernardino County. This large area within MWD's jurisdiction comprises approximately six million, or thirty percent of, MWD ratepayers. The balance of MWD's geographic area, comprising approximately fourteen million ratepayers, is unaffected by MWD's mandate.

Our City has acted in good faith in implementing MWD's unprecedented mandate. Particularly in light of the delivery challenges of the State Water Project brought about in part by the current severe drought cycle, the City is committed to doing its part by enacting robust water conservation requirements for its residents and by investing millions of dollars (through our new groundwater desalter project) to increase locally-produced water supplies and to decrease its dependence on the SWP.

The City is prioritizing these measures because it is the right thing to do.

Now is the time, however, that MWD does the right thing and demonstrate the same good faith to ratepayers in MWD's SWP-d areas, and particularly in our north/west Ventura County SWP-d (MWD's SWP West Branch) geographic area.

Despite the current delivery problems with the State Water Project, MWD's own Water Surplus/Drought Management Plan (WSDM) Storage Detail as of April 12, 2022 shows total WSDM water storage levels of approximately 2.6 million acre feet (MAF) and a calendar year take capacity (assuming the current 5% SWP Table A allocation) of 977,000 acre feet. It is noteworthy that such storage levels are approximately triple the amount of MWD's 900,000 acre foot storage level in 2015 during the height of the prior drought cycle.

Supply is not the fundamental issue; rather, it's a lack of infrastructure.

Even acknowledging the severity of the current drought cycle and reduced SWP allocations, the fundamental issue currently confronting MWD for its SWP-d areas, including Ventura County, is not supply. The truth is that MWD lacks the necessary infrastructure to deliver otherwise available stored water to our north/west geographic area. Furthermore, MWD has known about its lack of adequate infrastructure capacity to our north/west area for over thirty years and yet has negligently failed to act in the best interests of our ratepayers.

MWD's Greg Avenue Pump Station and West Valley Feeder are vital to moving MWD water to its SWP West Branch Area, including Ventura County and the City of Camarillo. However, it appears that except for recent rehabilitation (but notably, no increase in capacity) at the Greg Avenue pump station, MWD for decades has inexplicably failed to increase Greg Avenue pump station capacity and undertake other associated improvements (e.g. to the West Valley and/or Sepulveda Feeders) necessary to deliver a fair share of stored water to our SWP West Branch area. The same capacity at the Greg Avenue station—designed for a maximum capacity 50 cfs flow--has existed unchanged for decades, despite significant population increases over the years in our (MWD's north/west) geographic area.

MWD's own records demonstrate MWD's historical failure to act on this issue. Over 30 years ago, MWD's then-General Manager addressed the MWD Board of Directors concerning the augmentation of water supply to MWD's SWP-d areas, including the importance of increasing the Greg Avenue pump plant's existing 50 cfs flow capacity for additional movement of water to the Calleguas and Las Virgenes municipal water districts to meet system requirements. The MWD General Manager in that February 25, 1991 memorandum represented that it was the then-intent of MWD to "study the feasibility" of increasing the pumping capacity.

In May 2014—a full eight years ago—during an Engineering & Operations Committee meeting, an MWD director questioned MWD staff regarding a doubling of Greg Avenue pump station capacity to 100 cfs to match the West Valley feeder capacity. The very next

day, in a full MWD Board meeting, MWD Director Murray addressed this very same issue. The response from MWD staff was essentially “we’ll review it.”

Nothing was done. Seven years later, in July 2021, MWD’s staff offered MWD’s directors on its Engineering & Operations Committee options and challenges concerning an expansion of the Greg Avenue pump station capacity and modifications to the West Valley and/or Sepulveda Feeders to meet demand in the SWP West Branch area. Astonishingly--as if pretending the discussion seven years earlier never occurred--MWD staff posed the question of “what would it look like?” if MWD doubled the station capacity from 50 cfs to 100 cfs. The following month in the same committee, MWD Director Blois expressed his concern regarding the protracted MWD planning effort, that vital improvements were years away from fruition, and that CMWD customers would suffer in a future emergency in a zero SWP allocation year.

Now to one year later. At the April 26, 2022 MWD Board meeting, MWD’s Water Resources Manager alleged that there exists insufficient supply to meet normal water demands in our SWP-d area. Respectfully, his claim appears to be a red herring and cannot be reconciled with MWD’s current water storage figures. **In fact, it is MWD’s infrastructure capacity limitations which are the true cause of MWD’s inability to meet 2022 demands in our SWP-d north/west area.**

At the same meeting, and in response to the claims of the water resources manager, MWD Director Sutley recognized the infrastructure issue and emphasized the need to boost system capacity to convey Colorado River water and regionally stored water (e.g. Diamond Valley) to our north/west SWP-d area. Director Sutley stated that **it is imperative to approve conveyance to all SWP-d areas so there is equitable supply reliability.** As she put it, all [20 million] MWD ratepayers have invested in MWD storage and facilities, but not all ratepayers have access to the water that is in dry year storage. MWD’s current General Manager Adel Hagekhalil personally responded to Director Sutley and stated to directors from SWP-d areas that increasing feeder capacity and upsizing pump station(s) is his “#1 priority.”

Actions speak louder than words. If MWD had the capability to fully meet normal service demands areawide with SWP, WSDM and other available water supplies, MWD could implement a **strong and uniform call for increased conservation** based on the Governor’s call for conservation, monitor the challenge, and ramp up accordingly as necessary. Instead, our SWP-d north/west geographic area of MWD is faced with an inadequate and inequitable allocation of water because of MWD’s years-long negligent failure to act.

For decades, the MWD ratepayers in the SWP-d (including Ventura County) geographic areas through their Member Agencies have paid to MWD the same base acre foot rate as the roughly 14 million ratepayers in the other part of MWD. Local water retailer rates may vary, but the price MWD charges (including base rate capacity charges and readiness to serve charges) is the same for everyone. **Yet 6 million ratepayers in MWD’s SWP-d areas, including its north/west Ventura County area, do not enjoy**

equitable supply reliability and are in effect treated by MWD as second-class citizens.

We ask MWD to take immediate and specific emergency action to correct the conveyance system inadequacy for our north/west SWP West Branch area and all SWP-d areas within MWD. Such corrective action might not occur overnight, but MWD taking no action in the face of this acknowledged water shortage emergency condition and hardships imposed on MWD ratepayers is indefensible.

We respectfully await MWD's response and emergency action on our request.

Sincerely,



Shawn Mulchay
Mayor City of Camarillo

CC: [all via email]
MWD Board of Directors (all)
Mr. Adel Hagekhalil, General Manager, MWD
Calleguas Municipal Water District (all directors)
Las Virgenes Municipal Water District (all directors)
Camrosa Water District (all directors)
City of Thousand Oaks
City of Oxnard
City of Simi Valley
County of Ventura Water and Sanitation
Pleasant Valley Mutual Water Company
Crestview Mutual Water Company
California American Water Company Ventura County District
VC Board of Supervisors (all)
Honorable Jacqui Irwin
Honorable Monique Limon
Honorable Julia Brownley
MWD Member Agencies in MWD's SWP-d areas



COUNTY of VENTURA

Board of Supervisors

SUPERVISOR
CARMEN RAMÍREZ
Fifth District

MEMBERS OF THE BOARD
CARMEN RAMIREZ, CHAIR
MATT LAVERE
LINDA PARKS
KELLY LONG
ROBERT O. HUBER

June 29, 2022

Gloria D. Gray
Chairwoman, Board of Directors
Metropolitan Water District of Southern California
P.O. Box 54153
Los Angeles, CA 90054-0153
Re: Water Shortage Emergency Condition

Dear Chairwoman Gray:

As chair of the Ventura County Board of Supervisors, I write to express support for the City of Camarillo's views as expressed in Mayor Shawn Mulchay's letter of May 29, 2022 to you.

I understand that a recent meeting between Calleguas and MWD is leading to further productive actions as well as a recognition of previous efforts to improve infrastructure.

With that said, I continue to support Mayor Mulchay's request that MWD take immediate and specific emergency action to correct the existing conveyance system inadequacy for our geographic area and all State Water Project-dependent areas within MWD. It is critical that MWD undertake this action so an equitable supply is reliable and that there is equal treatment of all MWD ratepayers, including Ventura County residents.

I do thank you for your June 6, 2022 response letter to Mayor Mulchay. I look forward to MWD's continuing response and taking appropriate emergency action on his request. Please contact me if you should have any further questions or if there is anything I can do to further these efforts.

Sincerely,

Carmen Ramírez
Supervisor, Fifth District

Attachments: May 29, 2022 City of Camarillo correspondence

4. DISTRICT STAFF REPORT

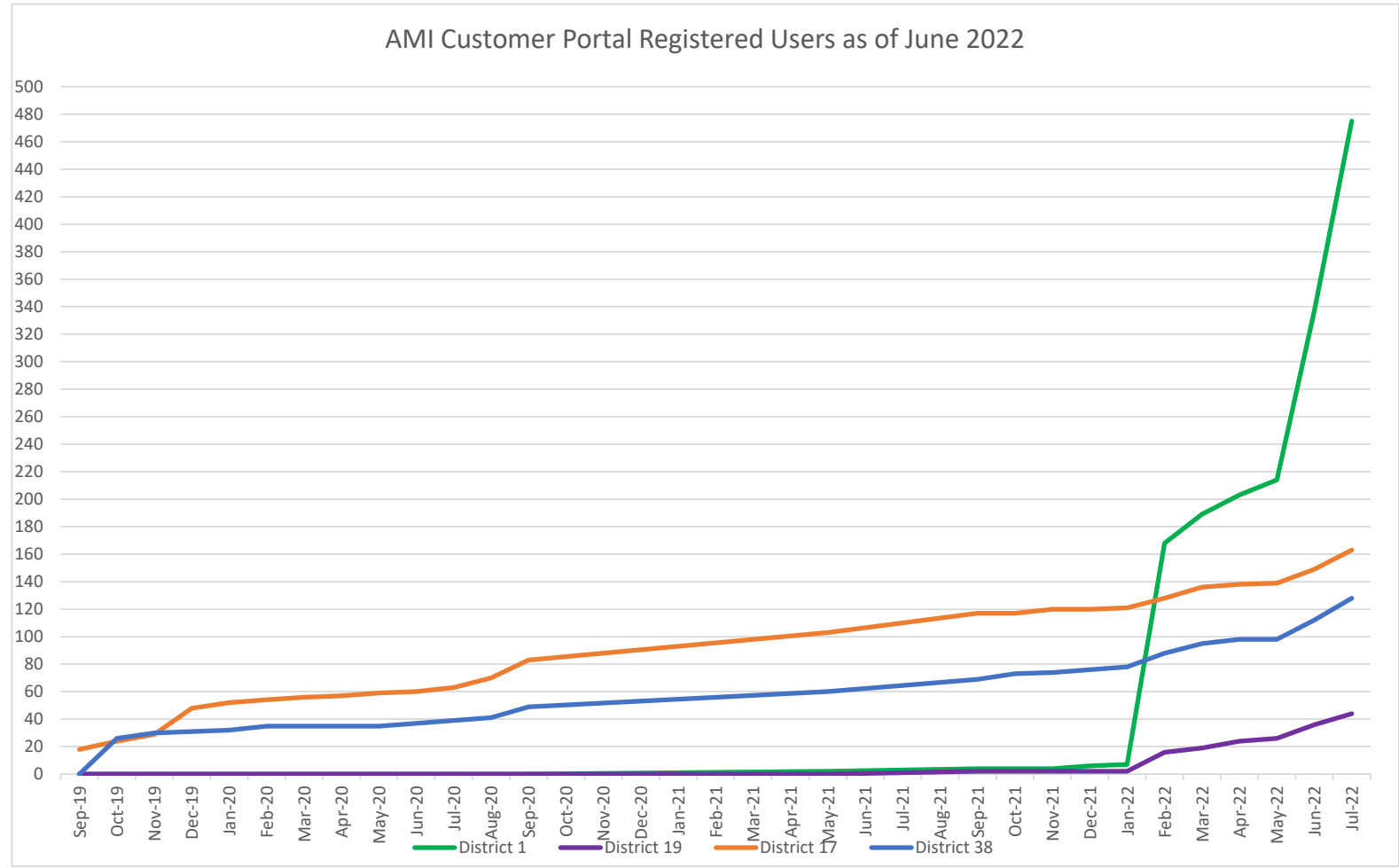
- E. UPDATE ON AVENUES OF PUBLIC OUTREACH – How the District is reaching out to its customers concerning water conservation.

- F. BOARD LETTER TRACKER - UPDATE ON VENTURA COUNTY BOARD OF SUPERVISORS AGENDA ITEMS RELATED TO THE DISTRICT – A status report on what items District staff has recently presented, or may be presenting, before the Ventura County Board of Supervisors
 - May 24, 2022 – D38 Potrero Annexation

4. DISTRICT STAFF REPORT

- G. UPDATE ON ADVANCED METERING INFRASTRUCTURE (AMI) IMPLEMENTATION - The AMI project is an integrated system of smart meters, communications networks, and data management systems that enables two-way communication between utilities and customers which is being implement within the District.

Month	District 1	District 19	District 17	District 38
Sep-19	0	0	18	0
Oct-19	0	0	24	26
Nov-19	0	0	29	30
Dec-19	0	0	48	31
Jan-20	0	0	52	32
Feb-20	0	0	54	35
Mar-20	0	0	56	35
Apr-20	0	0	57	35
May-20	0	0	59	35
Jun-20	0	0	60	37
Jul-20	0	0	63	39
Aug-20	0	0	70	41
Sep-20	0	0	83	49
May-21	2	0	103	60
Sep-21	4	2	117	69
Oct-21	4	2	117	73
Nov-21	4	2	120	74
Dec-21	6	2	120	76
Jan-22	7	2	121	78
Feb-22	168	16	128	88
Mar-22	189	19	136	95
Apr-22	203	24	138	98
May-22	214	26	139	98
Jun-22	337	36	149	112
Jul-22	475	44	163	128



4. DISTRICT STAFF REPORT

- H. CAPITAL PROJECTS REVIEW - The Capital Project Status Report provides regular reporting on the status of active capital projects within the District.
 - No capital projects currently.

- I. DISTRICT 38 OPERATIONS AND MAINTENANCE QUARTERLY REPORT
 - An update on Operations and Maintenance for the third quarter of Fiscal Year 2022 (January 1, 2022 through March 31, 2022).



District 38 O&M Updates

FY 2022 – Fourth Quarter (Apr. 1, 2022 to June 30, 2022)

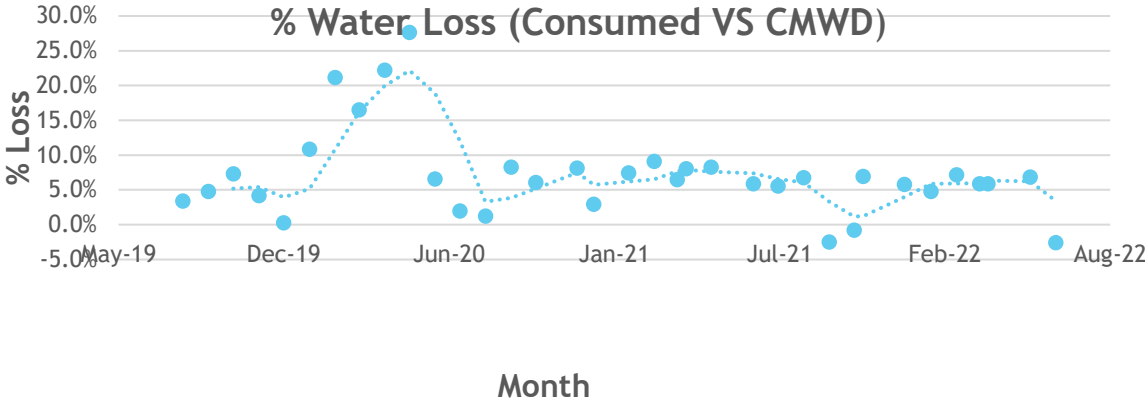
Operations & Maintenance – Distribution Repairs

- ▶ Number of Main Line Repairs and Service Leaks: 1 (1" service line damaged by contractor)
- ▶ Hydrant Leaks: 1 (repaired lateral and replaced FH damaged by vehicle)
- ▶ Installed new 14" gate valve on Stafford Rd

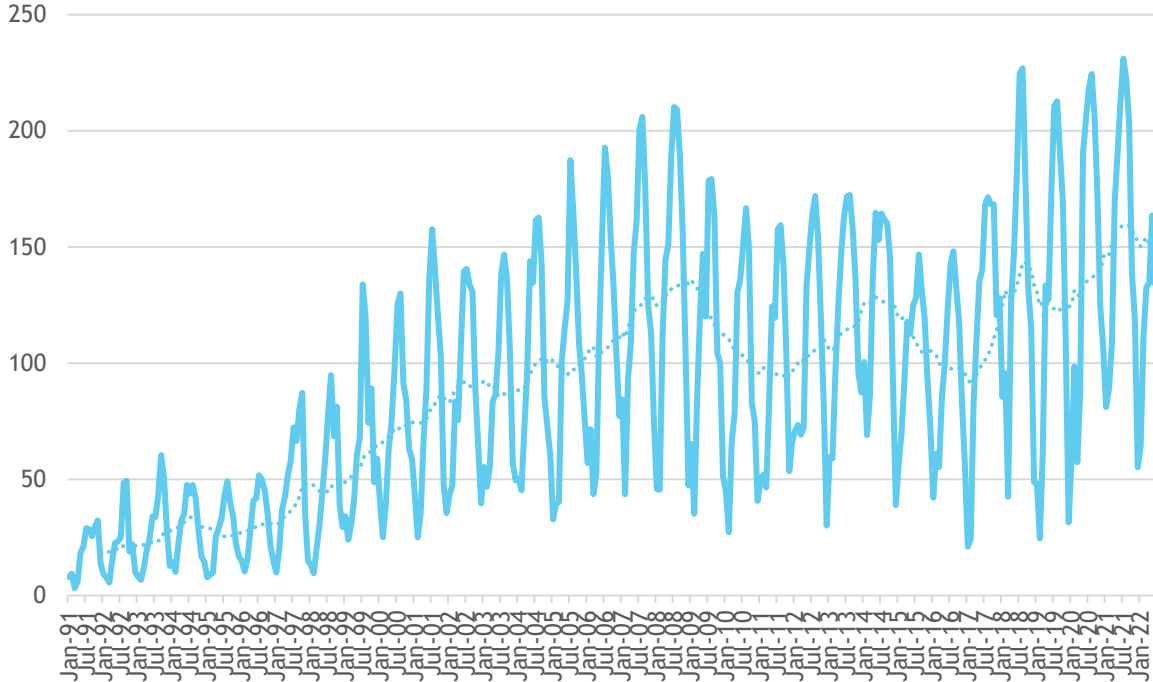
Operations & Maintenance – Source Water

▶ CMWD

- ▶ 432.2 AF Delivered in FY22 Q4
- ▶ -3.4 AF (-2.6%; time of measure error) Water Loss in Quarter

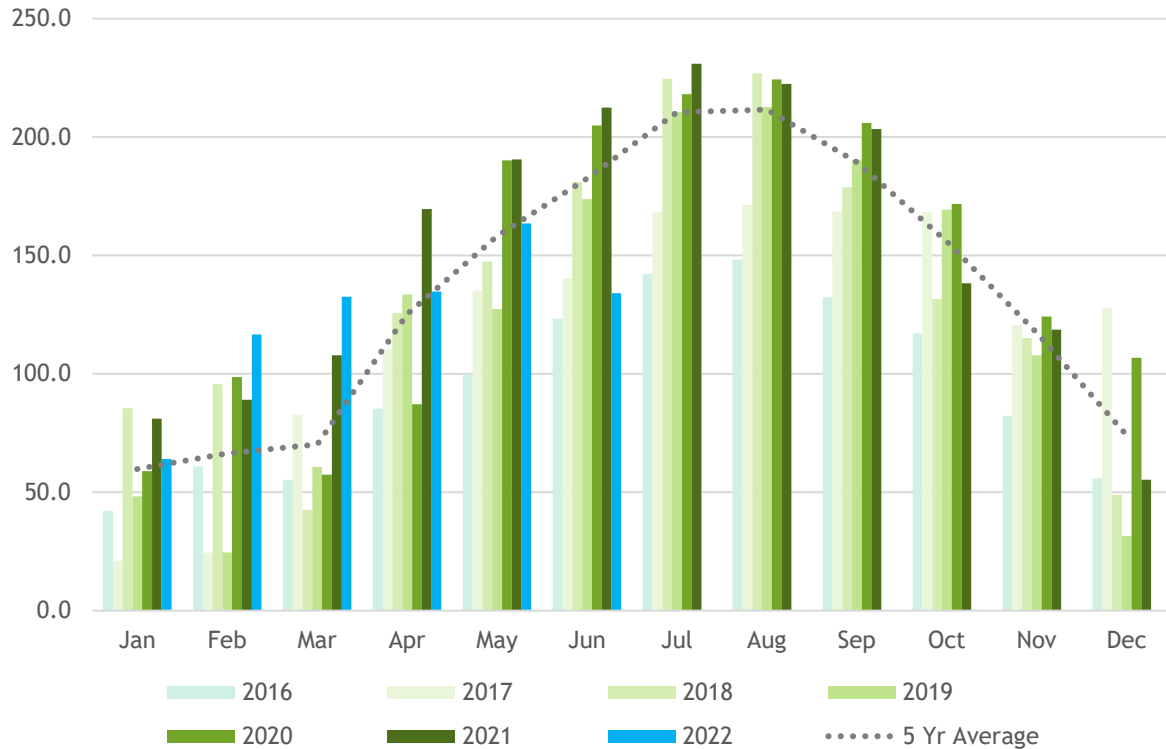


CMWD Purchase (AF)



Operations & Maintenance – Purchases (AF)

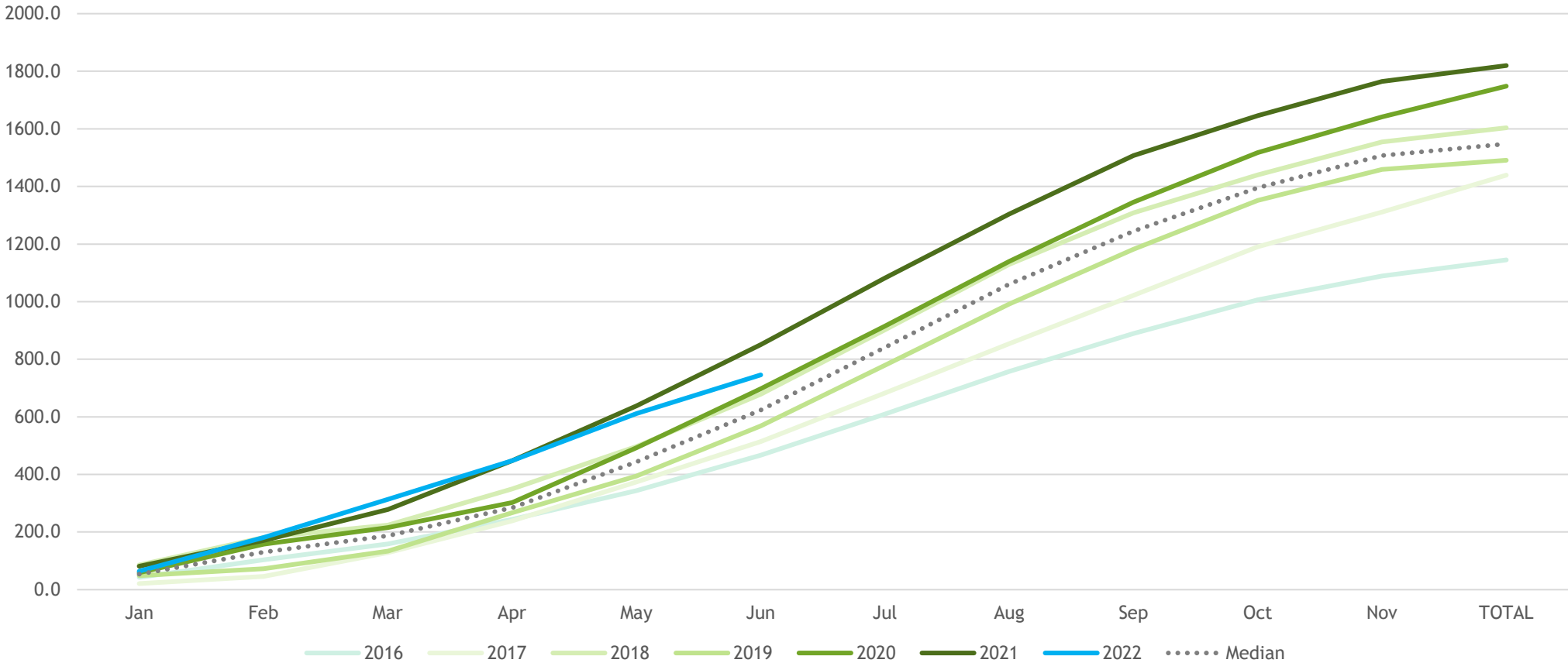
District 38 Monthly Demand (AF)



	2016	2017	2018	2019	2020	2021	2022Min	Average
Jan	42.1	21.1	85.5	48.2	58.9	81.1	64.1	21.1
Feb	103.1	45.5	181.2	72.8	157.5	170.1	180.7	45.5
Mar	158.4	128.2	223.8	133.5	214.9	278.0	313.3	128.2
Apr	243.7	238.5	349.5	267.0	302.1	447.6	448.0	238.5
May	343.4	373.7	496.9	394.5	492.3	638.2	611.5	343.4
Jun	466.8	514.0	678.0	568.3	697.2	850.7	745.5	466.8
Jul	609.1	682.3	902.6	779.0	915.3	1081.7	609.1	873
Aug	757.3	853.7	1129.5	991.7	1139.7	1304.2	757.3	1085
Sep	889.6	1022.2	1308.3	1182.1	1345.7	1507.6	889.6	1274
Oct	1006.6	1190.4	1439.9	1351.4	1517.5	1645.8	1006.6	1430
Nov	1088.9	1311.0	1555.0	1459.3	1641.7	1764.5	1088.9	1547
TOTAL	1144.7	1438.9	1603.9	1490.8	1748.5	1819.7	1144.7	1621

Cumulative Periodic and Annual Demands

District 38 Cumulative Annual Demand (AF)



Customer Service and Meter Reading

- ▶ Replaced 2 meters (6" and 12")
 - ▶ \$1,171
- ▶ Customer Account Activity (turn on/off)
 - ▶ \$3,371 labor
- ▶ Customer Service Orders (check for leaks, verify reads, pressure, etc.)
 - ▶ \$3,742 labor
- ▶ Line Locations
 - ▶ \$2,454 labor
- ▶ New webpage to promote Customer Portal:
 - ▶ <https://www.vcpublishworks.org/wsd/customerportal/>

Operations & Maintenance – Looking Forward

- ▶ Conservation
- ▶ Irrigation Monitoring



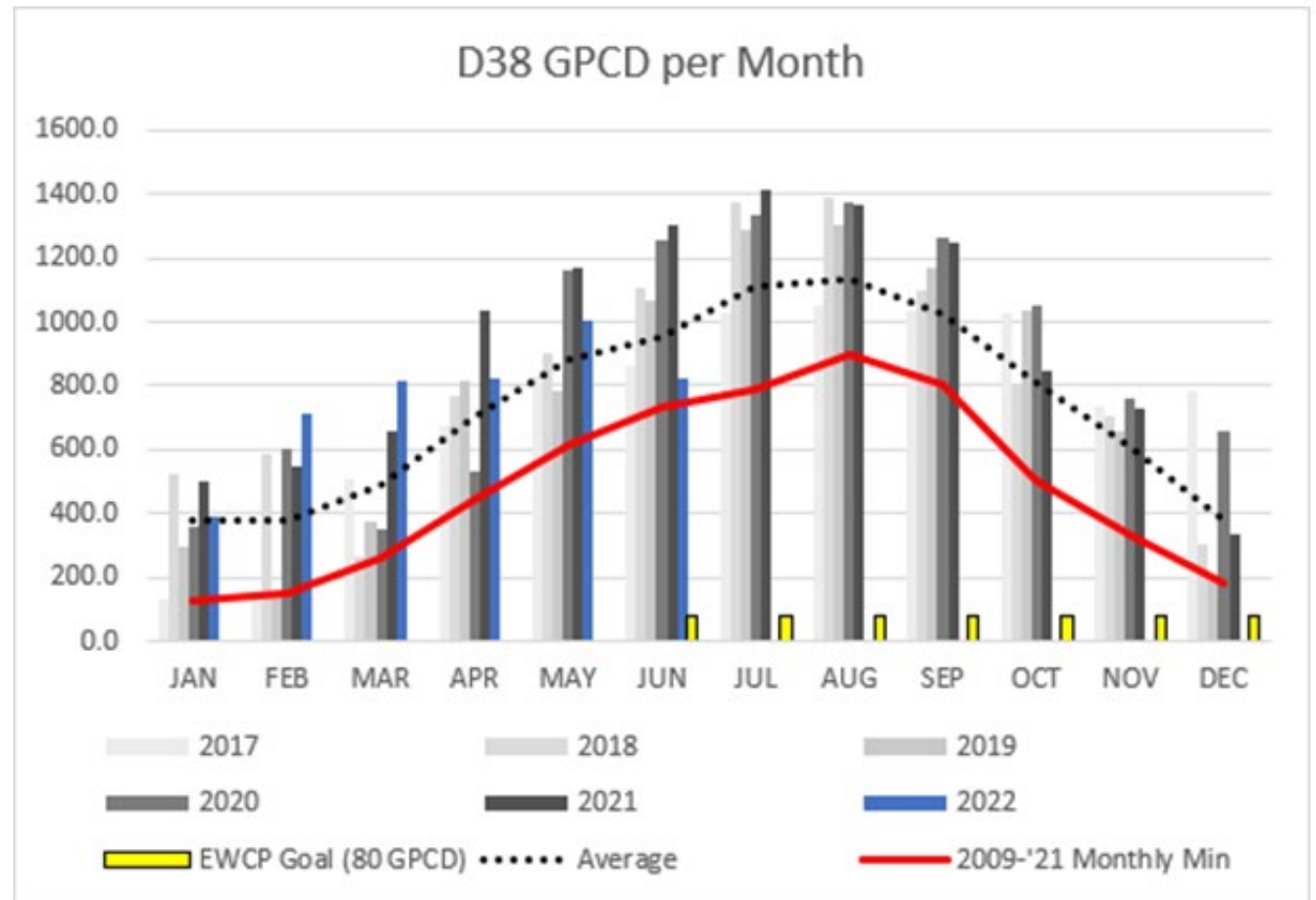
Questions?

4. DISTRICT STAFF REPORT

J. DIRECTOR'S INFORMATIONAL ITEMS – Provides the opportunity for the Director to present items that are not within the subject matter of the District's Staff Report.

- D38 Historic, Recent, and Emergency Water Goals

	2021	2022	YOY
JAN	497	393	79%
FEB	545	715	131%
MAR	661	813	123%
APR	1040	825	79%
MAY	1168	1002	86%
JUN	1302	822	63%
JUL	1418		
AUG	1364		
SEP	1247		
OCT	847		
NOV	728		
DEC	339		



5. COMMITTEE MEMBERS' COMMENTS/
FUTURE AGENDA ITEMS

6. ADJOURNMENT

***The next District 38 Citizens' Advisory Committee meeting is scheduled for October 27, 2022.**