



Ventura County Waterworks District No. 17

Bell Canyon Water Services Fiscal Year 2019-2020 Water Rate Analysis

Presentation for Citizens' Advisory Committee

Joe Pope

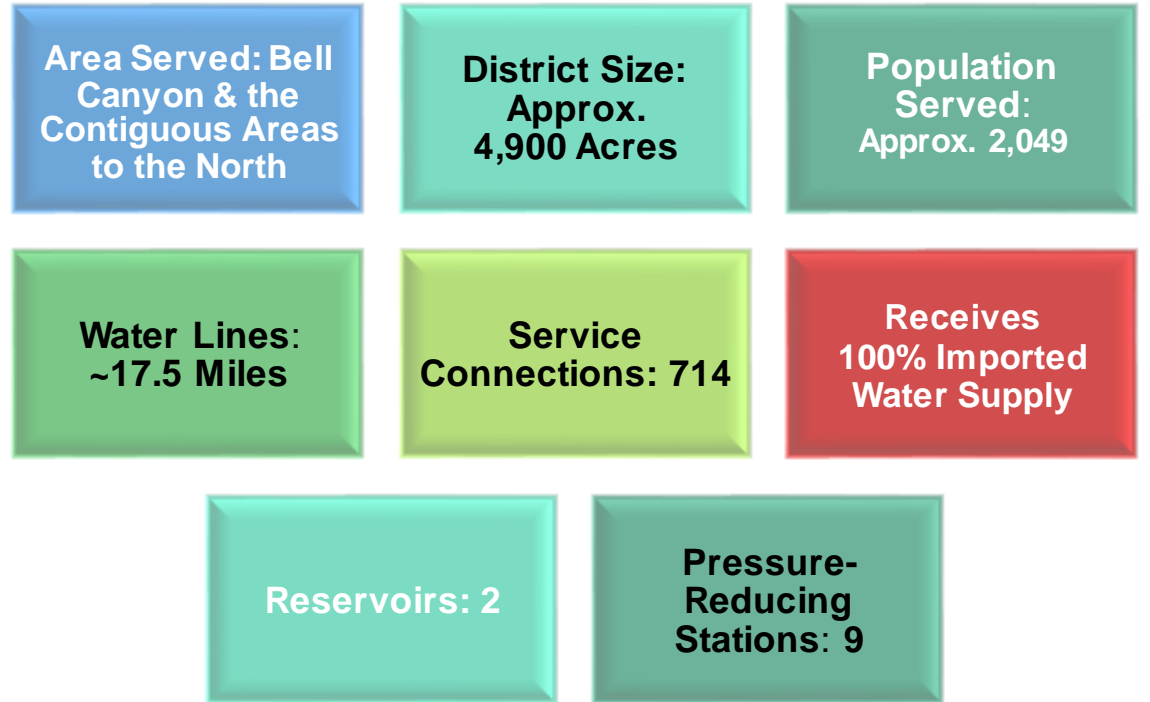
Director, Water and Sanitation Department

County of Ventura Public Works Agency

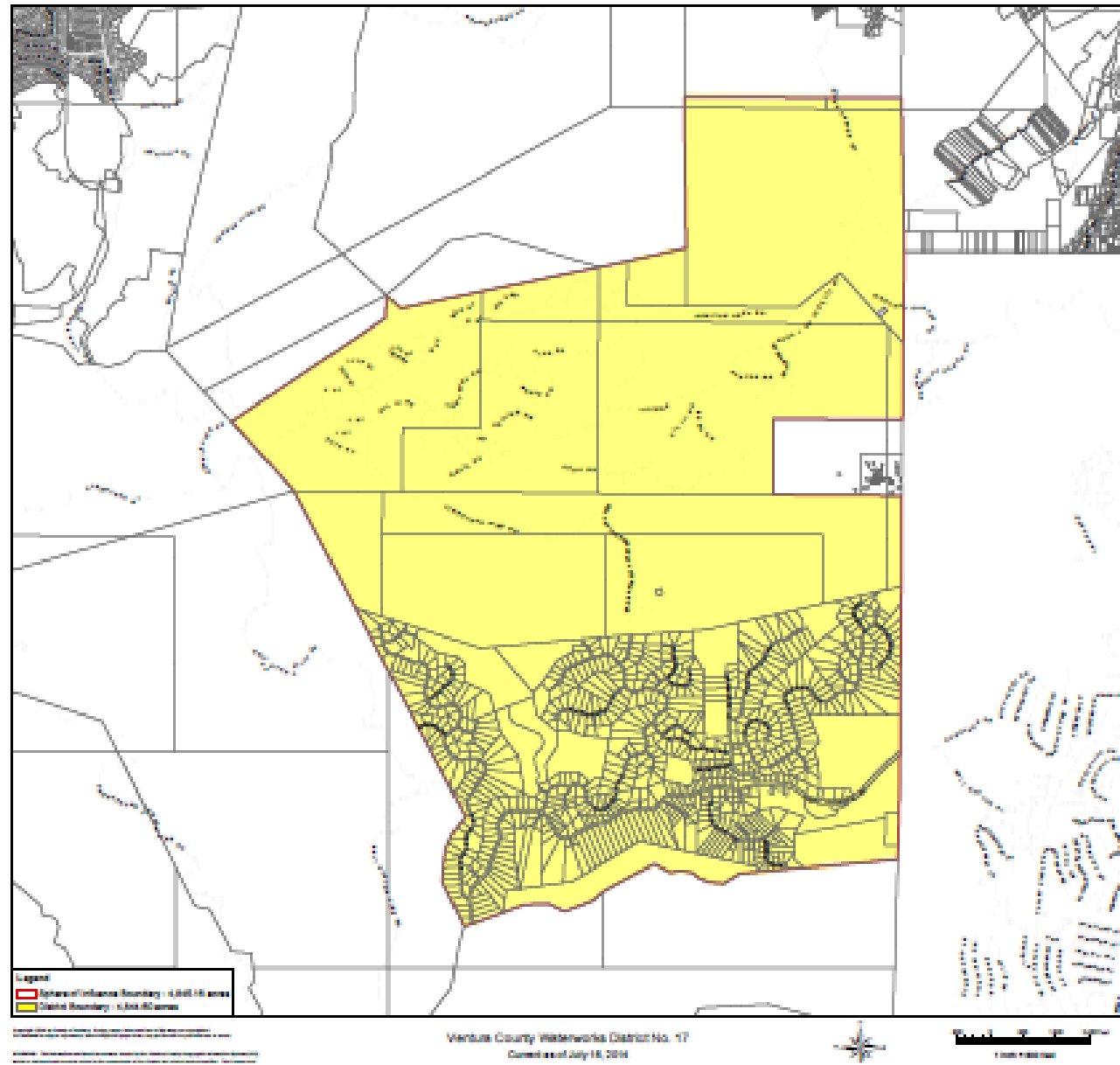
November 20, 2019

PUBLIC **VENTURA COUNTY** **WORKS** **Ventura County** **Waterworks District No. 17 (Bell Canyon)**

- Formed on April 11, 1977
- The Ventura County Board of Supervisors (BOS) is the Board of Directors for District 17.
- The Citizens' Advisory Committee reviews all policy, budget, and water rate recommendations before they are recommended to the BOS.



Ventura County Waterworks District No. 17 (Bell Canyon) Service Area



Budgets and Factors Impacting Water Rates

- District 17 operates as an enterprise fund.
 - **No tax revenues**
- All expenses are paid by District 17 customers through water rates and charges.
- District 17 will use low-interest loans for capital projects.
- Annual budget for FY 2020: \$3.5 million.



Factors Impacting Water Rates:

1. Water rate increases by Calleguas Municipal Water District 3.4%
2. Increasing cost of power 3% to 5% per year
3. 8.9% increase in labor costs, including salaries, benefits, County overheads, vacancy fills, promotions, and merit steps
4. Increases in expenditures for planned 1.74 million gallon tank and aging infrastructure repairs

Fiscal Year 2019-2020 Budget Analysis by Category

	FY19	FY20	Variance	Variance
O&M EXPENDITURES	ADOPTED	ADOPTED	Variance	Variance
	BUDGET	BUDGET	(\$)	(%)
County & Agency Svcs	\$141	\$111	(\$30)	-21%
Imported Water Cost	\$2,350	\$2,345	(\$6)	0%
Operation & Maintenance	\$532	\$749	\$218	41%
Regulatory Permit Costs	\$36	\$36	\$1	1%
System Maint, Repairs & Replc.	\$209	\$240	\$31	15%
Grand Total	\$3,267	\$3,481	\$214	7%

In thousands

The \$3.5M Budget is a \$214K (7%) increase from FY2019 Adopted budget

Ventura County Waterworks District No. 17
Bell Canyon Water Services
FY 20 Adopted Expenditures vs. Revenue Analysis

SUMMARY:

Total Adopted Expenditures

\$3,480,659

Total Estimated Revenue

\$3,151,105

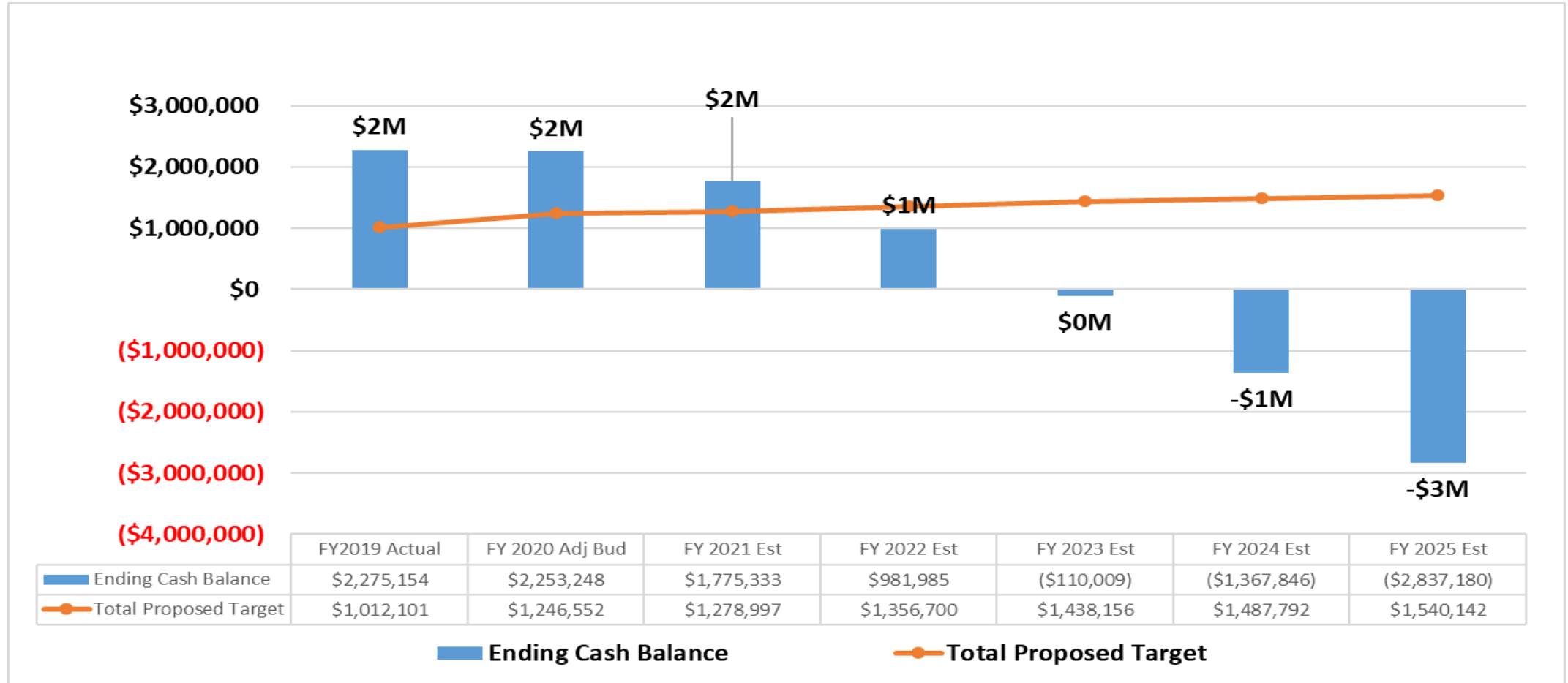
% of Expenditures Financed by Water Sales

90%

% of Expenditures Funded by Cash Reserves

10%

Cash Reserves Forecast With No Rate Increase



Reduction in Cash Reserves mainly due to operating losses and loan repayment

Ventura County Waterworks District No. 17
Bell Canyon Water Services
Proposed Rate Increase Recommendation

Commodity Rates for Residential Customers			
Tier	Proposed Monthly Use (HCF)	Current 2019	Proposed 2020
1	0 - 10	\$4.37	\$4.68
2	>10 – 25	\$5.19	\$5.56
3	> 25	\$6.50	\$6.96

Note: Rates per 100 Cubic Feet of Water (HCF)=748 Gallons

- 7% Commodity rate adjustment

Commodity Rates for Other Customer Classes		
Customer Class	Current 2019	Proposed 2020
Commercial	\$5.30	\$5.67
Industrial	\$5.30	\$5.67
Institutional	\$5.30	\$5.67
Temporary Construction	\$5.46	\$5.84

Ventura County Waterworks District No.17
Bell Canyon Water Services
Proposed Meter Charge Recommendation

- 16% Fixed meter charge increase

Monthly Meter Charges		
Meter Size	Current 2019	Proposed 2020
3/4-inch	\$16.42	\$19.05
1-inch	\$23.61	\$27.39
1 1/2-inch	\$41.61	\$48.27
2-inch	\$63.21	\$73.32
3-inch	\$131.60	\$152.66
4-inch	\$232.38	\$269.56
6-inch	\$473.53	\$549.29
Monthly Fireline Charges		
Meter Size	Current 2019	Proposed 2020
6-inch	\$30.25	\$35.09

Note: Water used through private fire services will be charged at the temporary construction water rate

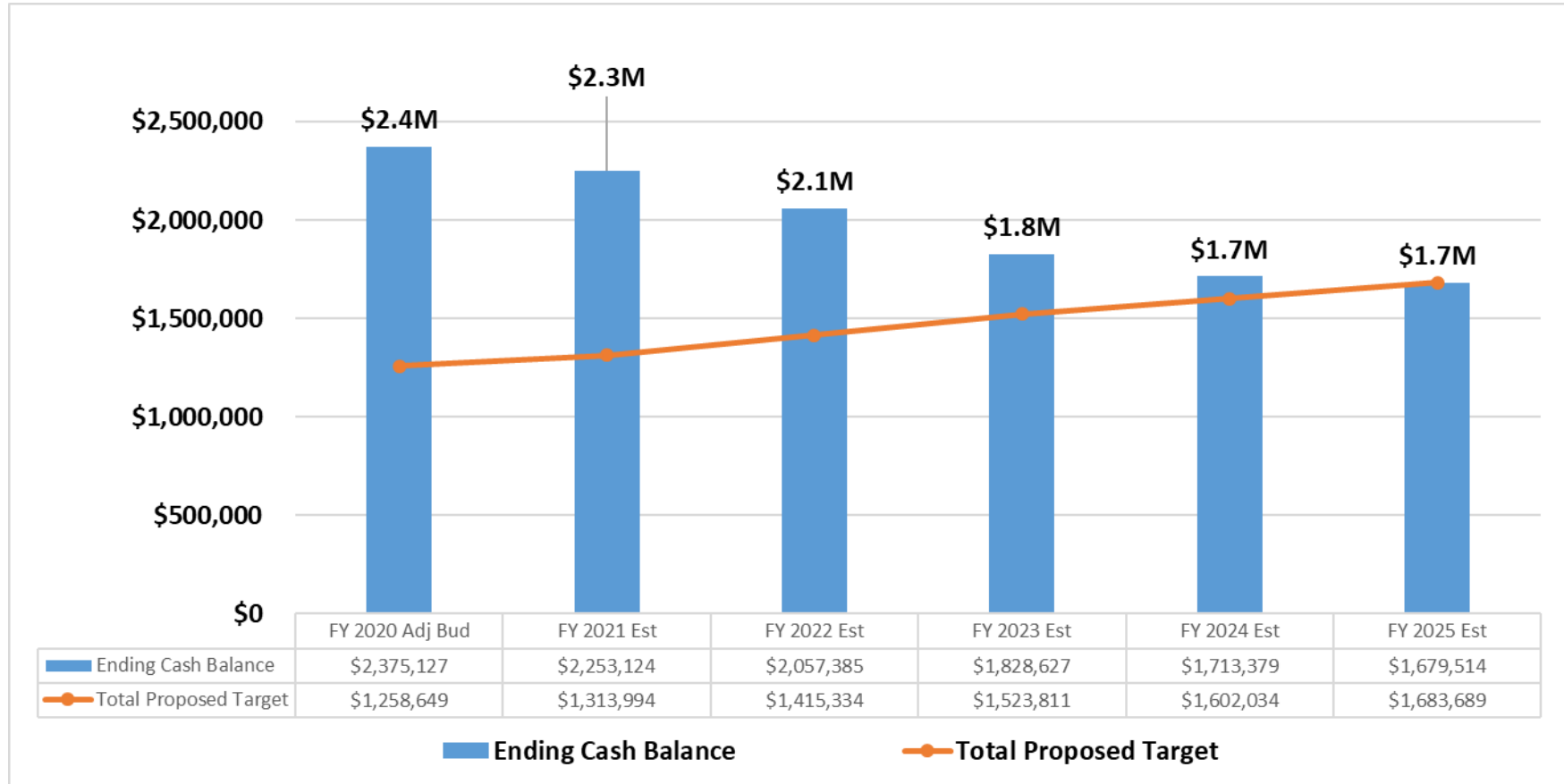
Proposed Water Rate Increases Impact on Residential Customers

Meter Size	Median Bill	Monthly Increase \$ (%)
1"	\$336.23	\$24.32 (7.9%)



Calculators are available on our website: <http://pwa.vcpublicworks.org/wsd/ratesandcharges/>

Cash Reserve Forecast With Recommended Rates



Proposed Rate Increase will help maintain cash reserves within targeted range

PUBLIC **VENTURA COUNTY** **WORKS**



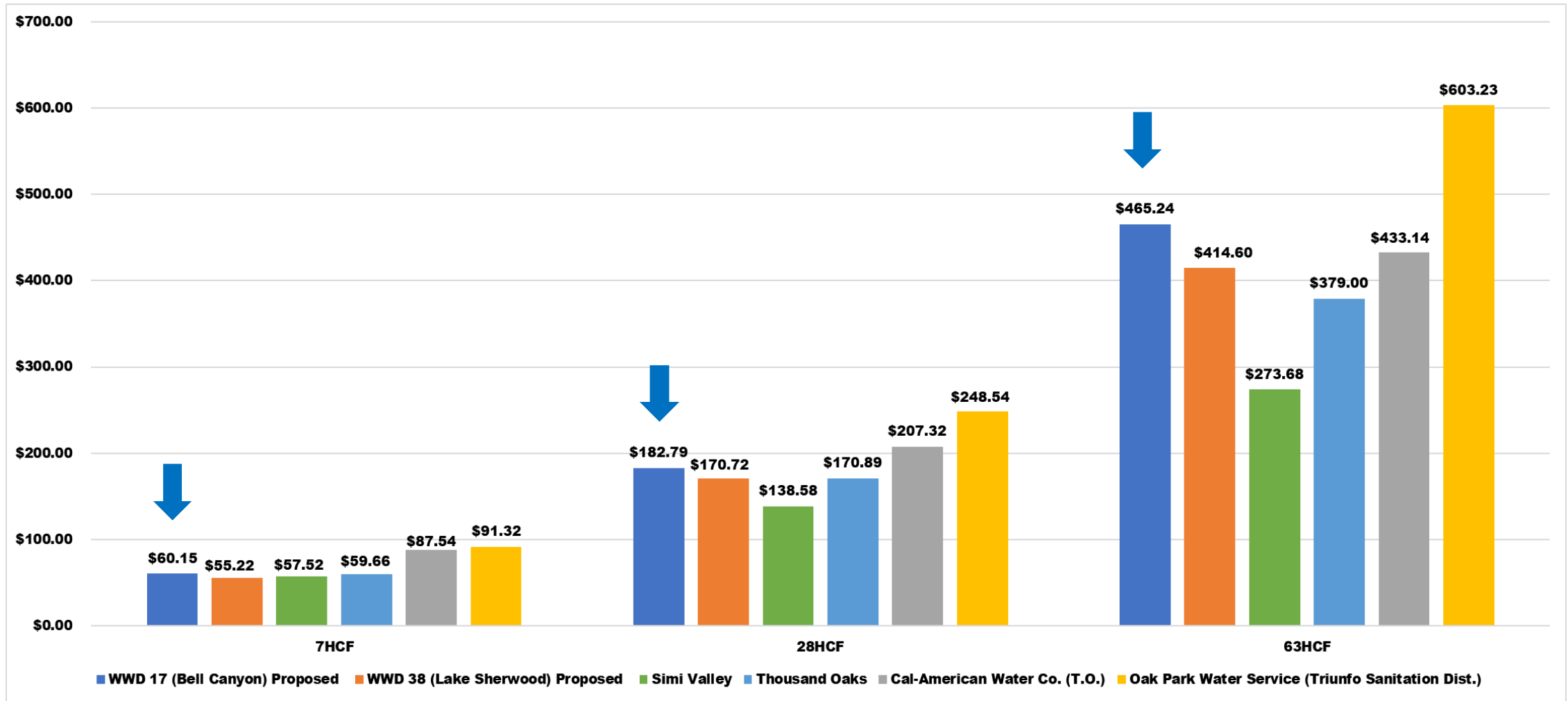
*Operations &
Maintenance Team*

Questions?

October 8, 2019

Back-up Slides

Water Bill Comparisons 1" Service



Ventura County Waterworks District No.17
Bell Canyon Water Services
Rate Increase History

